

PARK HORIZON

DUBAI HILLS ESTATE

FLOOR PLANS

EMAAR

PARK HORIZON

DUBAI HILLS ESTATE

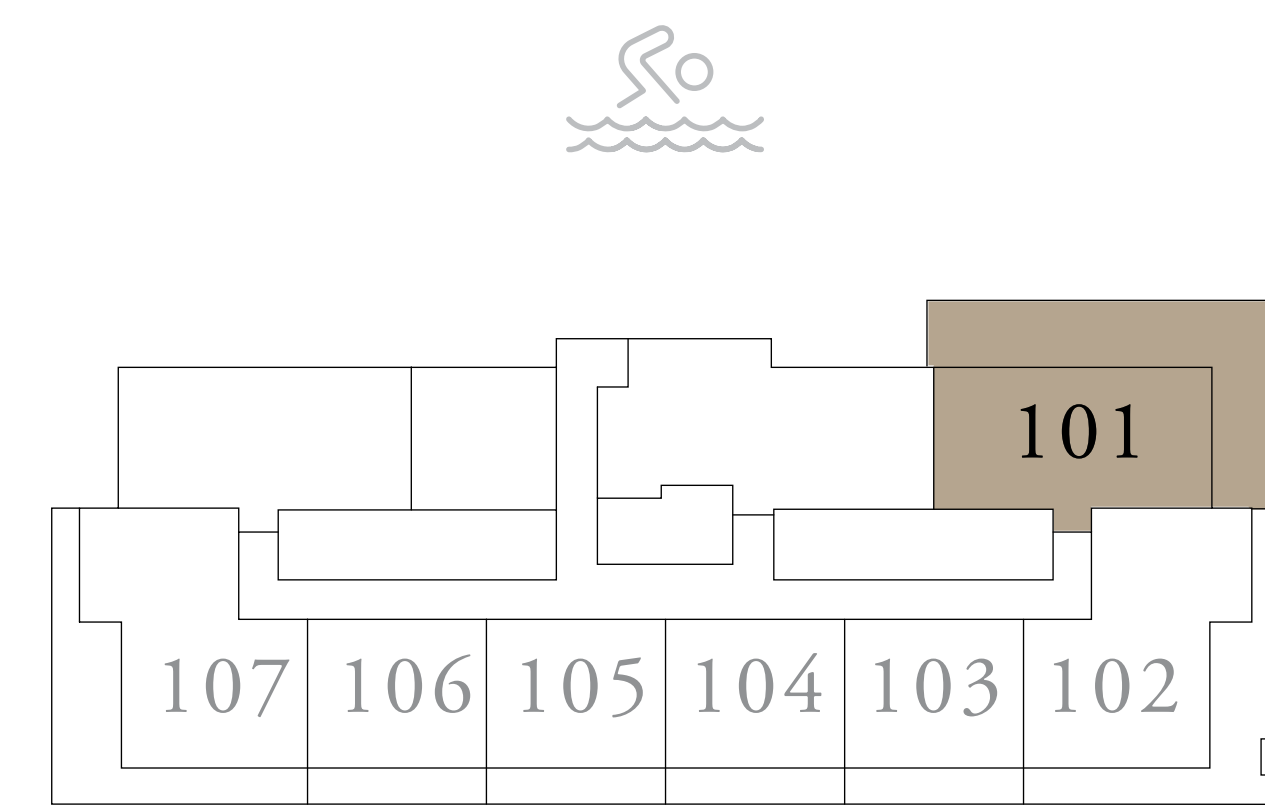
2 BEDROOM TYPE A3.1

BUILDING 1 LEVEL 01

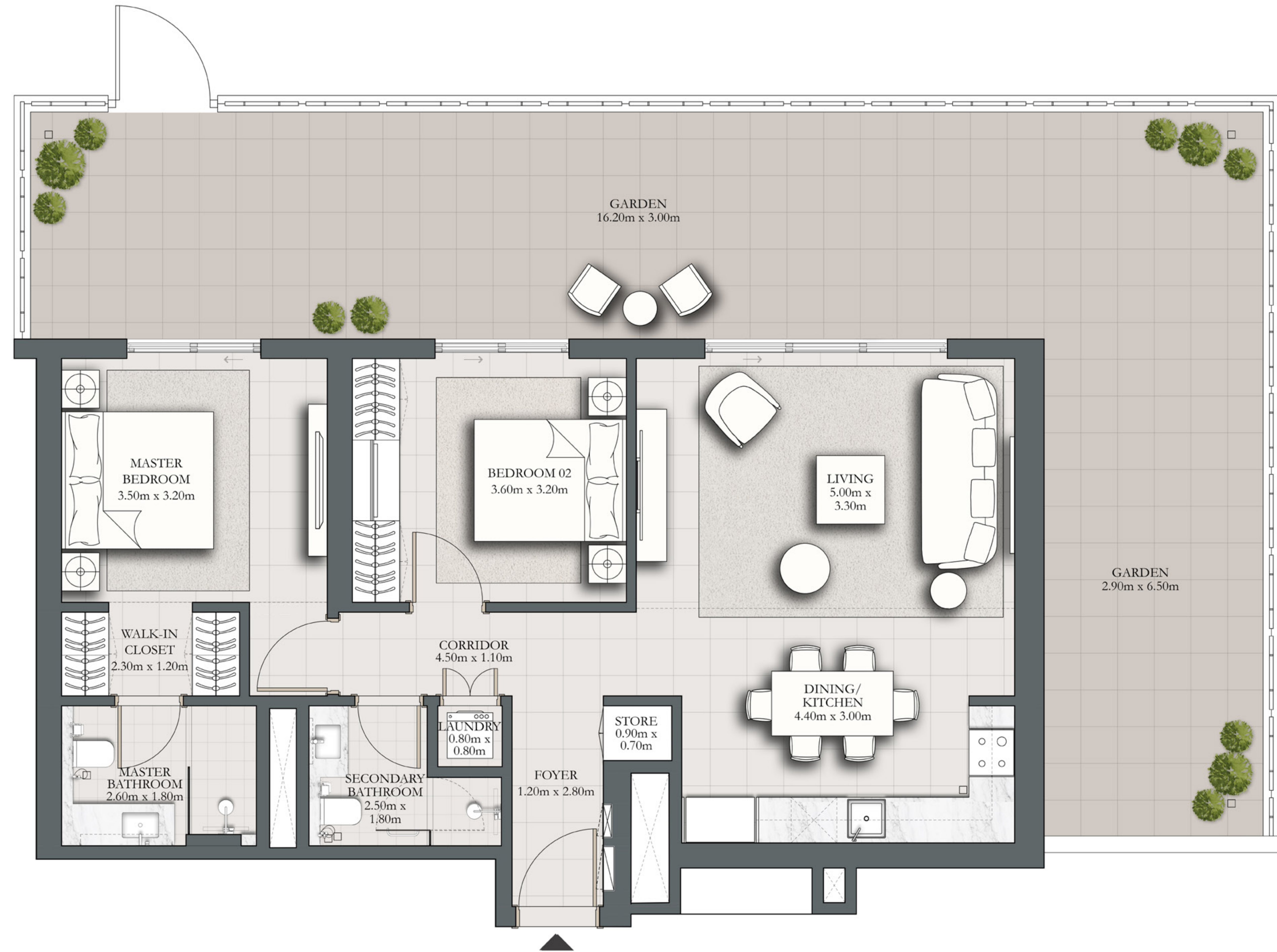
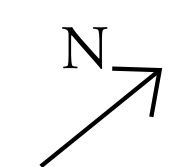

UNIT 101

SUITE AREA	924.30 SQ.FT.	85.87 SQ.M.
BALCONY AREA	795.02 SQ.FT.	73.86 SQ.M.
TOTAL AREA	1719.32 SQ.FT.	159.73 SQ.M.

KEY PLAN



KEY SECTION



FLOOR PLAN 1. All dimensions are in imperial and metric, and measured from finish to finish excluding construction tolerances. 2. All materials, dimensions, and drawings are approximate only. 3. Information is subject to change without notice, at developer's absolute discretion. 4. Actual area may vary from the stated area. 5. Drawings not to scale. 6. All images used are for illustrative purposes only and do not represent the actual size, features, specifications, fittings, and furnishings. 7. The developer reserves the right to make revisions / alterations, at its absolute discretion, without any liability whatsoever.

PARK HORIZON

DUBAI HILLS ESTATE

2 BEDROOM TYPE C3

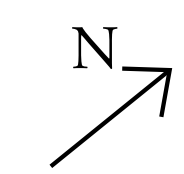

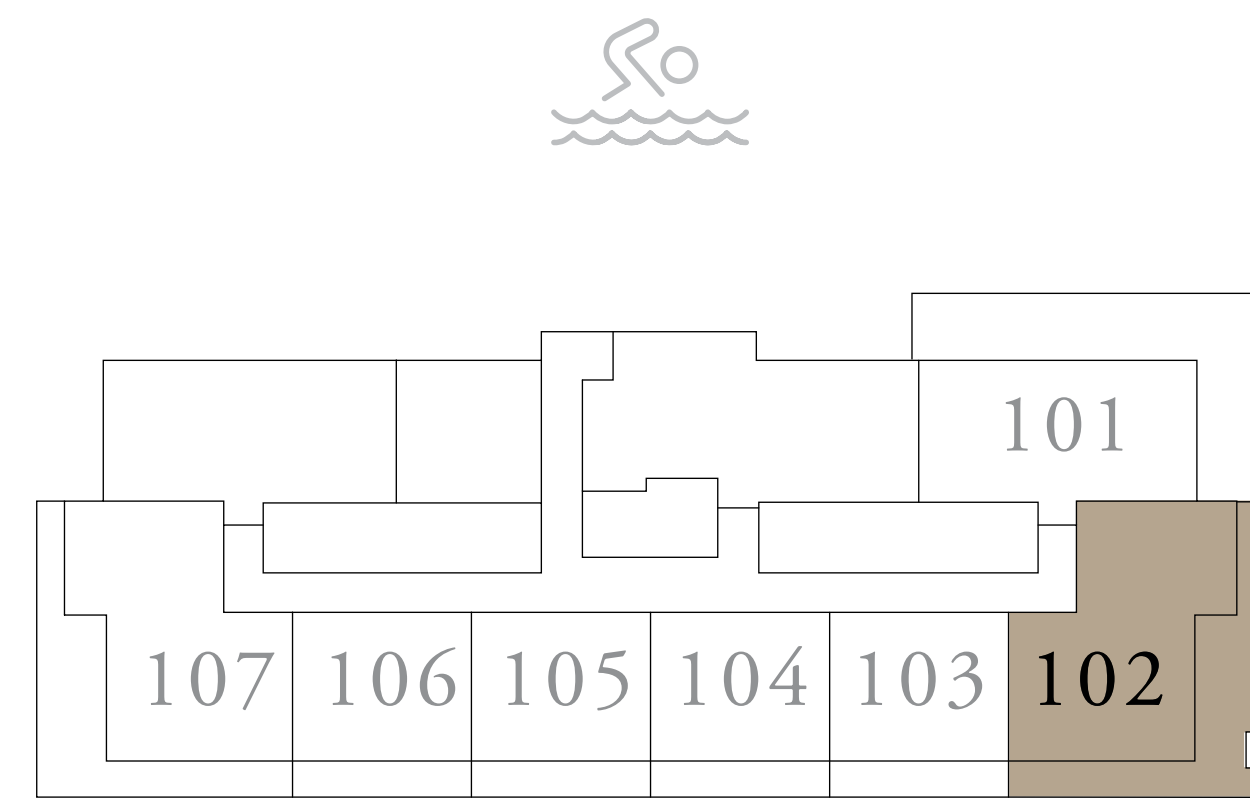
BUILDING 1 LEVEL 01

UNIT 102

SUITE AREA	994.15 SQ.FT.	92.36 SQ.M.
BALCONY AREA	539.16 SQ.FT.	50.09 SQ.M.
TOTAL AREA	1533.32 SQ.FT.	142.45 SQ.M.

KEY PLAN

KEY SECTION



FLOOR PLAN 1. All dimensions are in imperial and metric, and measured from finish to finish excluding construction tolerances. 2. All materials, dimensions, and drawings are approximate only. 3. Information is subject to change without notice, at developer's absolute discretion. 4. Actual area may vary from the stated area. 5. Drawings not to scale. 6. All images used are for illustrative purposes only and do not represent the actual size, features, specifications, fittings, and furnishings. 7. The developer reserves the right to make revisions / alterations, at its absolute discretion, without any liability whatsoever.

PARK HORIZON

DUBAI HILLS ESTATE

1 BEDROOM TYPE A3

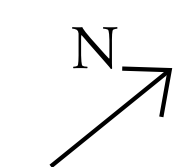

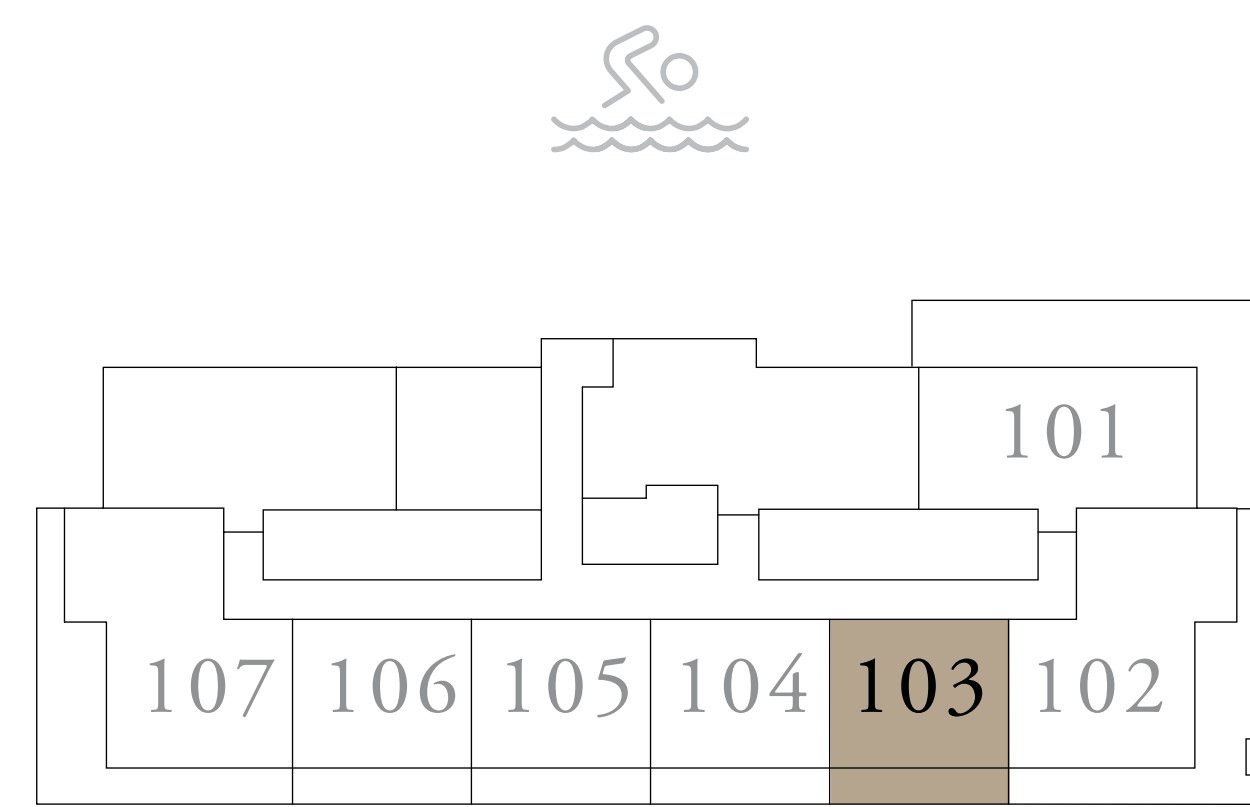
BUILDING 1 LEVEL 01

UNIT 103

SUITE AREA	589.86 SQ.FT.	54.80 SQ.M.
BALCONY AREA	167.59 SQ.FT.	15.57 SQ.M.
TOTAL AREA	757.46 SQ.FT.	70.37 SQ.M.

KEY PLAN

KEY SECTION



FLOOR PLAN 1. All dimensions are in imperial and metric, and measured from finish to finish excluding construction tolerances. 2. All materials, dimensions, and drawings are approximate only. 3. Information is subject to change without notice, at developer's absolute discretion. 4. Actual area may vary from the stated area. 5. Drawings not to scale. 6. All images used are for illustrative purposes only and do not represent the actual size, features, specifications, fittings, and furnishings. 7. The developer reserves the right to make revisions / alterations, at it's absolute discretion, without any liability whatsoever.

PARK HORIZON

DUBAI HILLS ESTATE

1 BEDROOM TYPE A3

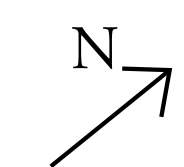

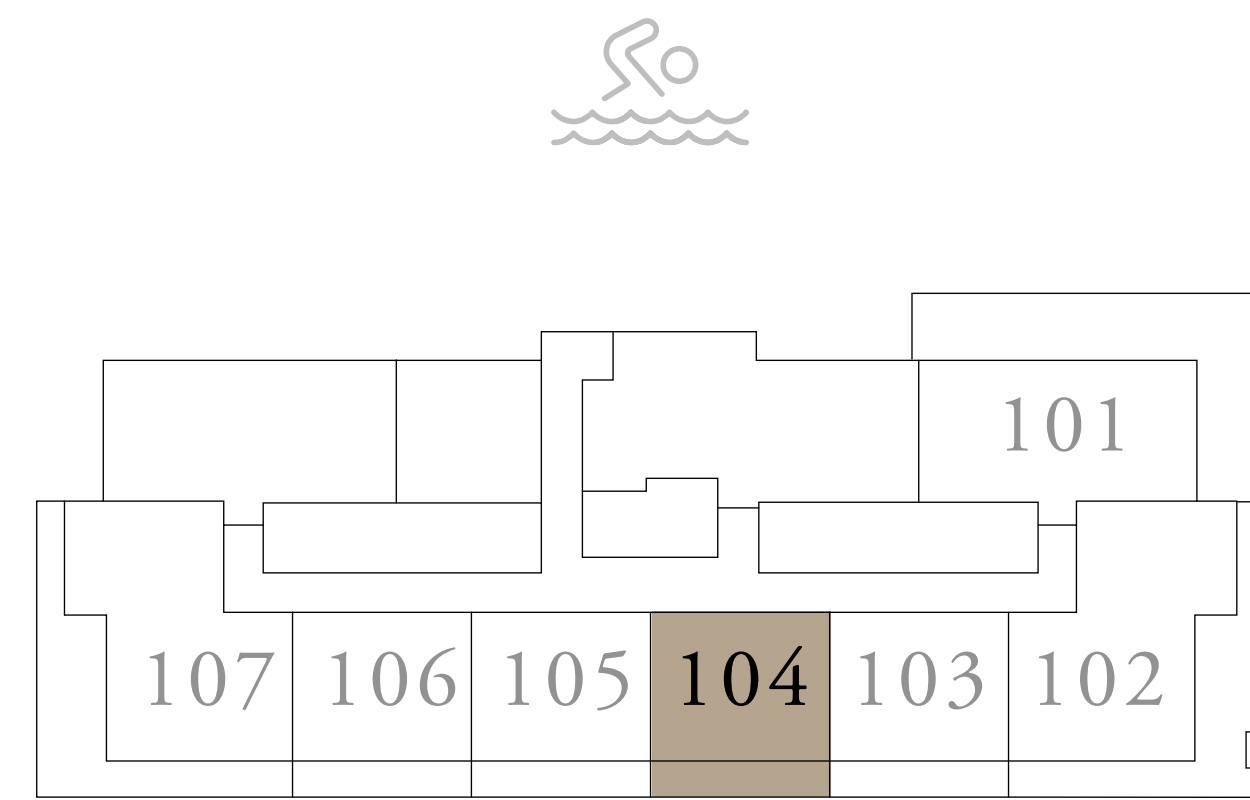
BUILDING 1 LEVEL 01

UNIT 104

SUITE AREA	589.86 SQ.FT.	54.80 SQ.M.
BALCONY AREA	167.16 SQ.FT.	15.53 SQ.M.
TOTAL AREA	757.03 SQ.FT.	70.33 SQ.M.

KEY PLAN

KEY SECTION



FLOOR PLAN 1. All dimensions are in imperial and metric, and measured from finish to finish excluding construction tolerances. 2. All materials, dimensions, and drawings are approximate only. 3. Information is subject to change without notice, at developer's absolute discretion. 4. Actual area may vary from the stated area. 5. Drawings not to scale. 6. All images used are for illustrative purposes only and do not represent the actual size, features, specifications, fittings, and furnishings. 7. The developer reserves the right to make revisions / alterations, at it's absolute discretion, without any liability whatsoever.

PARK HORIZON

DUBAI HILLS ESTATE

1 BEDROOM TYPE A1

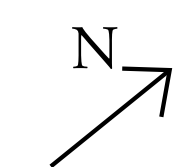

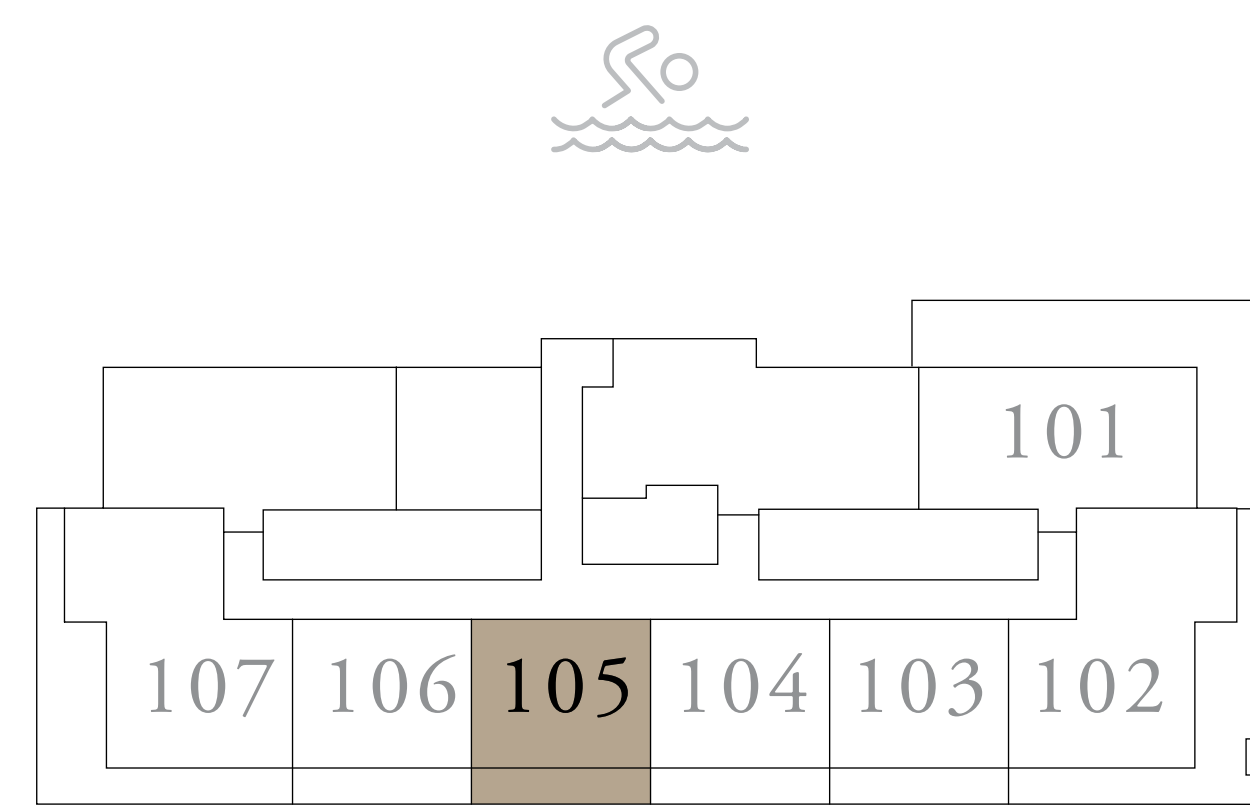
BUILDING 1 LEVEL 01

UNIT 105

SUITE AREA	589.86 SQ.FT.	54.80 SQ.M.
BALCONY AREA	167.16 SQ.FT.	15.53 SQ.M.
TOTAL AREA	757.03 SQ.FT.	70.33 SQ.M.

KEY PLAN

KEY SECTION



FLOOR PLAN 1. All dimensions are in imperial and metric, and measured from finish to finish excluding construction tolerances. 2. All materials, dimensions, and drawings are approximate only. 3. Information is subject to change without notice, at developer's absolute discretion. 4. Actual area may vary from the stated area. 5. Drawings not to scale. 6. All images used are for illustrative purposes only and do not represent the actual size, features, specifications, fittings, and furnishings. 7. The developer reserves the right to make revisions / alterations, at it's absolute discretion, without any liability whatsoever.

PARK HORIZON

DUBAI HILLS ESTATE

1 BEDROOM TYPE A1

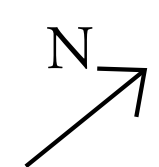

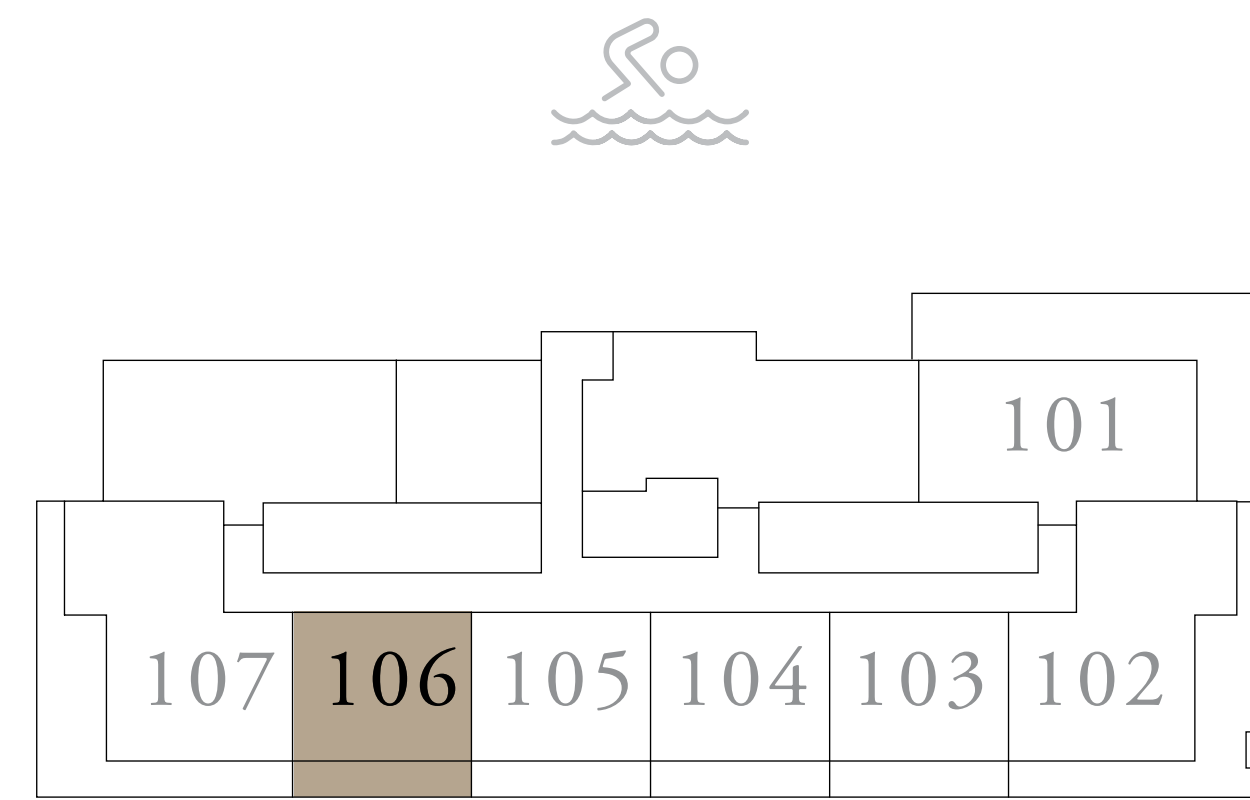
BUILDING 1 LEVEL 01

UNIT 106

SUITE AREA	589.86 SQ.FT.	54.80 SQ.M.
BALCONY AREA	167.59 SQ.FT.	15.57 SQ.M.
TOTAL AREA	757.46 SQ.FT.	70.37 SQ.M.

KEY PLAN

KEY SECTION



FLOOR PLAN 1. All dimensions are in imperial and metric, and measured from finish to finish excluding construction tolerances. 2. All materials, dimensions, and drawings are approximate only. 3. Information is subject to change without notice, at developer's absolute discretion. 4. Actual area may vary from the stated area. 5. Drawings not to scale. 6. All images used are for illustrative purposes only and do not represent the actual size, features, specifications, fittings, and furnishings. 7. The developer reserves the right to make revisions / alterations, at it's absolute discretion, without any liability whatsoever.

PARK HORIZON

DUBAI HILLS ESTATE

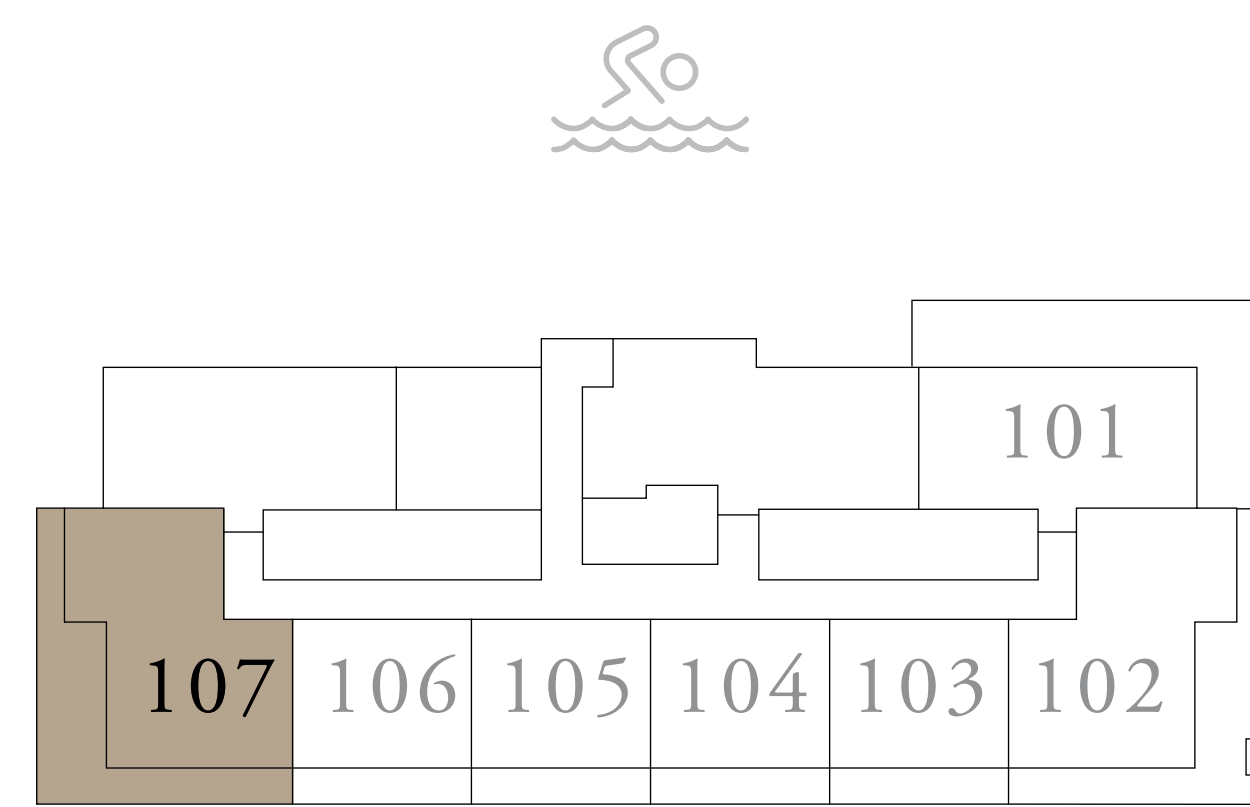
2 BEDROOM TYPE C1

BUILDING 1 LEVEL 01

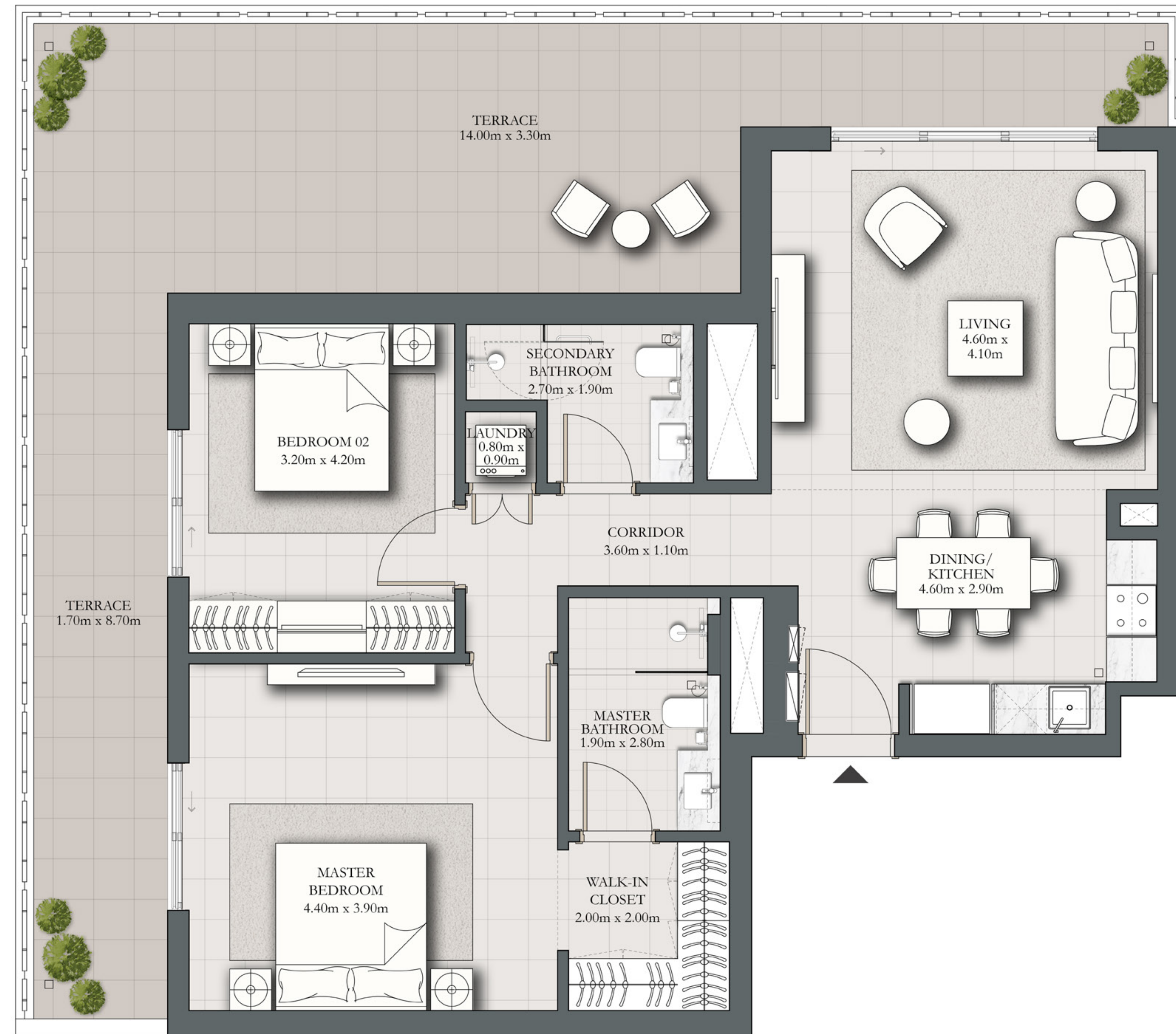
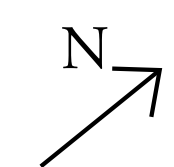

UNIT 107

SUITE AREA	984.36 SQ.FT.	91.45 SQ.M.
BALCONY AREA	584.48 SQ.FT.	54.30 SQ.M.
TOTAL AREA	1568.84 SQ.FT.	145.75 SQ.M.

KEY PLAN



KEY SECTION



FLOOR PLAN 1. All dimensions are in imperial and metric, and measured from finish to finish excluding construction tolerances. 2. All materials, dimensions, and drawings are approximate only. 3. Information is subject to change without notice, at developer's absolute discretion. 4. Actual area may vary from the stated area. 5. Drawings not to scale. 6. All images used are for illustrative purposes only and do not represent the actual size, features, specifications, fittings, and furnishings. 7. The developer reserves the right to make revisions / alterations, at it's absolute discretion, without any liability whatsoever.

PARK HORIZON

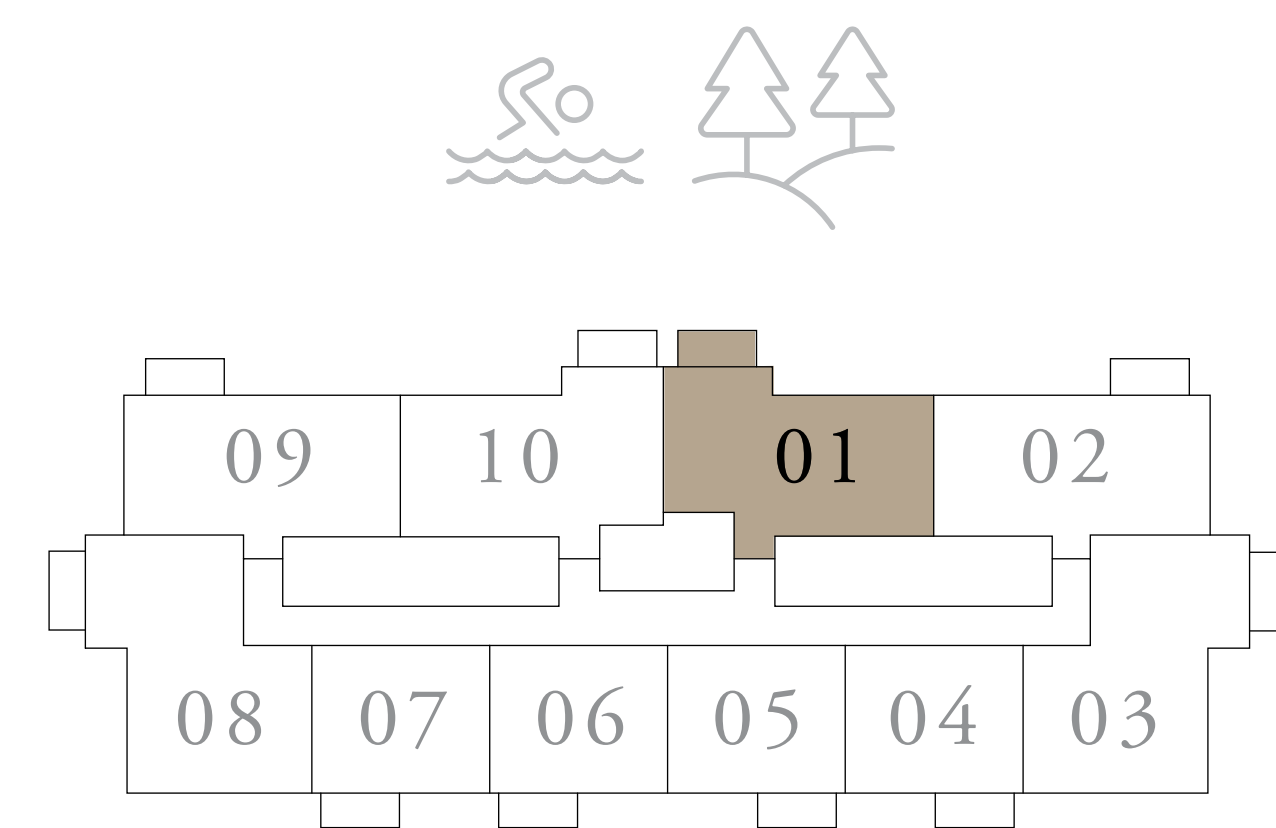
DUBAI HILLS ESTATE

2 BEDROOM TYPE B2

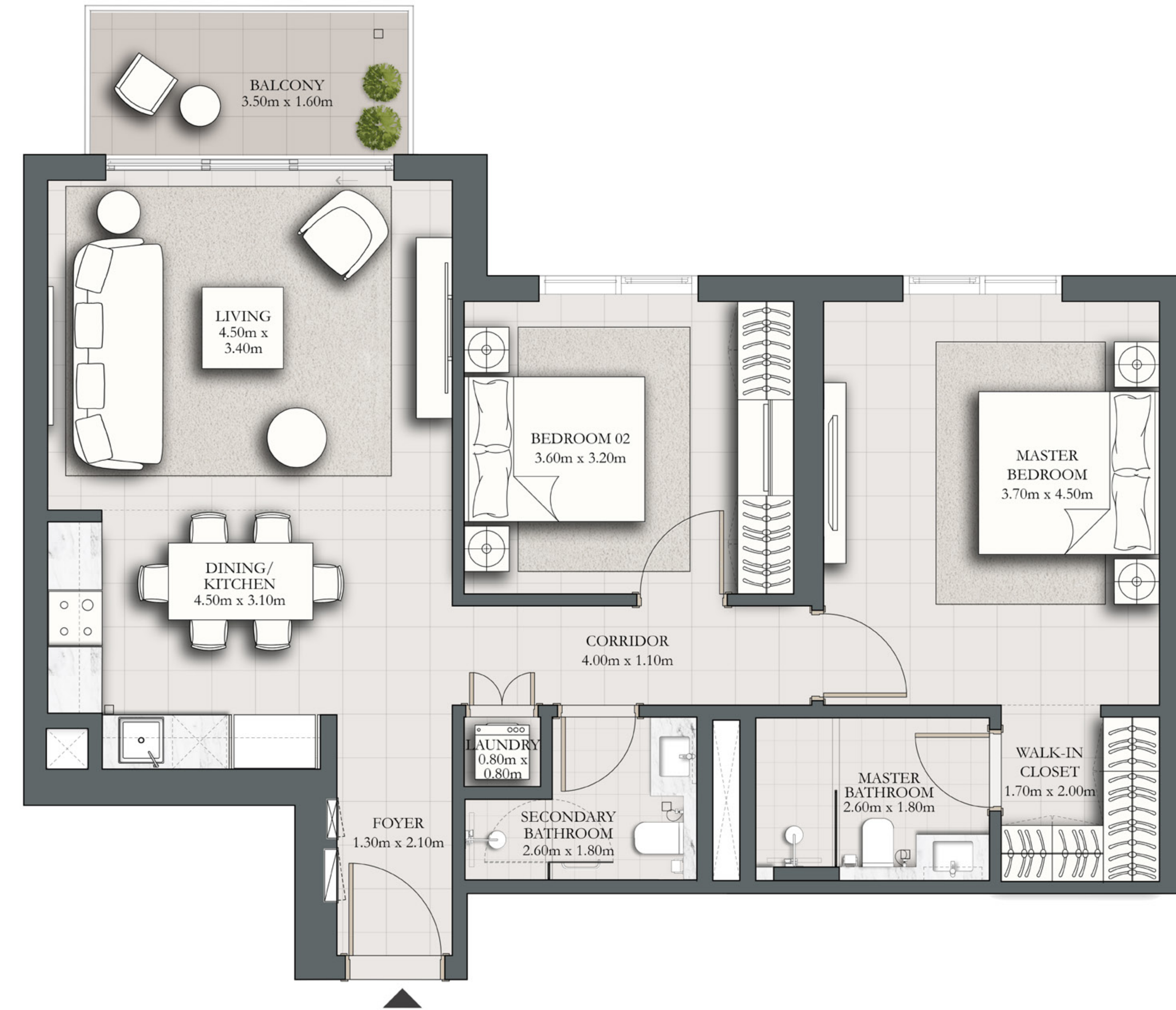
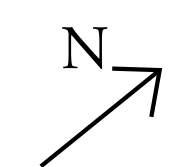

BUILDING 1 LEVELS 02-10 UNIT 01

SUITE AREA	932.91 SQ.FT.	86.67 SQ.M.
BALCONY AREA	68.46 SQ.FT.	6.36 SQ.M.
TOTAL AREA	1001.37 SQ.FT.	93.03 SQ.M.

KEY PLAN



KEY SECTION



TYPICAL LEVEL

FLOOR PLAN 1. All dimensions are in imperial and metric, and measured from finish to finish excluding construction tolerances. 2. All materials, dimensions, and drawings are approximate only. 3. Information is subject to change without notice, at developer's absolute discretion. 4. Actual area may vary from the stated area. 5. Drawings not to scale. 6. All images used are for illustrative purposes only and do not represent the actual size, features, specifications, fittings, and furnishings. 7. The developer reserves the right to make revisions / alterations, at its absolute discretion, without any liability whatsoever.

PARK HORIZON

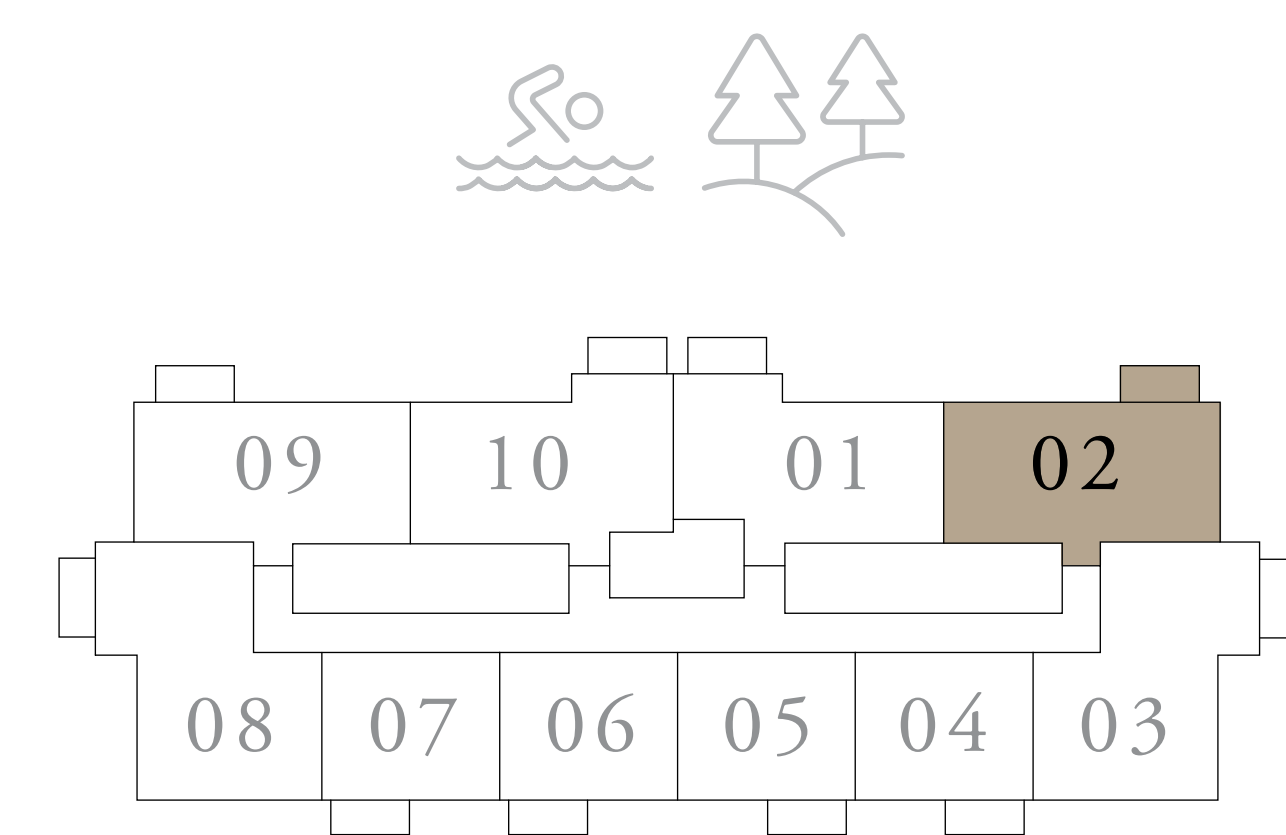
DUBAI HILLS ESTATE

2 BEDROOM TYPE A2

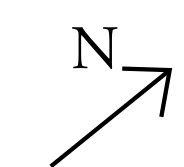

BUILDING 1 LEVELS 02-10 UNIT 02

SUITE AREA	924.94 SQ.FT.	85.93 SQ.M.
BALCONY AREA	68.46 SQ.FT.	6.36 SQ.M.
TOTAL AREA	993.40 SQ.FT.	92.29 SQ.M.

KEY PLAN



KEY SECTION



TYPICAL LEVEL

FLOOR PLAN 1. All dimensions are in imperial and metric, and measured from finish to finish excluding construction tolerances. 2. All materials, dimensions, and drawings are approximate only. 3. Information is subject to change without notice, at developer's absolute discretion. 4. Actual area may vary from the stated area. 5. Drawings not to scale. 6. All images used are for illustrative purposes only and do not represent the actual size, features, specifications, fittings, and furnishings. 7. The developer reserves the right to make revisions / alterations, at it's absolute discretion, without any liability whatsoever.

PARK HORIZON

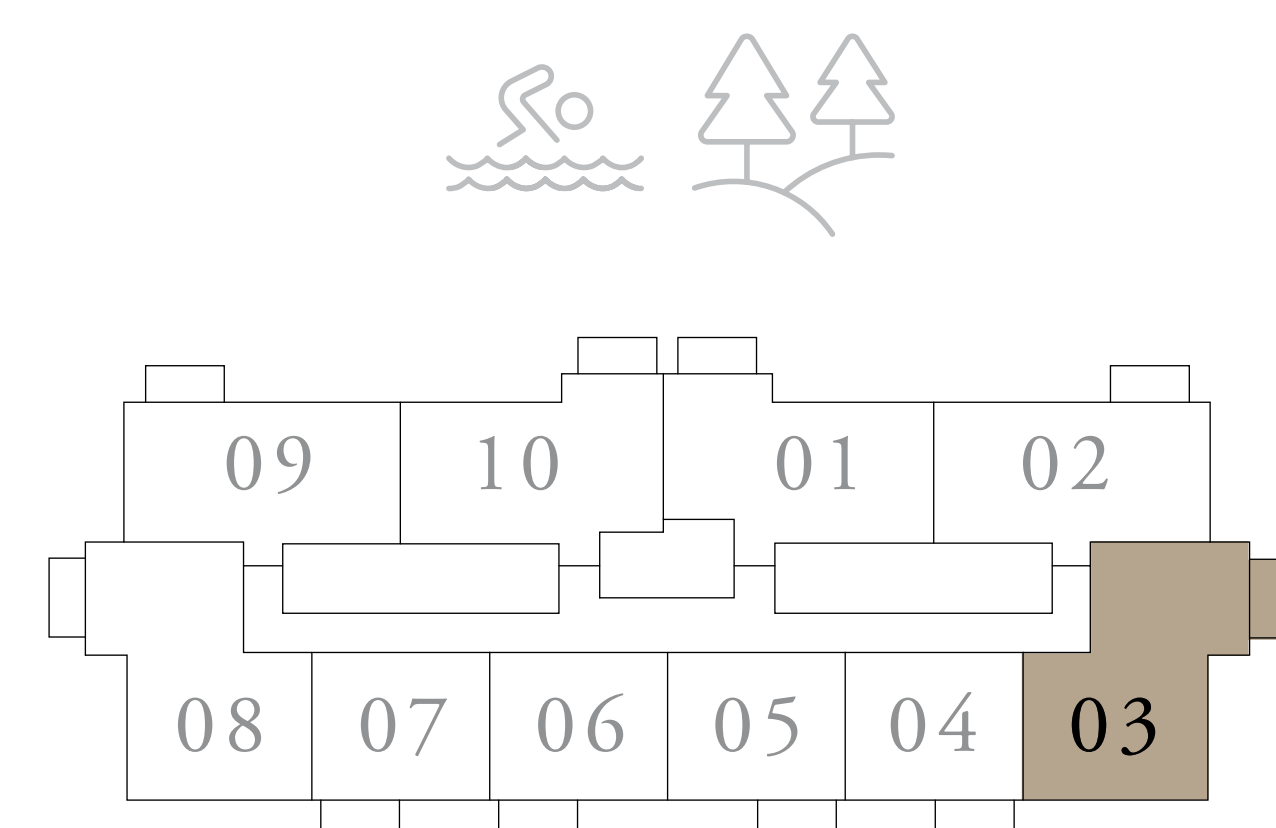
DUBAI HILLS ESTATE

2 BEDROOM TYPE C2

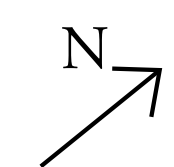

BUILDING 1 LEVELS 02-10 UNIT 03

SUITE AREA	983.61 SQ.FT.	91.38 SQ.M.
BALCONY AREA	68.46 SQ.FT.	6.36 SQ.M.
TOTAL AREA	1052.06 SQ.FT.	97.74 SQ.M.

KEY PLAN



KEY SECTION



TYPICAL LEVEL

FLOOR PLAN 1. All dimensions are in imperial and metric, and measured from finish to finish excluding construction tolerances. 2. All materials, dimensions, and drawings are approximate only. 3. Information is subject to change without notice, at developer's absolute discretion. 4. Actual area may vary from the stated area. 5. Drawings not to scale. 6. All images used are for illustrative purposes only and do not represent the actual size, features, specifications, fittings, and furnishings. 7. The developer reserves the right to make revisions / alterations, at its absolute discretion, without any liability whatsoever.

PARK HORIZON

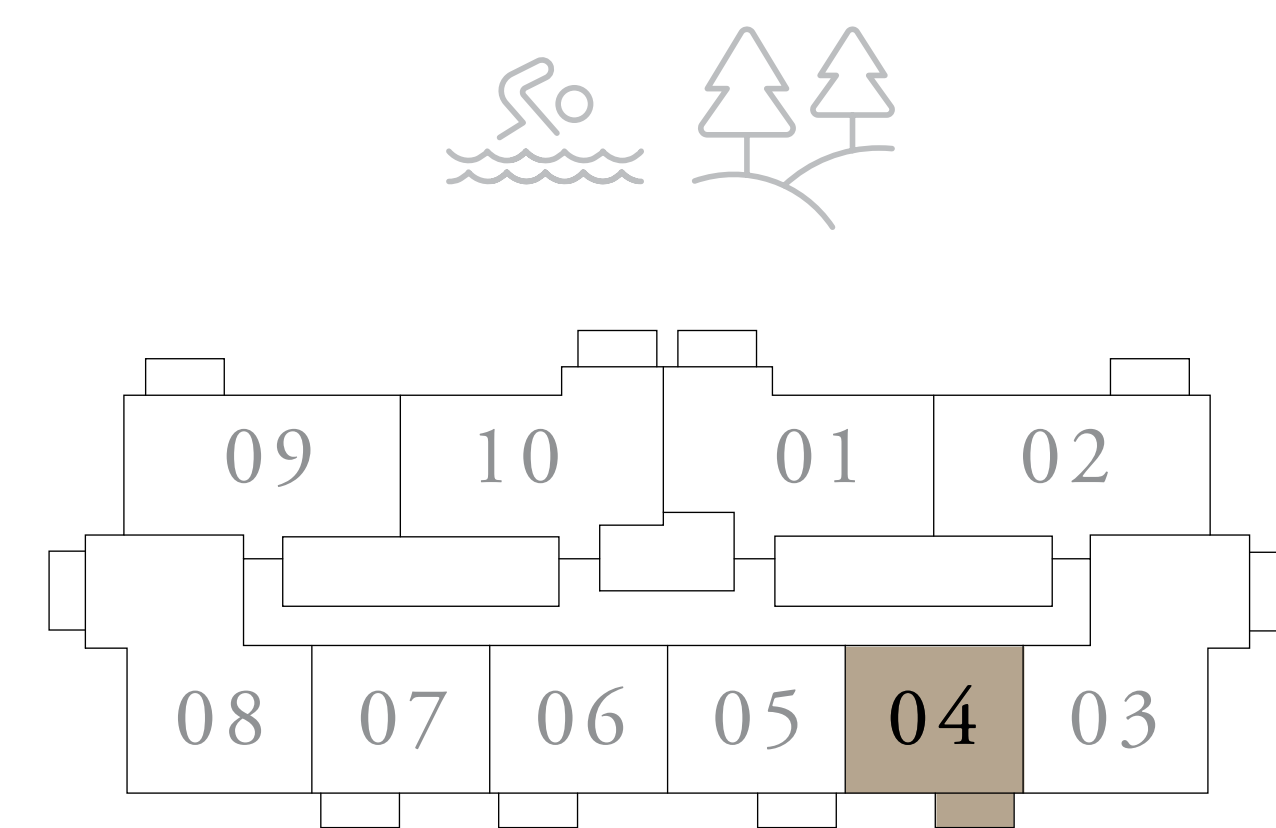
DUBAI HILLS ESTATE

1 BEDROOM TYPE A2

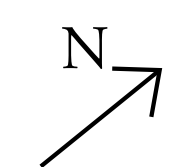

BUILDING 1 LEVELS 02-10 UNIT 04

SUITE AREA	590.08 SQ.FT.	54.82 SQ.M.
BALCONY AREA	64.91 SQ.FT.	6.03 SQ.M.
TOTAL AREA	654.98 SQ.FT.	60.85 SQ.M.

KEY PLAN



KEY SECTION



TYPICAL LEVEL

FLOOR PLAN 1. All dimensions are in imperial and metric, and measured from finish to finish excluding construction tolerances. 2. All materials, dimensions, and drawings are approximate only. 3. Information is subject to change without notice, at developer's absolute discretion. 4. Actual area may vary from the stated area. 5. Drawings not to scale. 6. All images used are for illustrative purposes only and do not represent the actual size, features, specifications, fittings, and furnishings. 7. The developer reserves the right to make revisions / alterations, at its absolute discretion, without any liability whatsoever.

PARK HORIZON

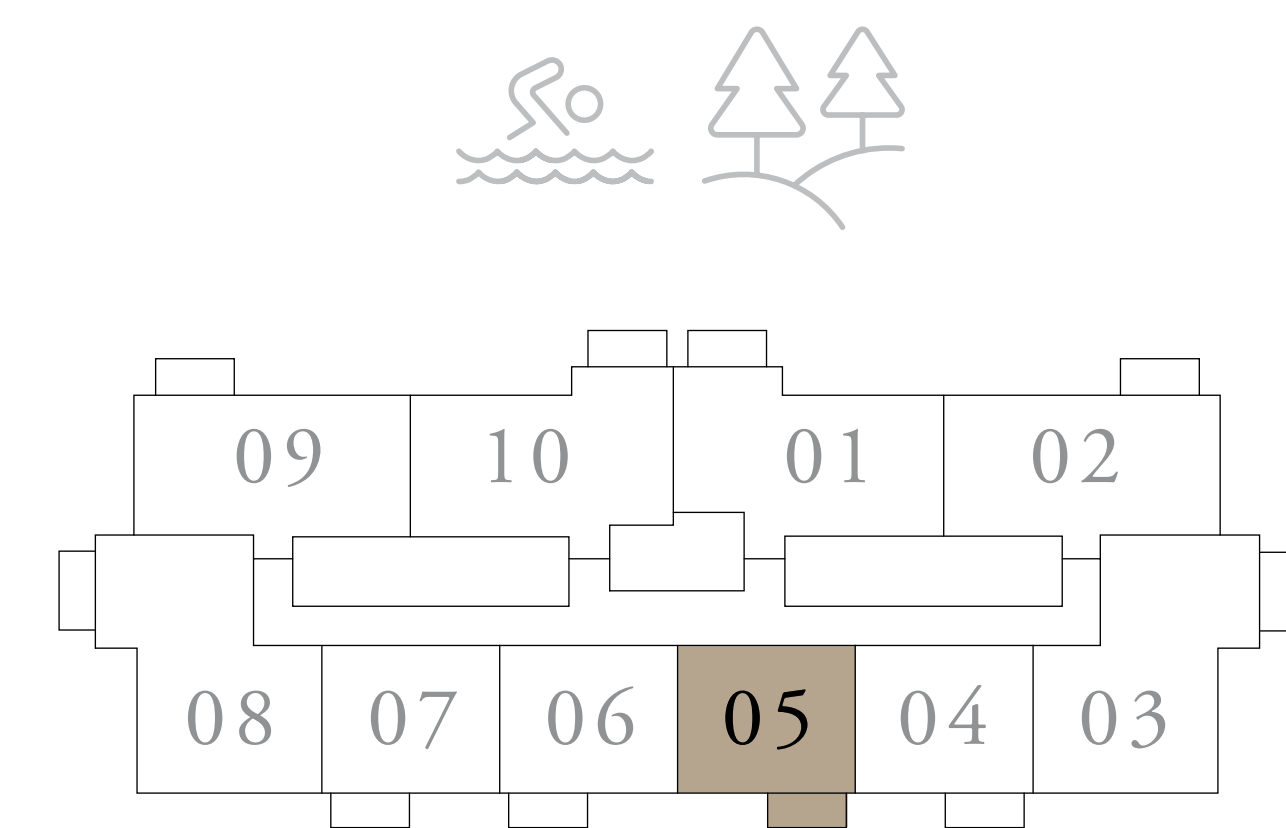
DUBAI HILLS ESTATE

1 BEDROOM TYPE A2

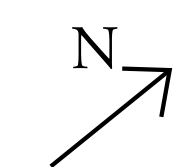
BUILDING 1 LEVELS 02-10 UNIT 05

SUITE AREA	590.08 SQ.FT.	54.82 SQ.M.
BALCONY AREA	64.91 SQ.FT.	6.03 SQ.M.
TOTAL AREA	654.98 SQ.FT.	60.85 SQ.M.

KEY PLAN



KEY SECTION



TYPICAL LEVEL

FLOOR PLAN 1. All dimensions are in imperial and metric, and measured from finish to finish excluding construction tolerances. 2. All materials, dimensions, and drawings are approximate only. 3. Information is subject to change without notice, at developer's absolute discretion. 4. Actual area may vary from the stated area. 5. Drawings not to scale. 6. All images used are for illustrative purposes only and do not represent the actual size, features, specifications, fittings, and furnishings. 7. The developer reserves the right to make revisions / alterations, at its absolute discretion, without any liability whatsoever.

PARK HORIZON

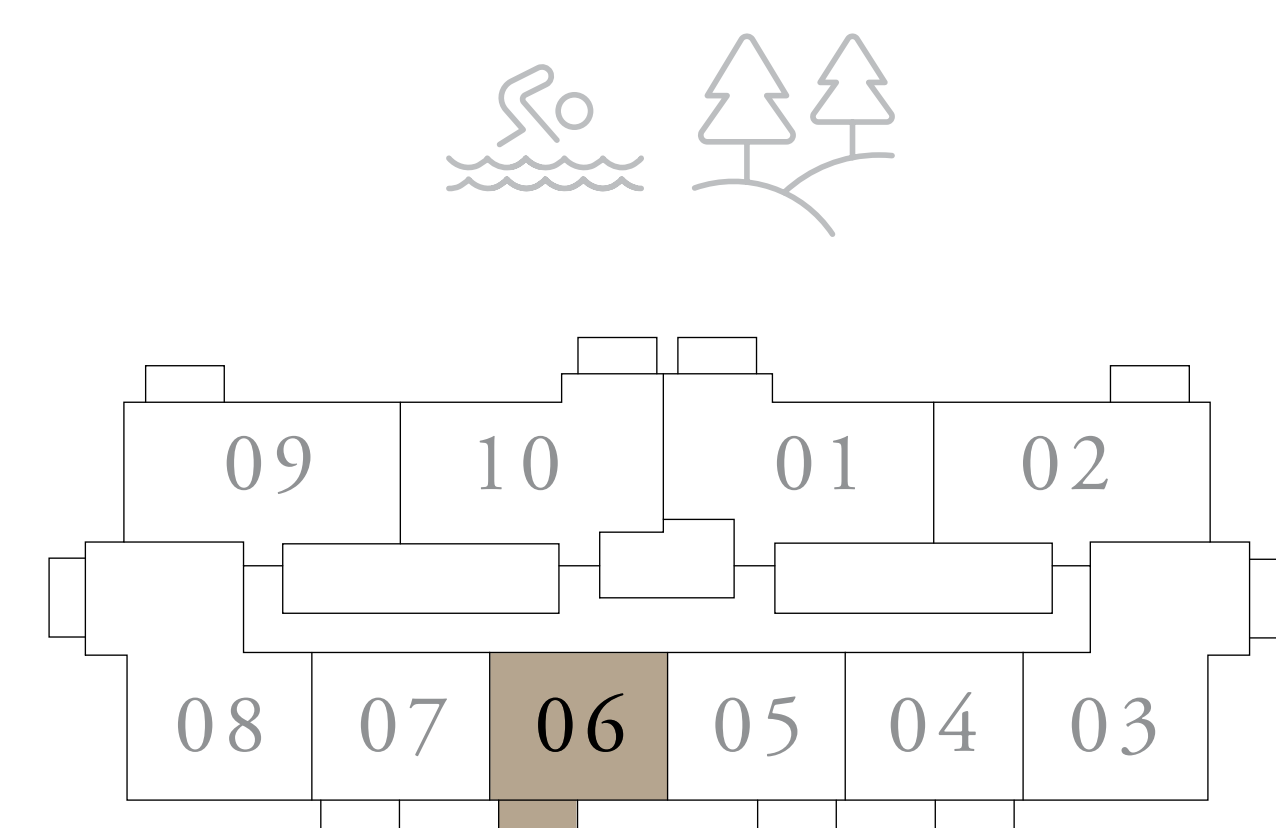
DUBAI HILLS ESTATE

1 BEDROOM TYPE A

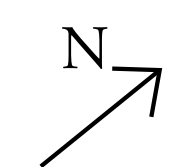
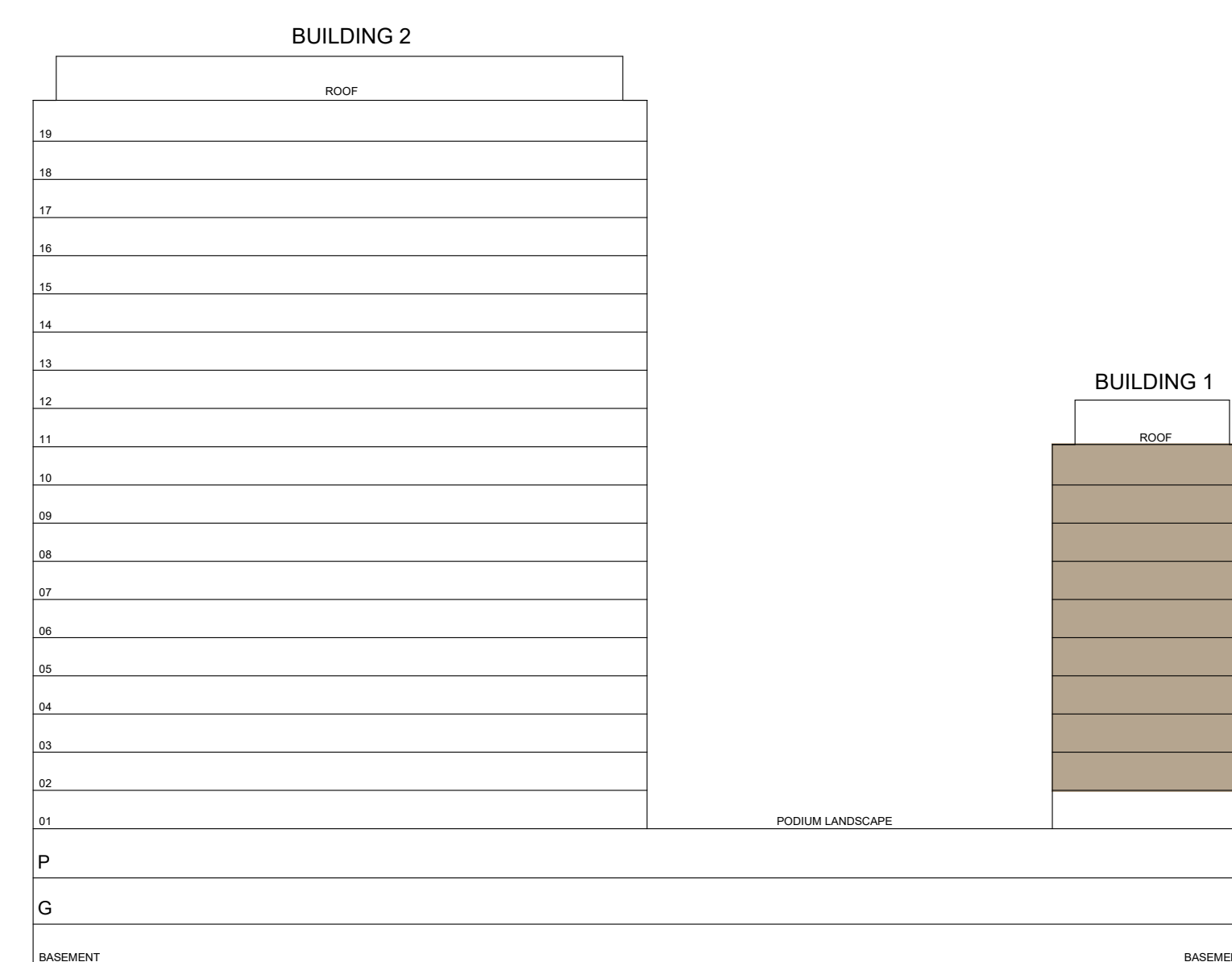
BUILDING 1 LEVELS 02-10 UNIT 06

SUITE AREA	590.08 SQ.FT.	54.82 SQ.M.
BALCONY AREA	64.91 SQ.FT.	6.03 SQ.M.
TOTAL AREA	654.98 SQ.FT.	60.85 SQ.M.

KEY PLAN



KEY SECTION



TYPICAL LEVEL

FLOOR PLAN 1. All dimensions are in imperial and metric, and measured from finish to finish excluding construction tolerances. 2. All materials, dimensions, and drawings are approximate only. 3. Information is subject to change without notice, at developer's absolute discretion. 4. Actual area may vary from the stated area. 5. Drawings not to scale. 6. All images used are for illustrative purposes only and do not represent the actual size, features, specifications, fittings, and furnishings. 7. The developer reserves the right to make revisions / alterations, at its absolute discretion, without any liability whatsoever.

PARK HORIZON

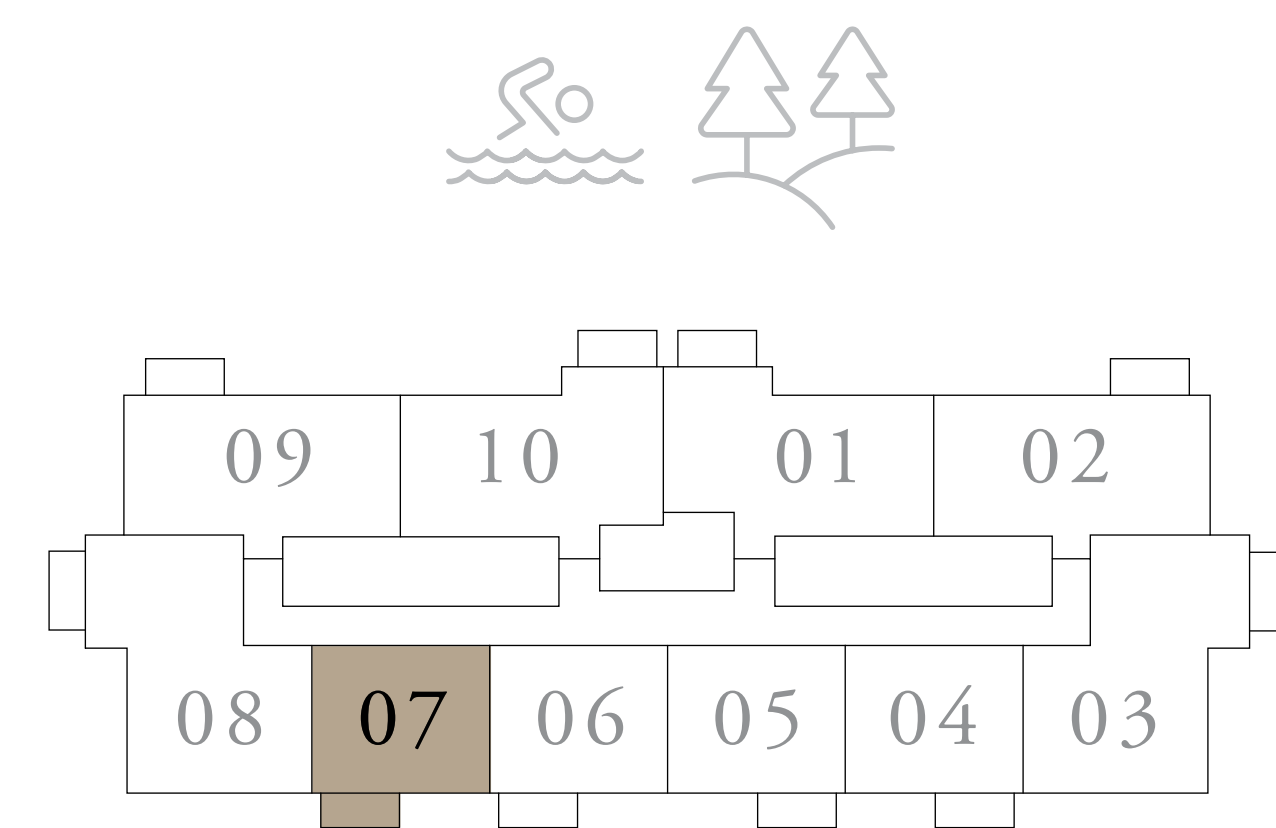
DUBAI HILLS ESTATE

1 BEDROOM TYPE A

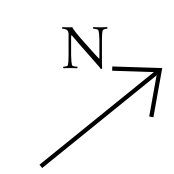
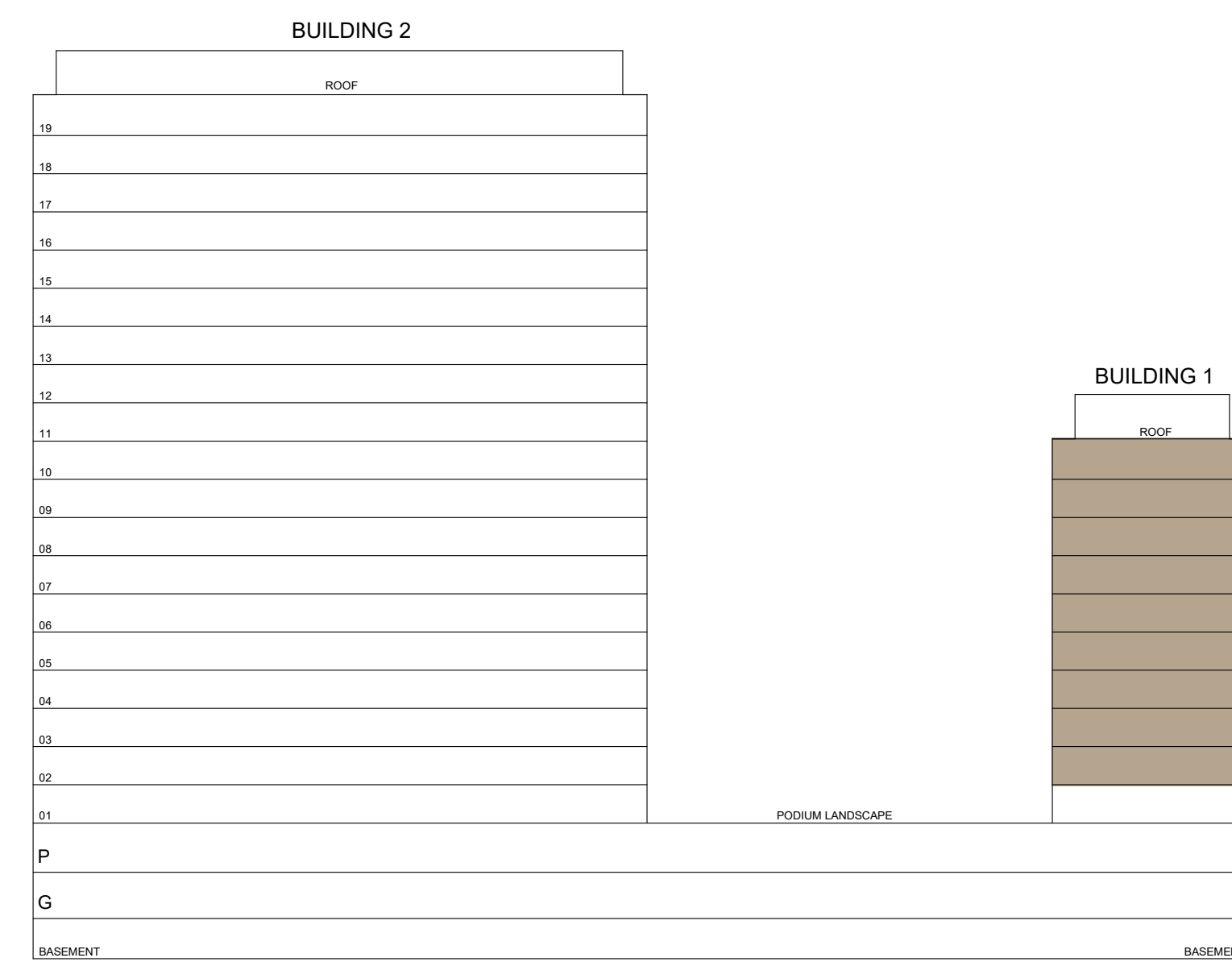
BUILDING 1 LEVELS 02-10 UNIT 07

SUITE AREA	590.08 SQ.FT.	54.82 SQ.M.
BALCONY AREA	64.91 SQ.FT.	6.03 SQ.M.
TOTAL AREA	654.98 SQ.FT.	60.85 SQ.M.

KEY PLAN



KEY SECTION



TYPICAL LEVEL

FLOOR PLAN 1. All dimensions are in imperial and metric, and measured from finish to finish excluding construction tolerances. 2. All materials, dimensions, and drawings are approximate only. 3. Information is subject to change without notice, at developer's absolute discretion. 4. Actual area may vary from the stated area. 5. Drawings not to scale. 6. All images used are for illustrative purposes only and do not represent the actual size, features, specifications, fittings, and furnishings. 7. The developer reserves the right to make revisions / alterations, at its absolute discretion, without any liability whatsoever.

PARK HORIZON

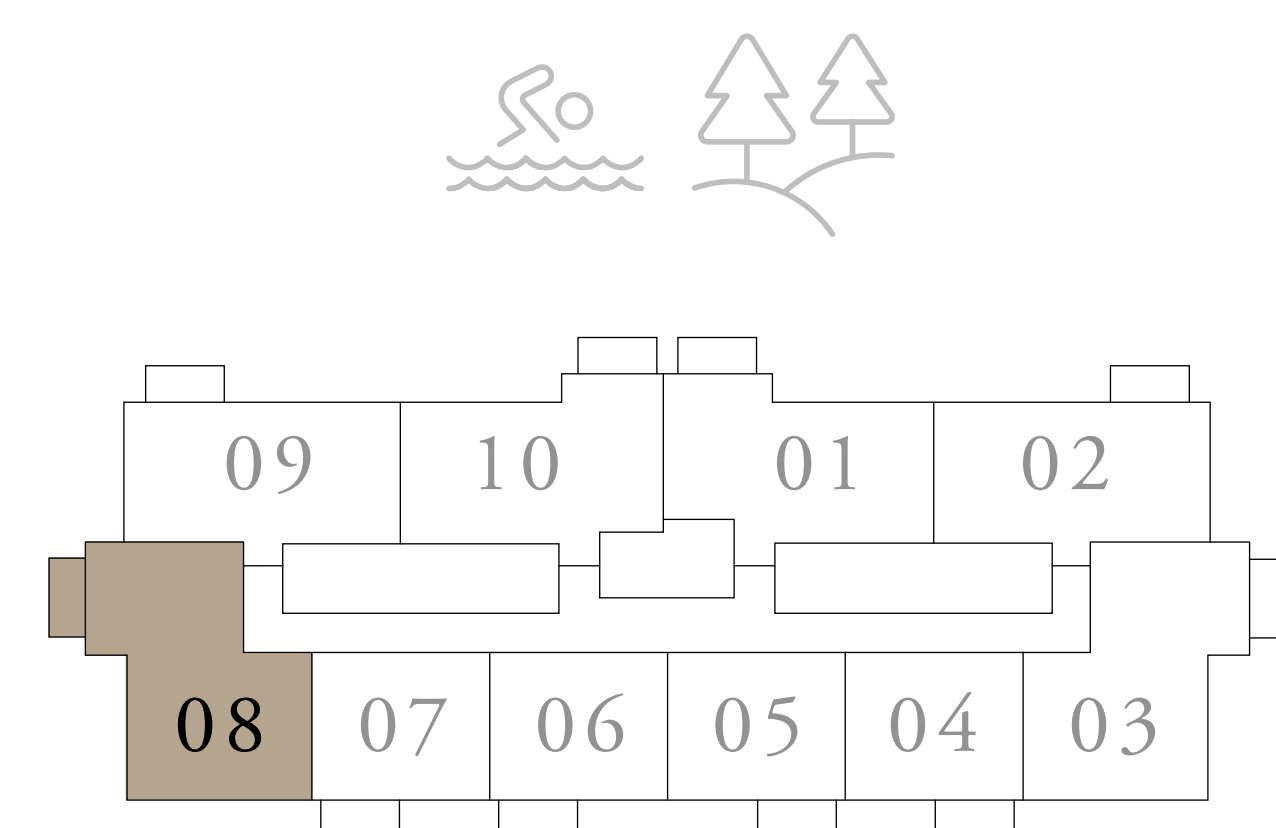
DUBAI HILLS ESTATE

2 BEDROOM TYPE C

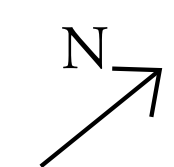
BUILDING 1 LEVELS 02-10 UNIT 08

SUITE AREA	982.64 SQ.FT.	91.29 SQ.M.
BALCONY AREA	70.40 SQ.FT.	6.54 SQ.M.
TOTAL AREA	1053.03 SQ.FT.	97.83 SQ.M.

KEY PLAN



KEY SECTION



TYPICAL LEVEL

FLOOR PLAN 1. All dimensions are in imperial and metric, and measured from finish to finish excluding construction tolerances. 2. All materials, dimensions, and drawings are approximate only. 3. Information is subject to change without notice, at developer's absolute discretion. 4. Actual area may vary from the stated area. 5. Drawings not to scale. 6. All images used are for illustrative purposes only and do not represent the actual size, features, specifications, fittings, and furnishings. 7. The developer reserves the right to make revisions / alterations, at it's absolute discretion, without any liability whatsoever.

PARK HORIZON

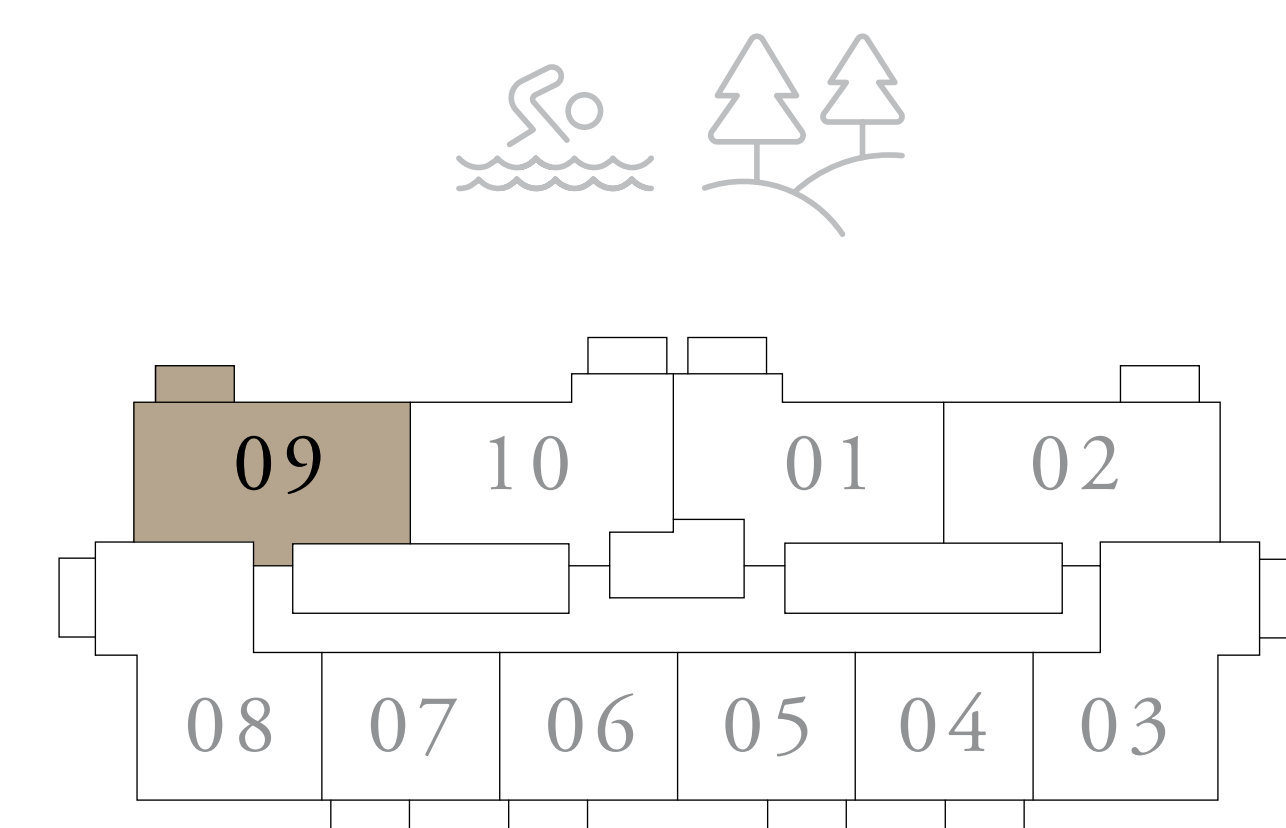
DUBAI HILLS ESTATE

2 BEDROOM TYPE A

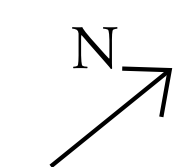
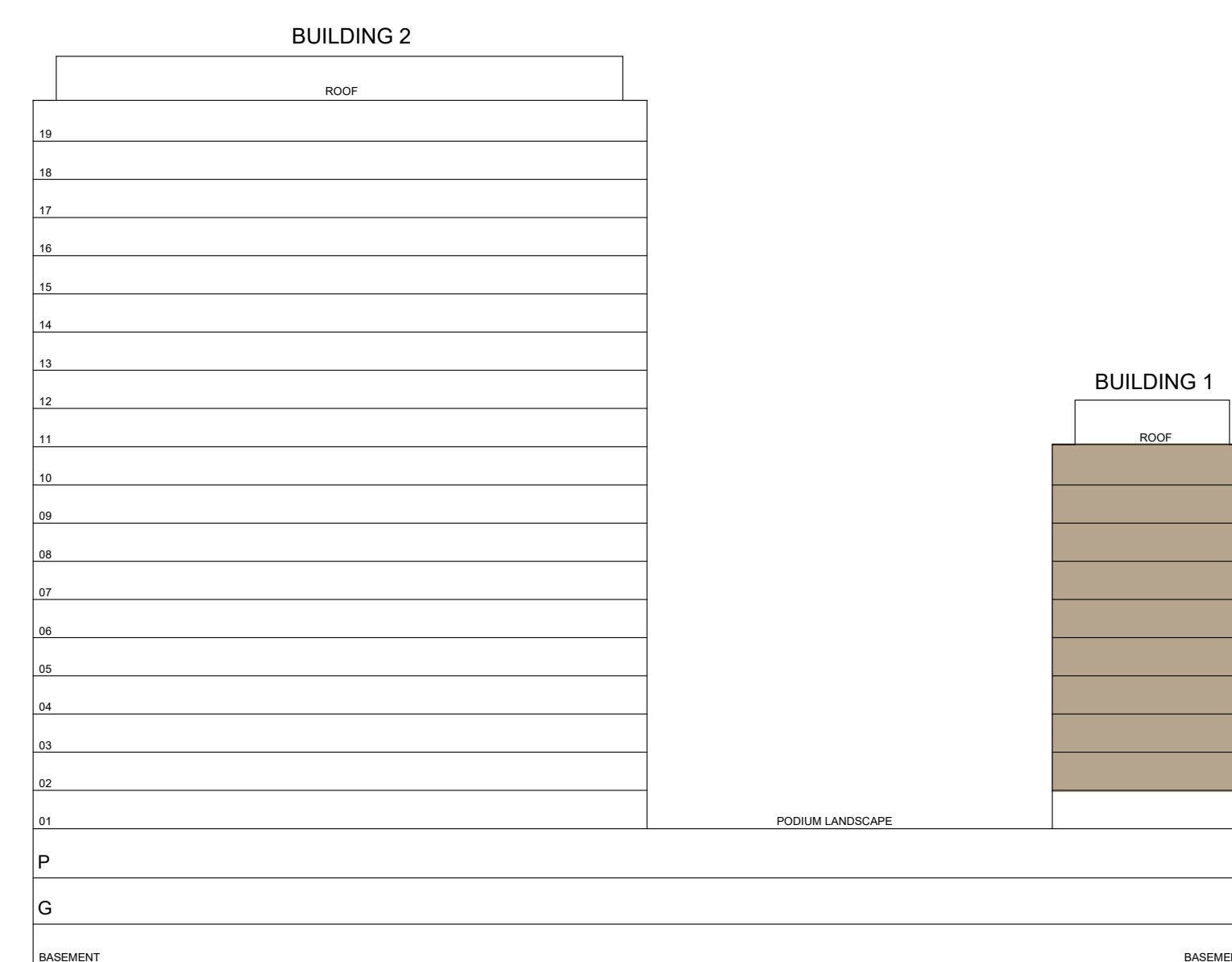
BUILDING 1 LEVELS 02-10 UNIT 09

SUITE AREA	923.54 SQ.FT.	85.80 SQ.M.
BALCONY AREA	68.46 SQ.FT.	6.36 SQ.M.
TOTAL AREA	992 SQ.FT.	92.16 SQ.M.

KEY PLAN



KEY SECTION



TYPICAL LEVEL

FLOOR PLAN 1. All dimensions are in imperial and metric, and measured from finish to finish excluding construction tolerances. 2. All materials, dimensions, and drawings are approximate only. 3. Information is subject to change without notice, at developer's absolute discretion. 4. Actual area may vary from the stated area. 5. Drawings not to scale. 6. All images used are for illustrative purposes only and do not represent the actual size, features, specifications, fittings, and furnishings. 7. The developer reserves the right to make revisions / alterations, at it's absolute discretion, without any liability whatsoever.

PARK HORIZON

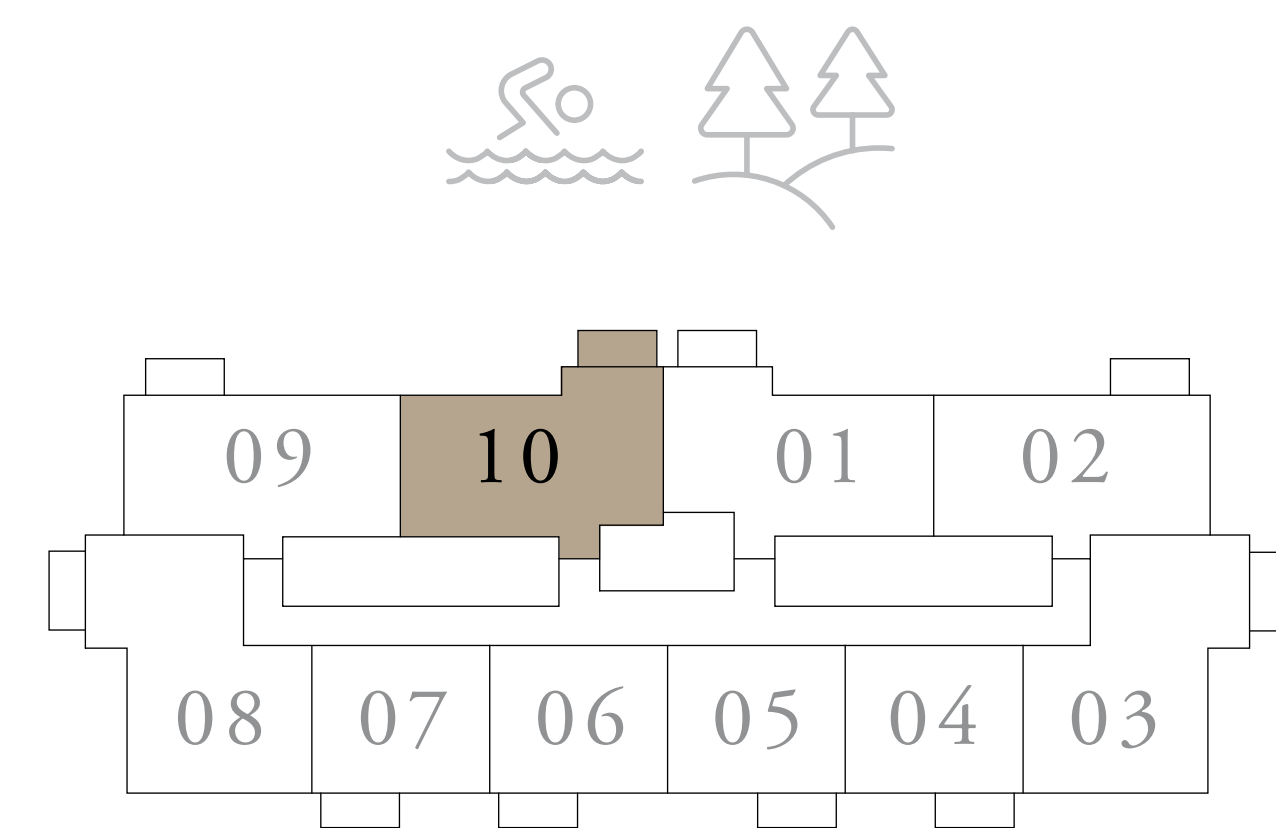
DUBAI HILLS ESTATE

2 BEDROOM TYPE B

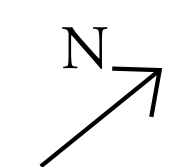

BUILDING 1 LEVELS 02-10 UNIT 10

SUITE AREA	925.80 SQ.FT.	86.01 SQ.M.
BALCONY AREA	68.46 SQ.FT.	6.36 SQ.M.
TOTAL AREA	994.26 SQ.FT.	92.37 SQ.M.

KEY PLAN



KEY SECTION



TYPICAL LEVEL

FLOOR PLAN 1. All dimensions are in imperial and metric, and measured from finish to finish excluding construction tolerances. 2. All materials, dimensions, and drawings are approximate only. 3. Information is subject to change without notice, at developer's absolute discretion. 4. Actual area may vary from the stated area. 5. Drawings not to scale. 6. All images used are for illustrative purposes only and do not represent the actual size, features, specifications, fittings, and furnishings. 7. The developer reserves the right to make revisions / alterations, at it's absolute discretion, without any liability whatsoever.

PARK HORIZON

DUBAI HILLS ESTATE

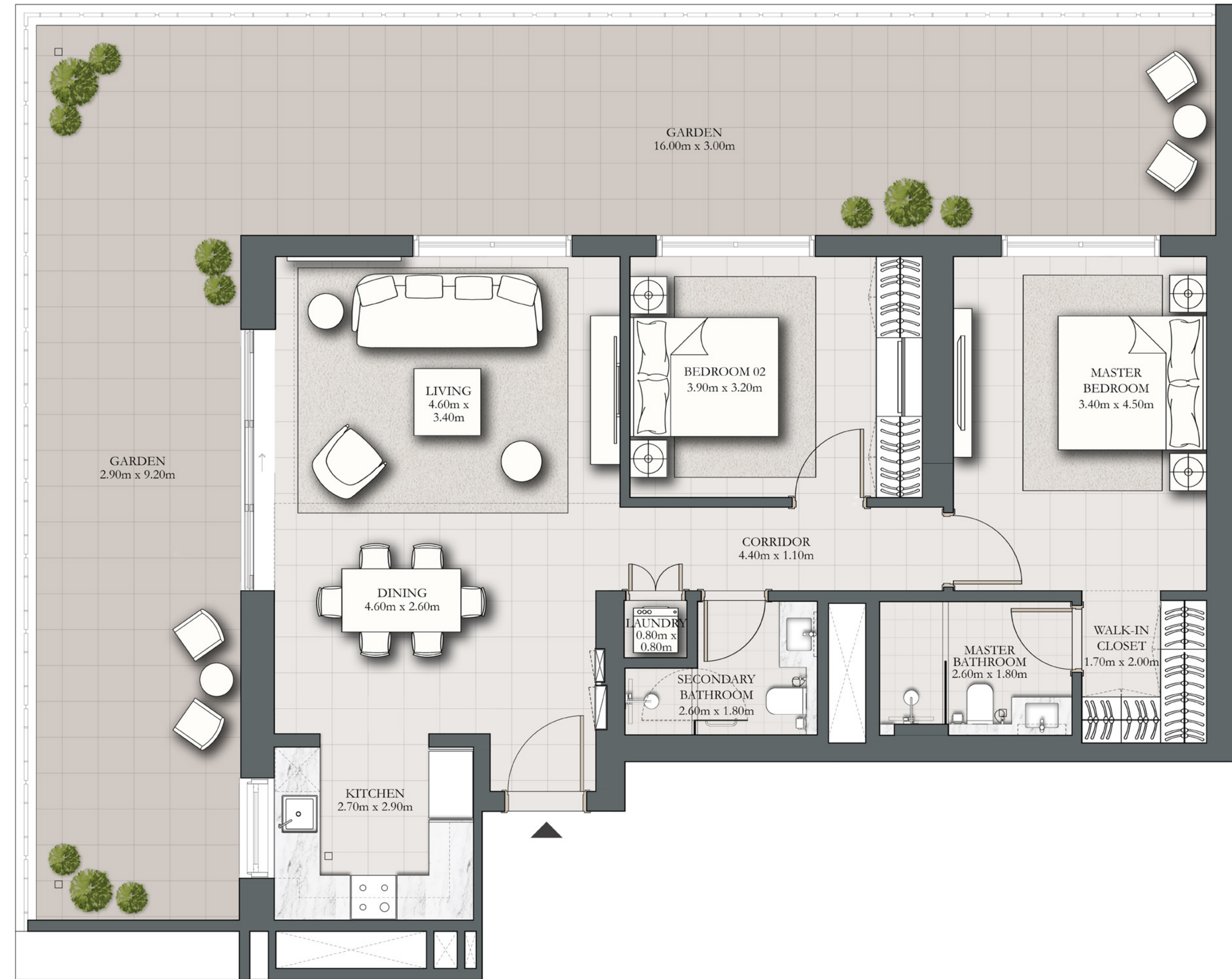
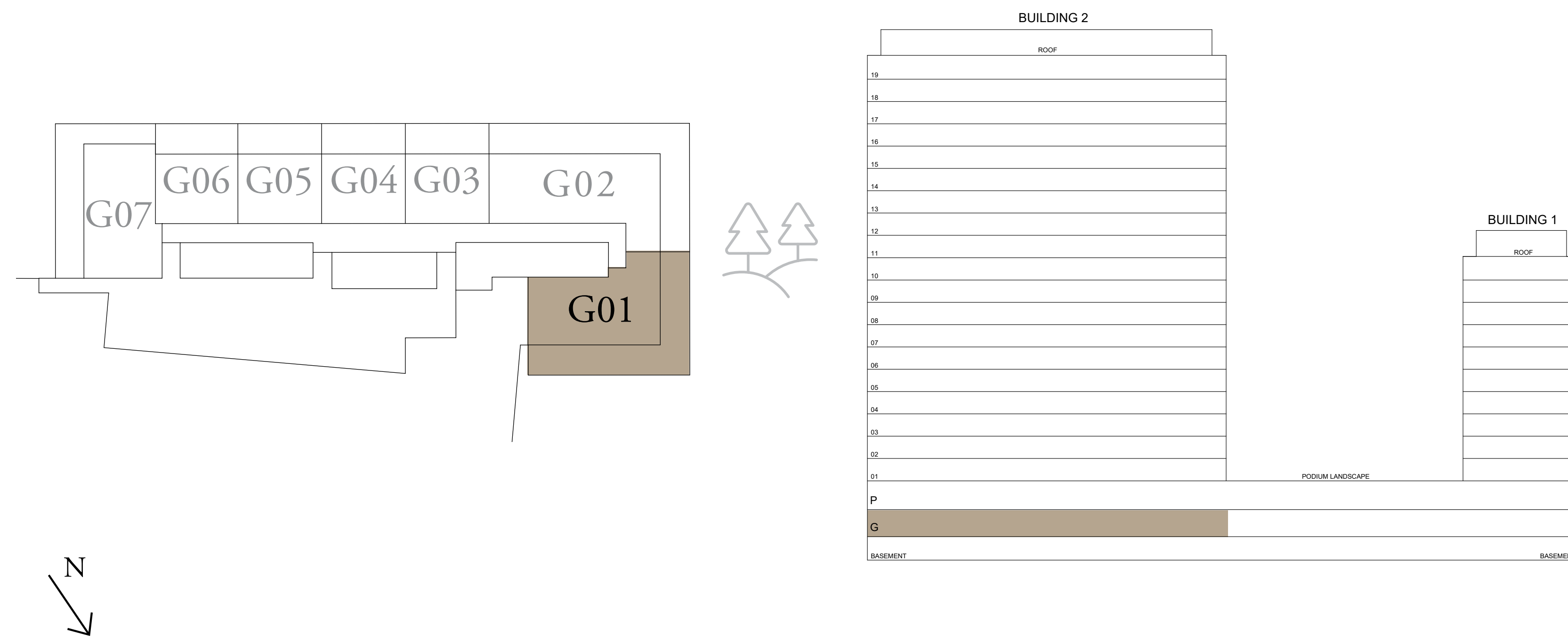
2 BEDROOM TYPE F1

BUILDING 2 GROUND LEVEL UNIT G01

SUITE AREA	1026.77 SQ.FT.	95.39 SQ.M.
BALCONY AREA	854.22 SQ.FT.	79.36 SQ.M.
TOTAL AREA	1880.99 SQ.FT.	174.75 SQ.M.

KEY PLAN

KEY SECTION



FLOOR PLAN 1. All dimensions are in imperial and metric, and measured from finish to finish excluding construction tolerances. 2. All materials, dimensions, and drawings are approximate only. 3. Information is subject to change without notice, at developer's absolute discretion. 4. Actual area may vary from the stated area. 5. Drawings not to scale. 6. All images used are for illustrative purposes only and do not represent the actual size, features, specifications, fittings, and furnishings. 7. The developer reserves the right to make revisions / alterations, at it's absolute discretion, without any liability whatsoever.

PARK HORIZON

DUBAI HILLS ESTATE

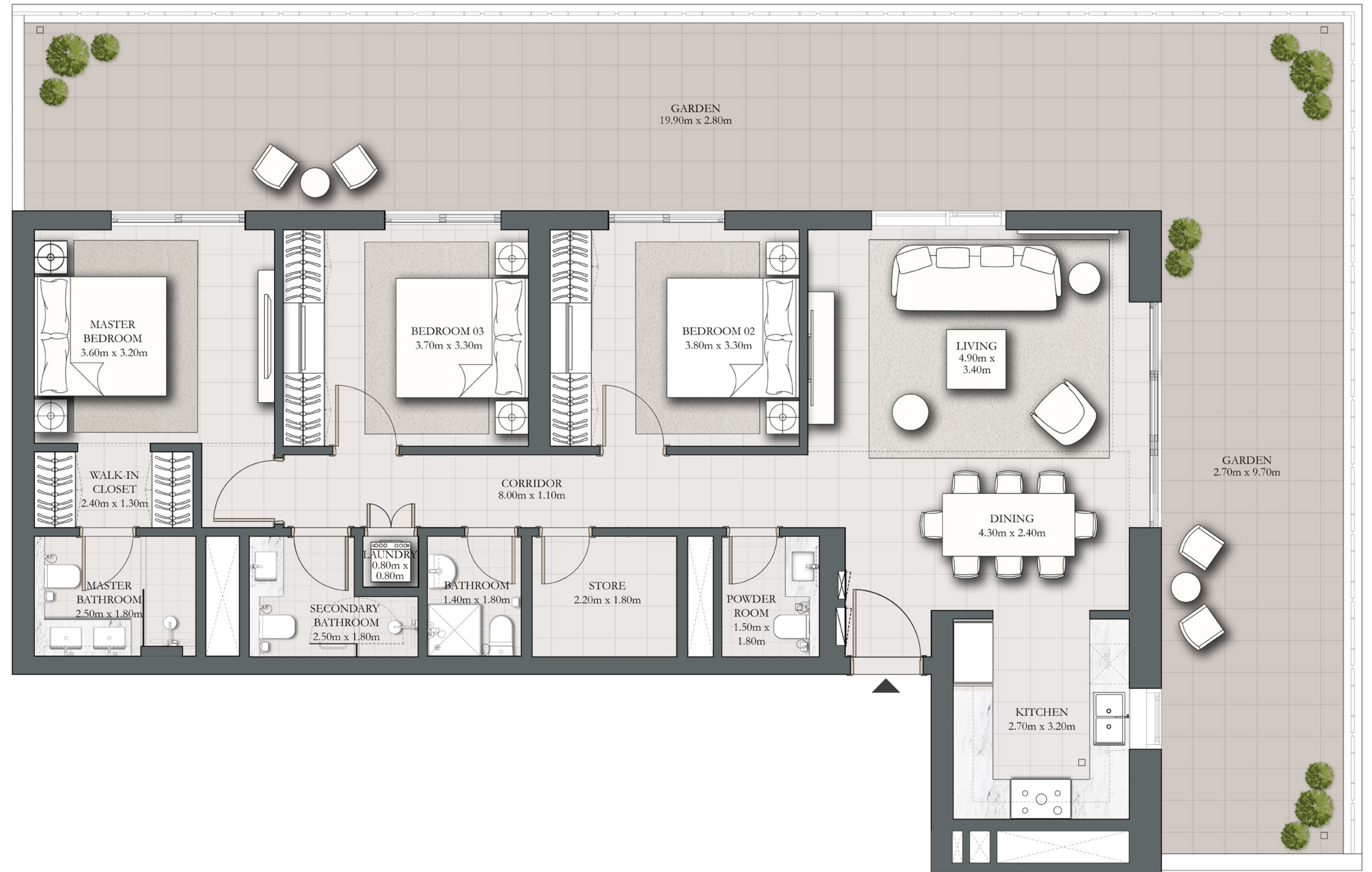
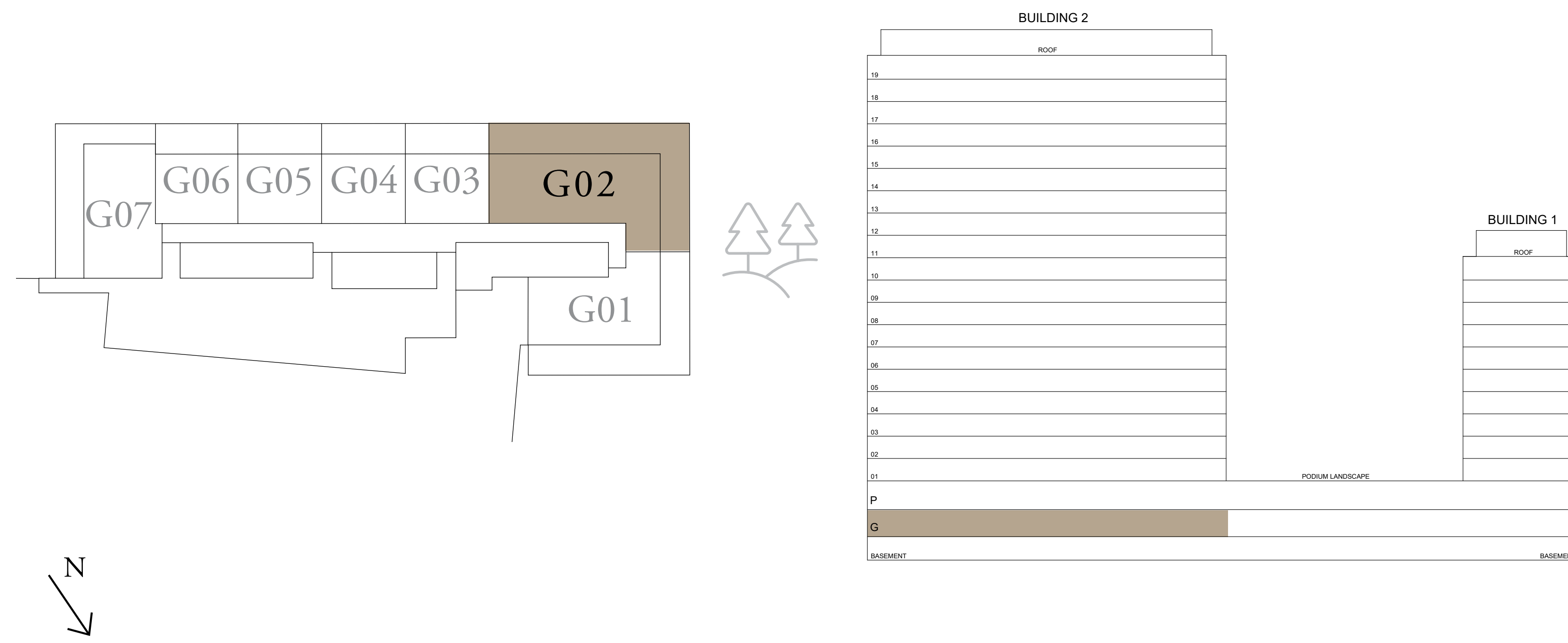
3 BEDROOM TYPE A1

BUILDING 2 GROUND LEVEL UNIT G02

SUITE AREA	1284.89 SQ.FT.	119.37 SQ.M.
BALCONY AREA	1006.42 SQ.FT.	93.50 SQ.M.
TOTAL AREA	2291.31 SQ.FT.	212.87 SQ.M.

KEY PLAN

KEY SECTION



FLOOR PLAN 1. All dimensions are in imperial and metric, and measured from finish to finish excluding construction tolerances. 2. All materials, dimensions, and drawings are approximate only. 3. Information is subject to change without notice, at developer's absolute discretion. 4. Actual area may vary from the stated area. 5. Drawings not to scale. 6. All images used are for illustrative purposes only and do not represent the actual size, features, specifications, fittings, and furnishings. 7. The developer reserves the right to make revisions / alterations, at it's absolute discretion, without any liability whatsoever.

PARK HORIZON

DUBAI HILLS ESTATE

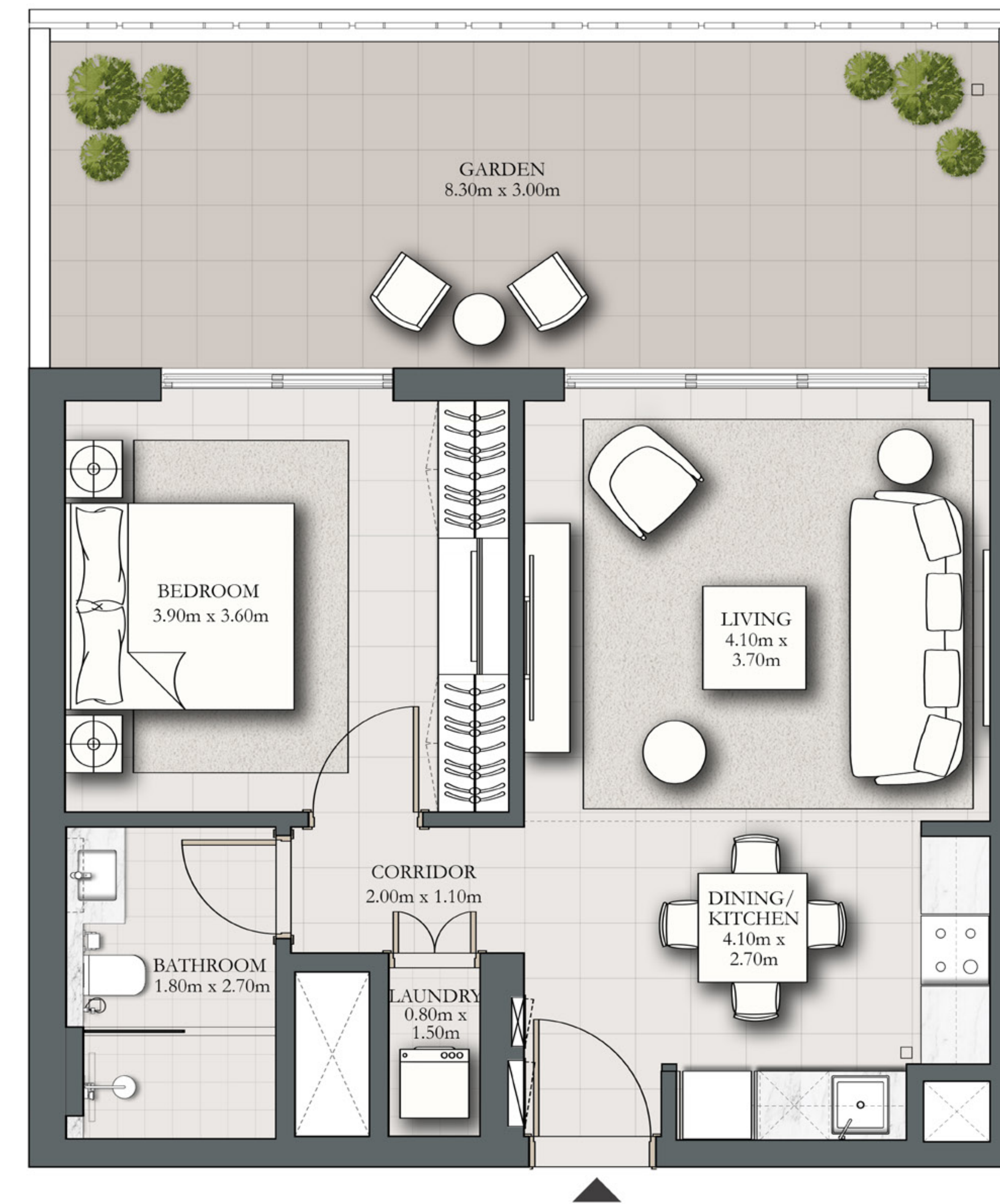
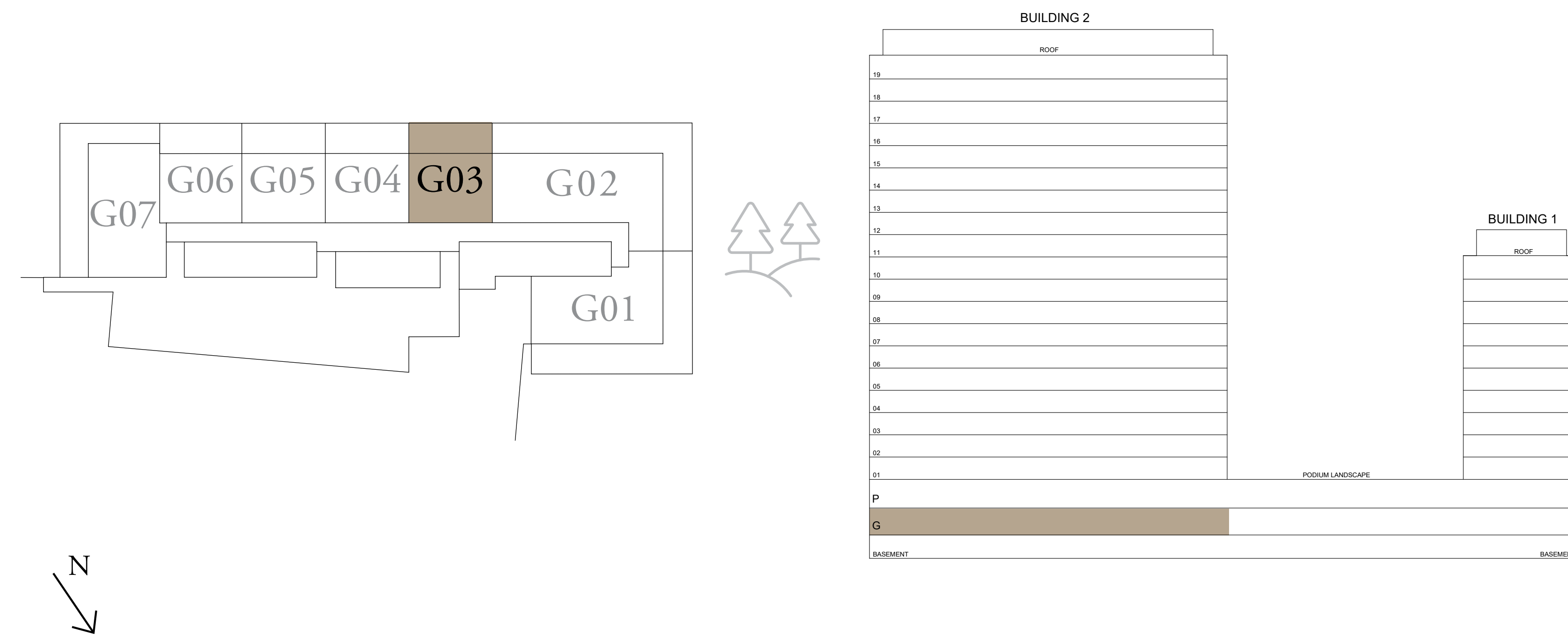
1 BEDROOM TYPE B1

BUILDING 2 GROUND LEVEL UNIT G03

SUITE AREA	582.54 SQ.FT.	54.12 SQ.M.
BALCONY AREA	284.6 SQ.FT.	26.44 SQ.M.
TOTAL AREA	867.14 SQ.FT.	80.56 SQ.M.

KEY PLAN

KEY SECTION



FLOOR PLAN 1. All dimensions are in imperial and metric, and measured from finish to finish excluding construction tolerances. 2. All materials, dimensions, and drawings are approximate only. 3. Information is subject to change without notice, at developer's absolute discretion. 4. Actual area may vary from the stated area. 5. Drawings not to scale. 6. All images used are for illustrative purposes only and do not represent the actual size, features, specifications, fittings, and furnishings. 7. The developer reserves the right to make revisions / alterations, at it's absolute discretion, without any liability whatsoever.

PARK HORIZON

DUBAI HILLS ESTATE

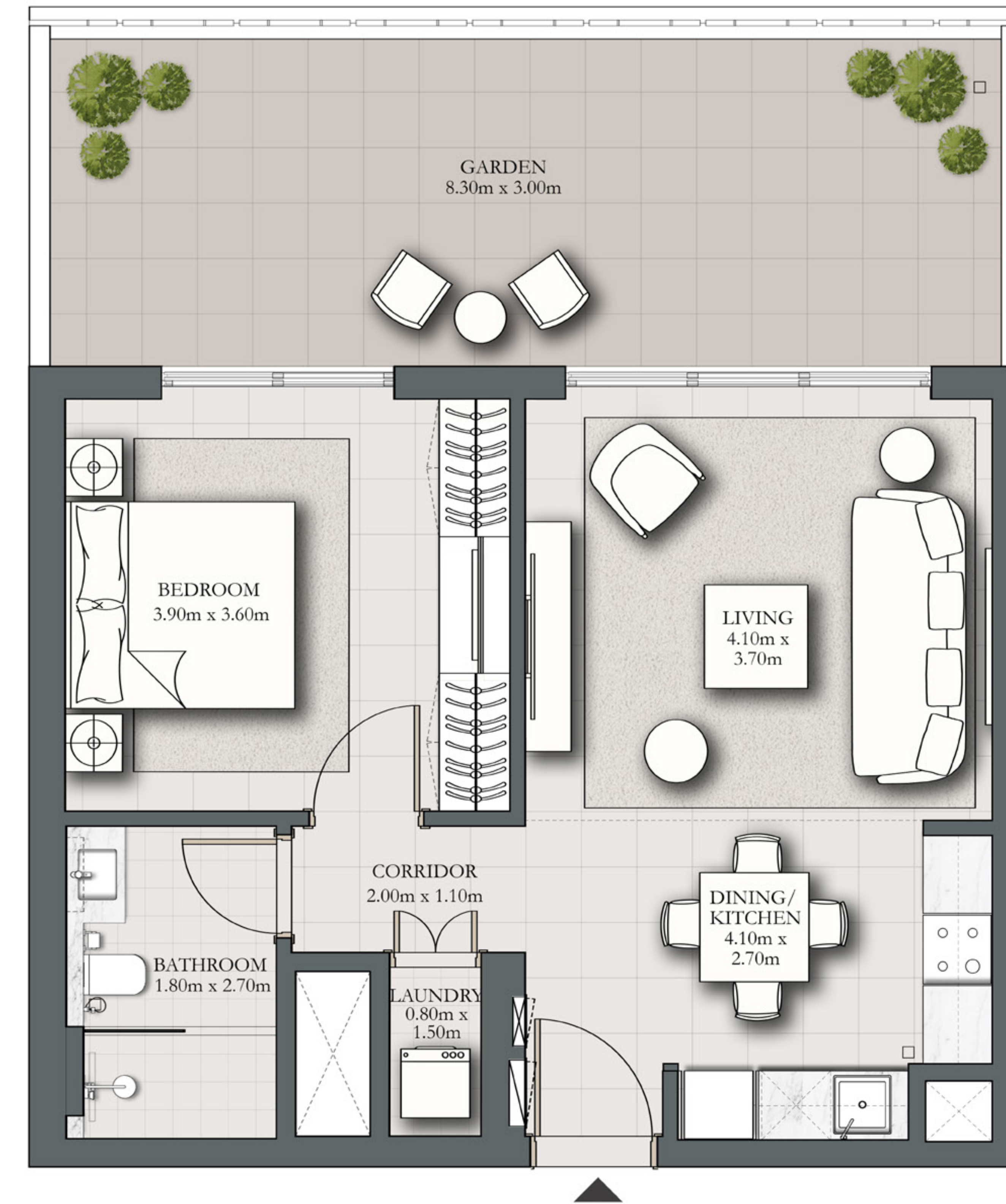
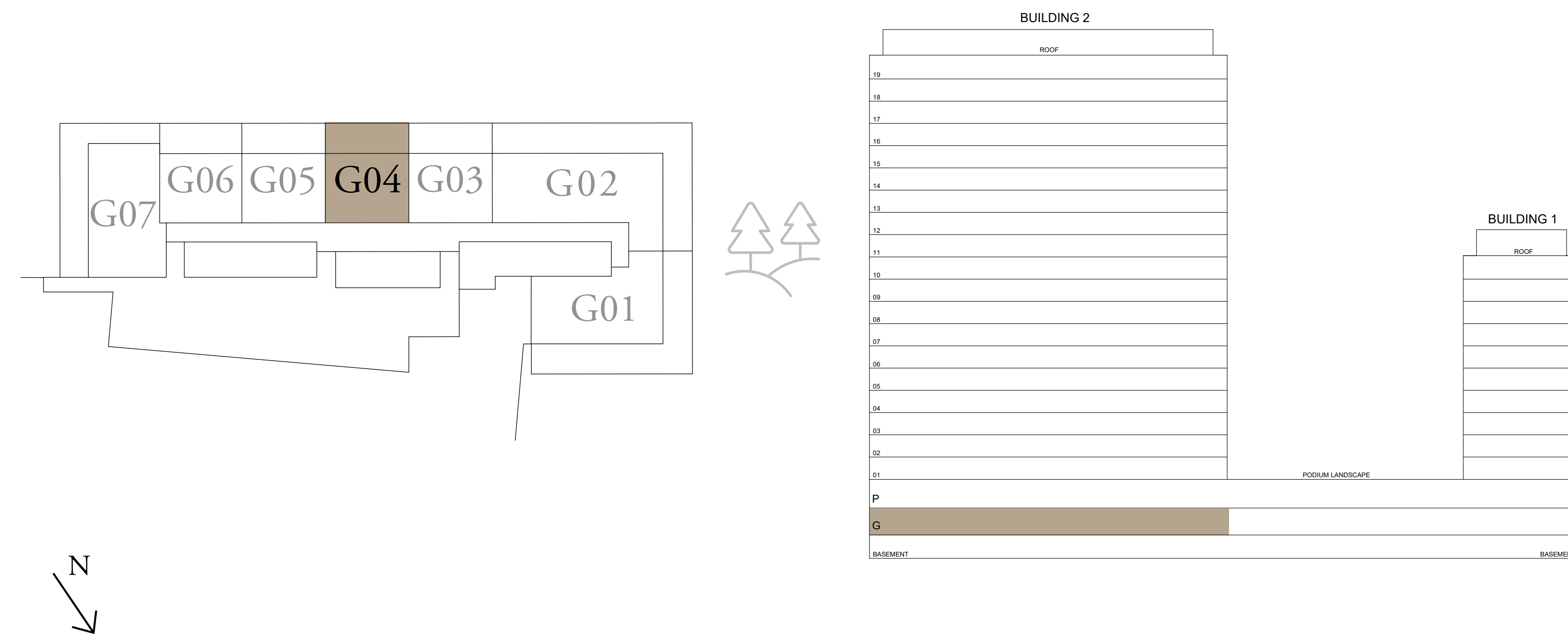
1 BEDROOM TYPE B1

BUILDING 2 GROUND LEVEL UNITS G04

SUITE AREA	562.95 SQ.FT.	52.30 SQ.M.
BALCONY AREA	284.71 SQ.FT.	26.45 SQ.M.
TOTAL AREA	847.66 SQ.FT.	78.75 SQ.M.

KEY PLAN

KEY SECTION



FLOOR PLAN 1. All dimensions are in imperial and metric, and measured from finish to finish excluding construction tolerances. 2. All materials, dimensions, and drawings are approximate only. 3. Information is subject to change without notice, at developer's absolute discretion. 4. Actual area may vary from the stated area. 5. Drawings not to scale. 6. All images used are for illustrative purposes only and do not represent the actual size, features, specifications, fittings, and furnishings. 7. The developer reserves the right to make revisions / alterations, at it's absolute discretion, without any liability whatsoever.

PARK HORIZON

DUBAI HILLS ESTATE

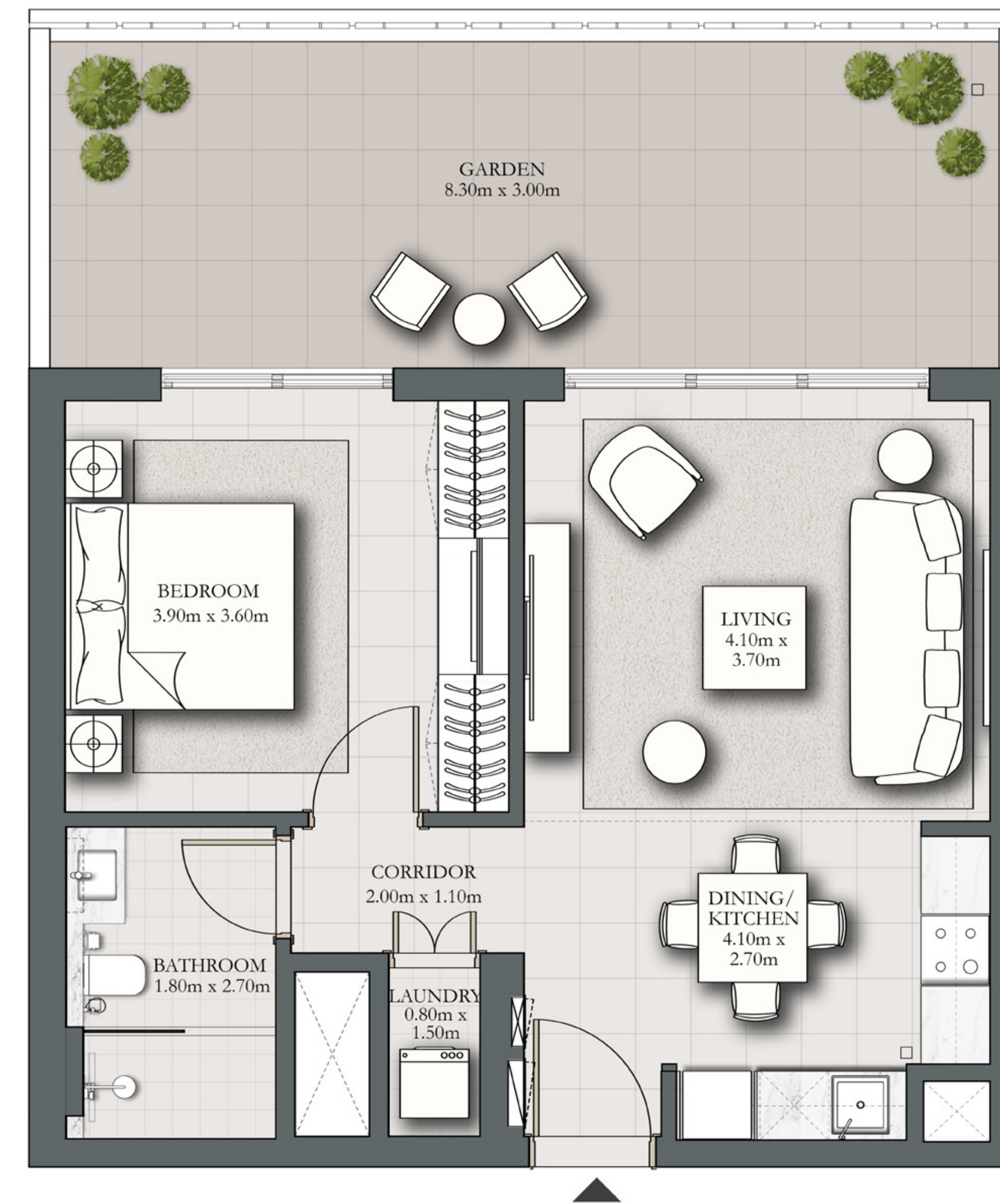
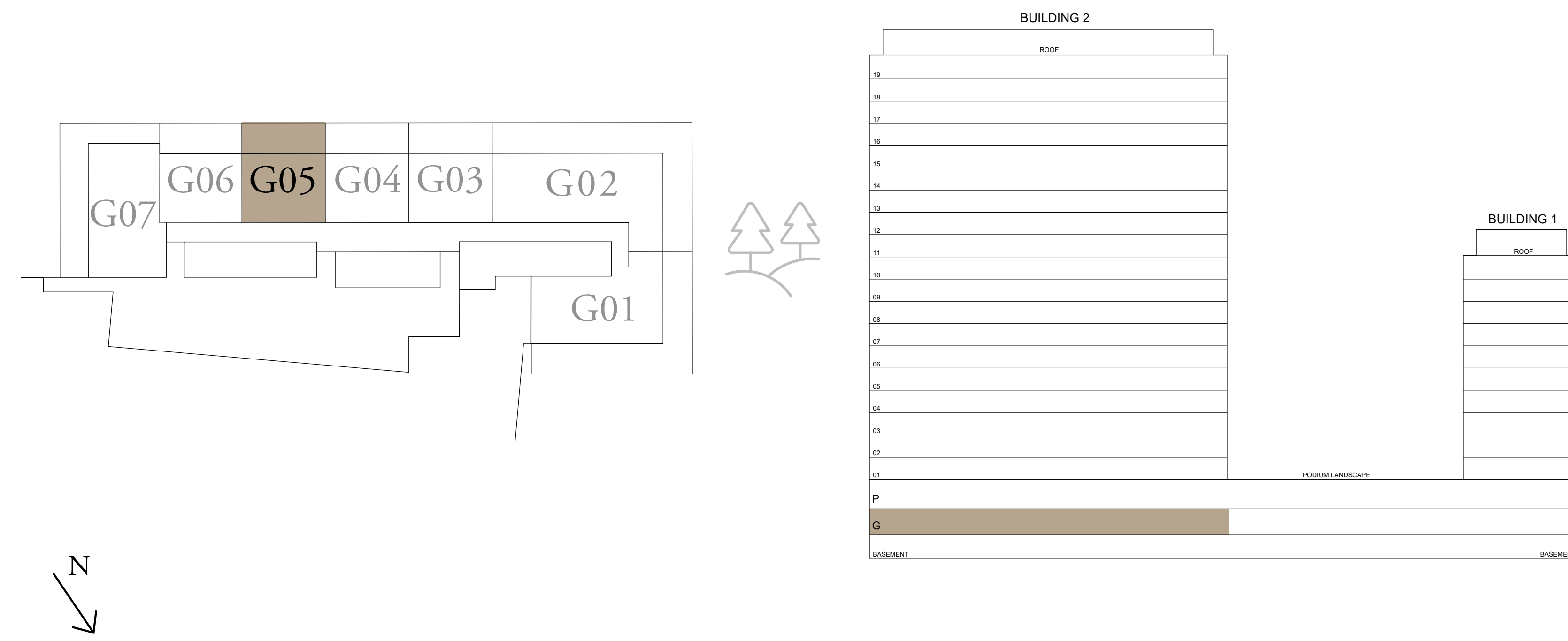
1 BEDROOM TYPE B1

BUILDING 2 GROUND LEVEL UNIT G05

SUITE AREA	583.51 SQ.FT.	54.21 SQ.M.
BALCONY AREA	284.71 SQ.FT.	26.45 SQ.M.
TOTAL AREA	868.22 SQ.FT.	80.66 SQ.M.

KEY PLAN

KEY SECTION



FLOOR PLAN 1. All dimensions are in imperial and metric, and measured from finish to finish excluding construction tolerances. 2. All materials, dimensions, and drawings are approximate only. 3. Information is subject to change without notice, at developer's absolute discretion. 4. Actual area may vary from the stated area. 5. Drawings not to scale. 6. All images used are for illustrative purposes only and do not represent the actual size, features, specifications, fittings, and furnishings. 7. The developer reserves the right to make revisions / alterations, at it's absolute discretion, without any liability whatsoever.

PARK HORIZON

DUBAI HILLS ESTATE

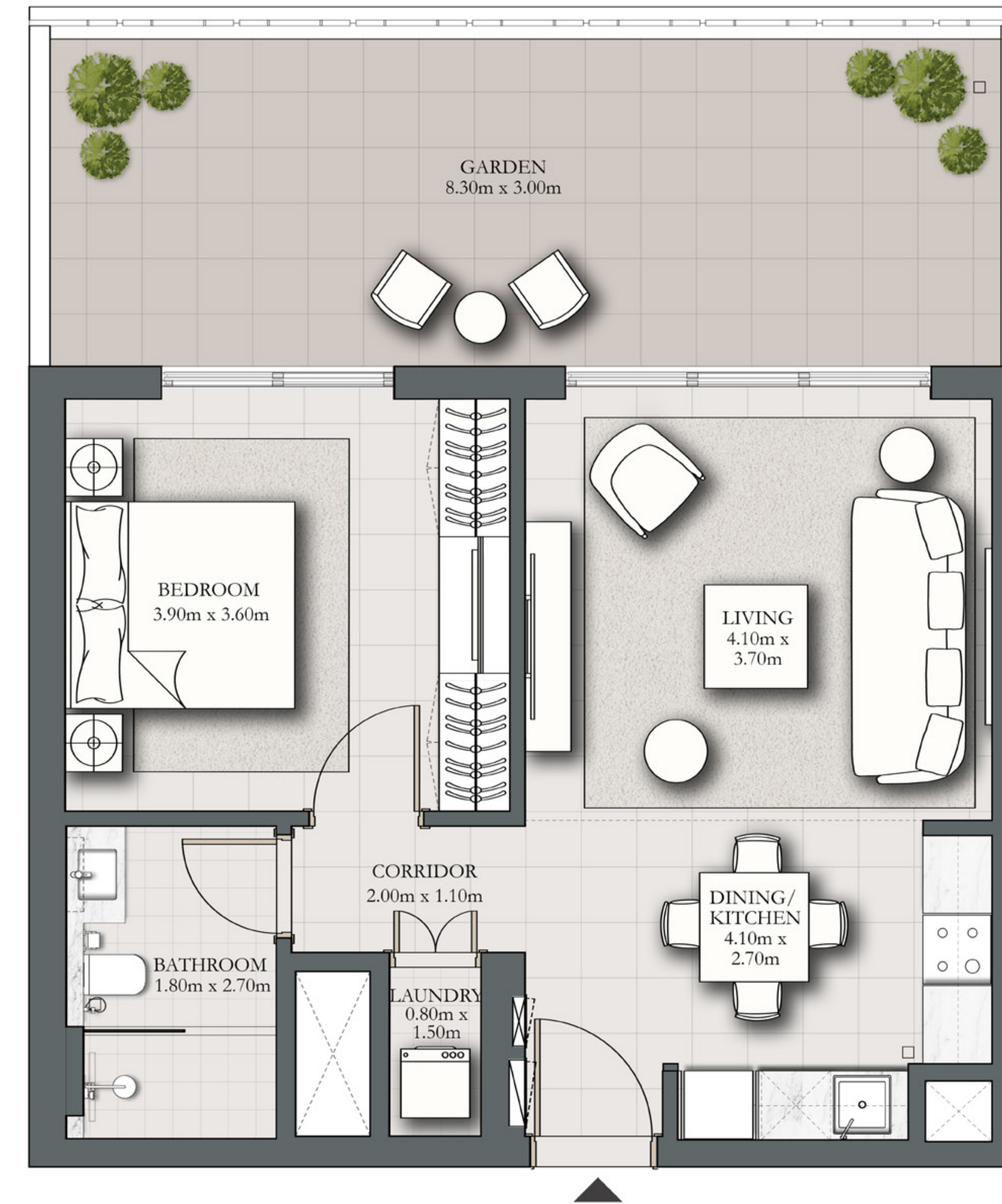
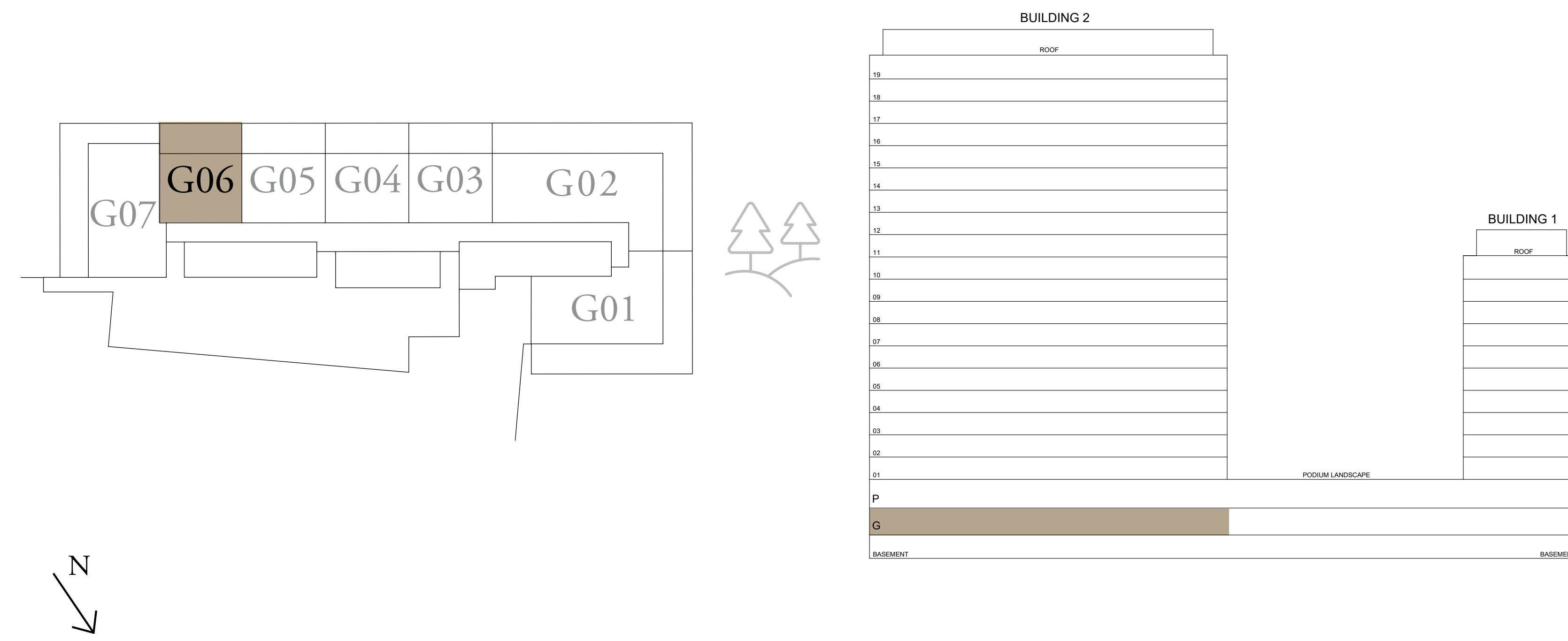
1 BEDROOM TYPE B1

BUILDING 2 GROUND LEVEL UNIT G06

SUITE AREA	583.62 SQ.FT.	54.22 SQ.M.
BALCONY AREA	281.48 SQ.FT.	26.15 SQ.M.
TOTAL AREA	865.09 SQ.FT.	80.37 SQ.M.

KEY PLAN

KEY SECTION



FLOOR PLAN 1. All dimensions are in imperial and metric, and measured from finish to finish excluding construction tolerances. 2. All materials, dimensions, and drawings are approximate only. 3. Information is subject to change without notice, at developer's absolute discretion. 4. Actual area may vary from the stated area. 5. Drawings not to scale. 6. All images used are for illustrative purposes only and do not represent the actual size, features, specifications, fittings, and furnishings. 7. The developer reserves the right to make revisions / alterations, at it's absolute discretion, without any liability whatsoever.

PARK HORIZON

DUBAI HILLS ESTATE

2 BEDROOM TYPE E1

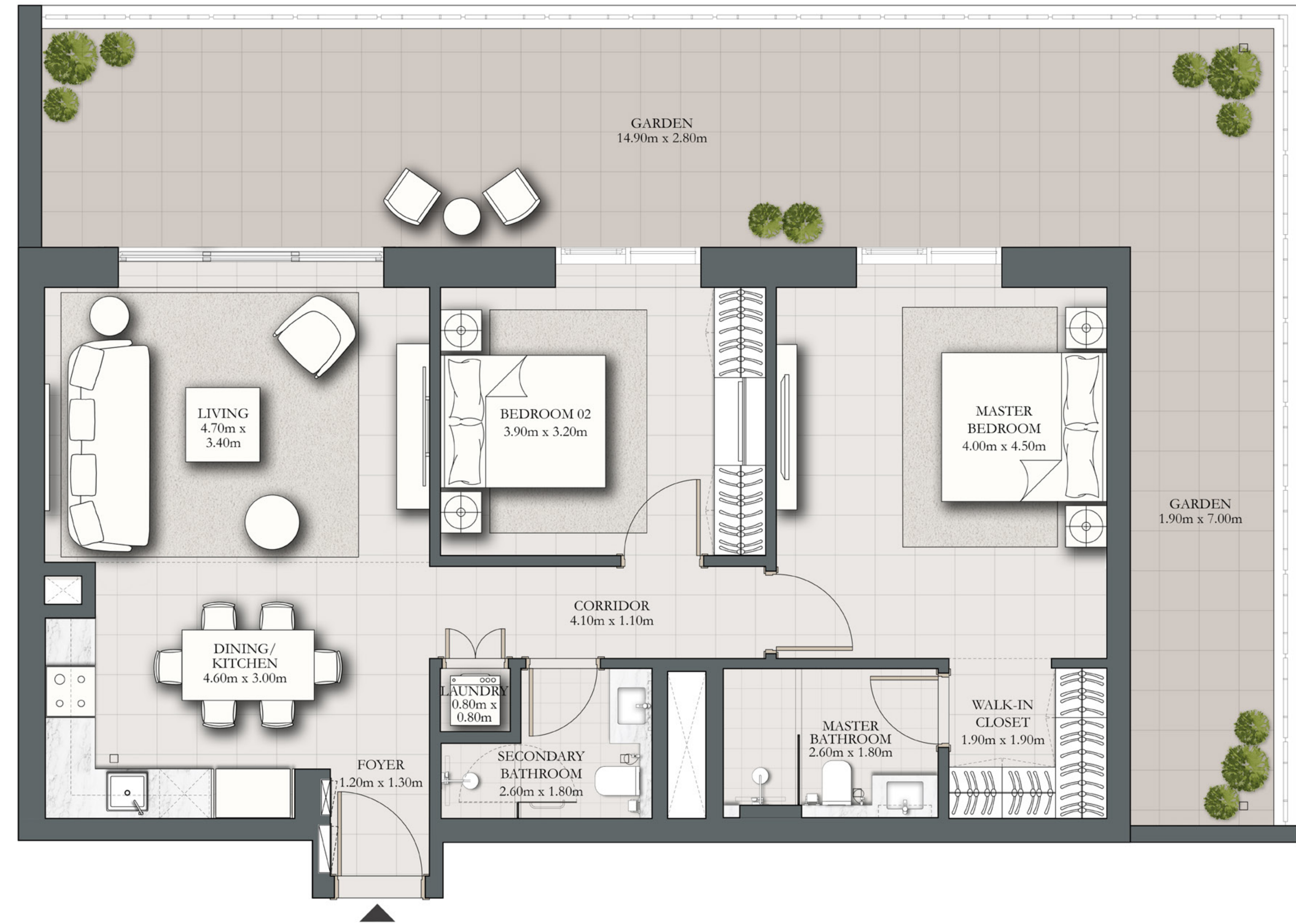
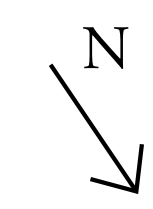

BUILDING 2 GROUND LEVEL UNIT G07

SUITE AREA	965.74 SQ.FT.	89.72 SQ.M.
BALCONY AREA	661.12 SQ.FT.	61.42 SQ.M.
TOTAL AREA	1626.86 SQ.FT.	151.14 SQ.M.

KEY PLAN



KEY SECTION



FLOOR PLAN 1. All dimensions are in imperial and metric, and measured from finish to finish excluding construction tolerances. 2. All materials, dimensions, and drawings are approximate only. 3. Information is subject to change without notice, at developer's absolute discretion. 4. Actual area may vary from the stated area. 5. Drawings not to scale. 6. All images used are for illustrative purposes only and do not represent the actual size, features, specifications, fittings, and furnishings. 7. The developer reserves the right to make revisions / alterations, at it's absolute discretion, without any liability whatsoever.

PARK HORIZON

DUBAI HILLS ESTATE

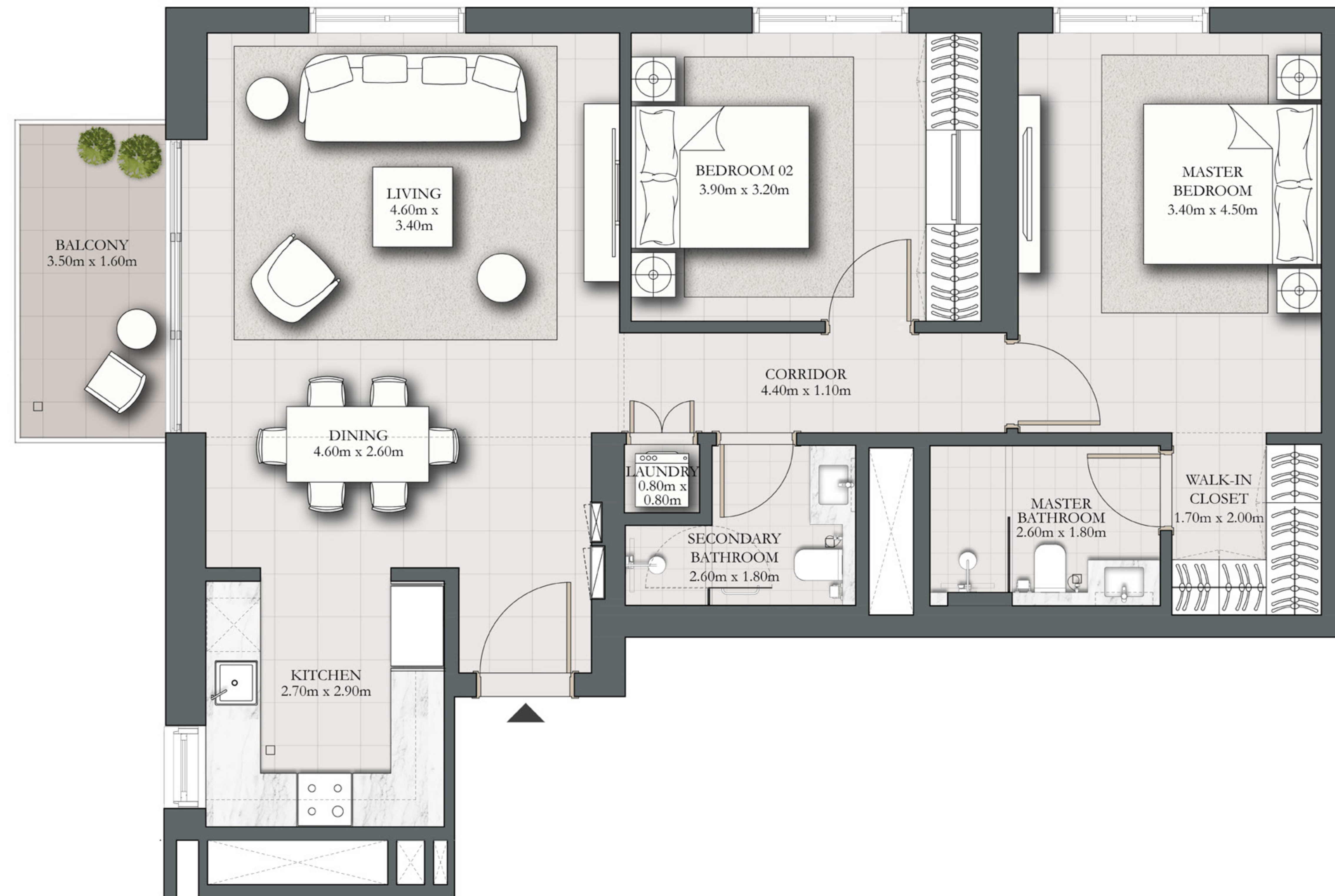

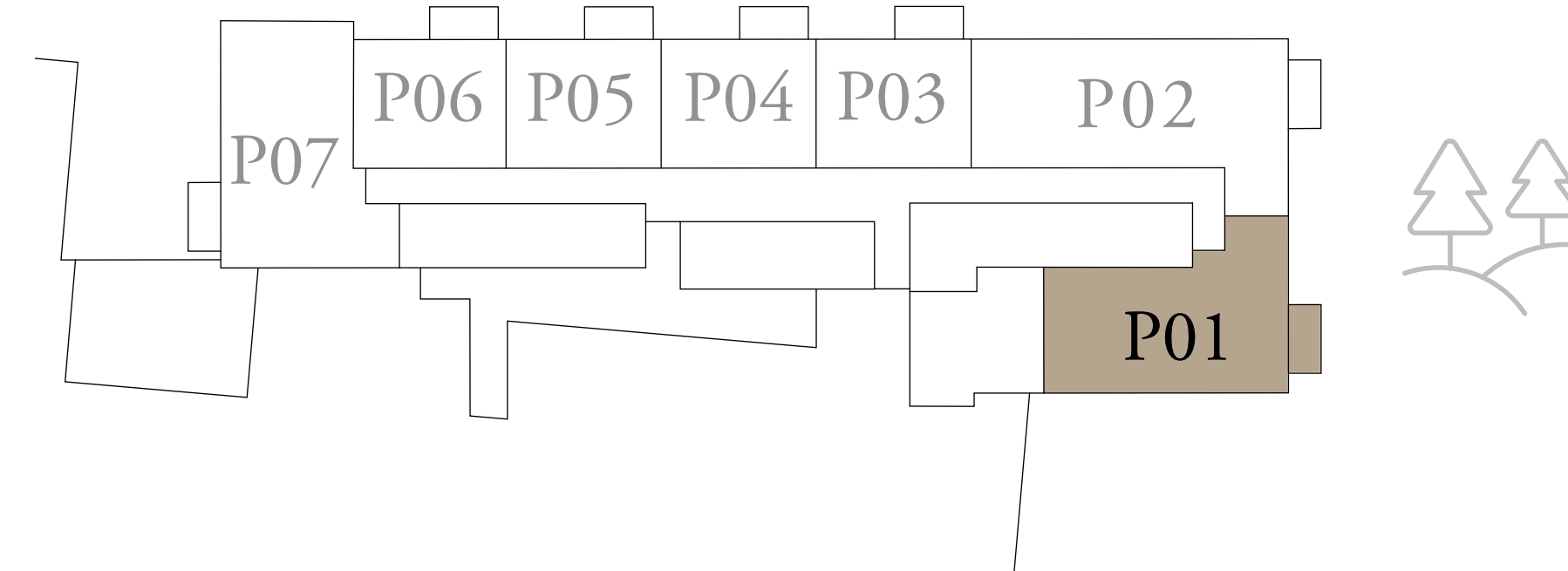
2 BEDROOM TYPE F

BUILDING 2 PODIUM LEVEL UNIT P01

SUITE AREA	1025.15 SQ.FT.	95.24 SQ.M.
BALCONY AREA	74.16 SQ.FT.	6.89 SQ.M.
TOTAL AREA	1099.32 SQ.FT.	102.13 SQ.M.

KEY PLAN

KEY SECTION



FLOOR PLAN 1. All dimensions are in imperial and metric, and measured from finish to finish excluding construction tolerances. 2. All materials, dimensions, and drawings are approximate only. 3. Information is subject to change without notice, at developer's absolute discretion. 4. Actual area may vary from the stated area. 5. Drawings not to scale. 6. All images used are for illustrative purposes only and do not represent the actual size, features, specifications, fittings, and furnishings. 7. The developer reserves the right to make revisions / alterations, at it's absolute discretion, without any liability whatsoever.

PARK HORIZON

DUBAI HILLS ESTATE

3 BEDROOM TYPE A

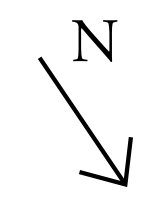

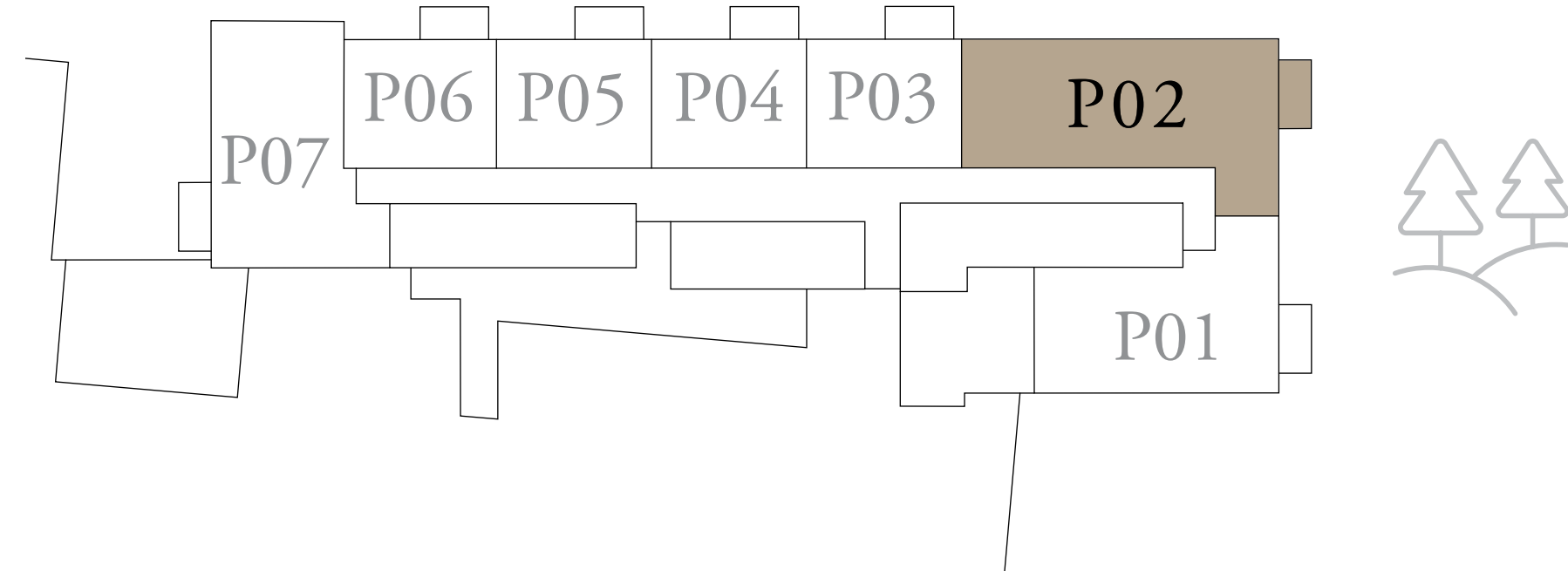
BUILDING 2 PODIUM LEVEL UNIT P02

SUITE AREA	1284.24 SQ.FT.	119.31 SQ.M.
BALCONY AREA	74.16 SQ.FT.	6.89 SQ.M.
TOTAL AREA	1358.40 SQ.FT.	126.20 SQ.M.



KEY PLAN

KEY SECTION



FLOOR PLAN 1. All dimensions are in imperial and metric, and measured from finish to finish excluding construction tolerances. 2. All materials, dimensions, and drawings are approximate only. 3. Information is subject to change without notice, at developer's absolute discretion. 4. Actual area may vary from the stated area. 5. Drawings not to scale. 6. All images used are for illustrative purposes only and do not represent the actual size, features, specifications, fittings, and furnishings. 7. The developer reserves the right to make revisions / alterations, at it's absolute discretion, without any liability whatsoever.

PARK HORIZON

DUBAI HILLS ESTATE

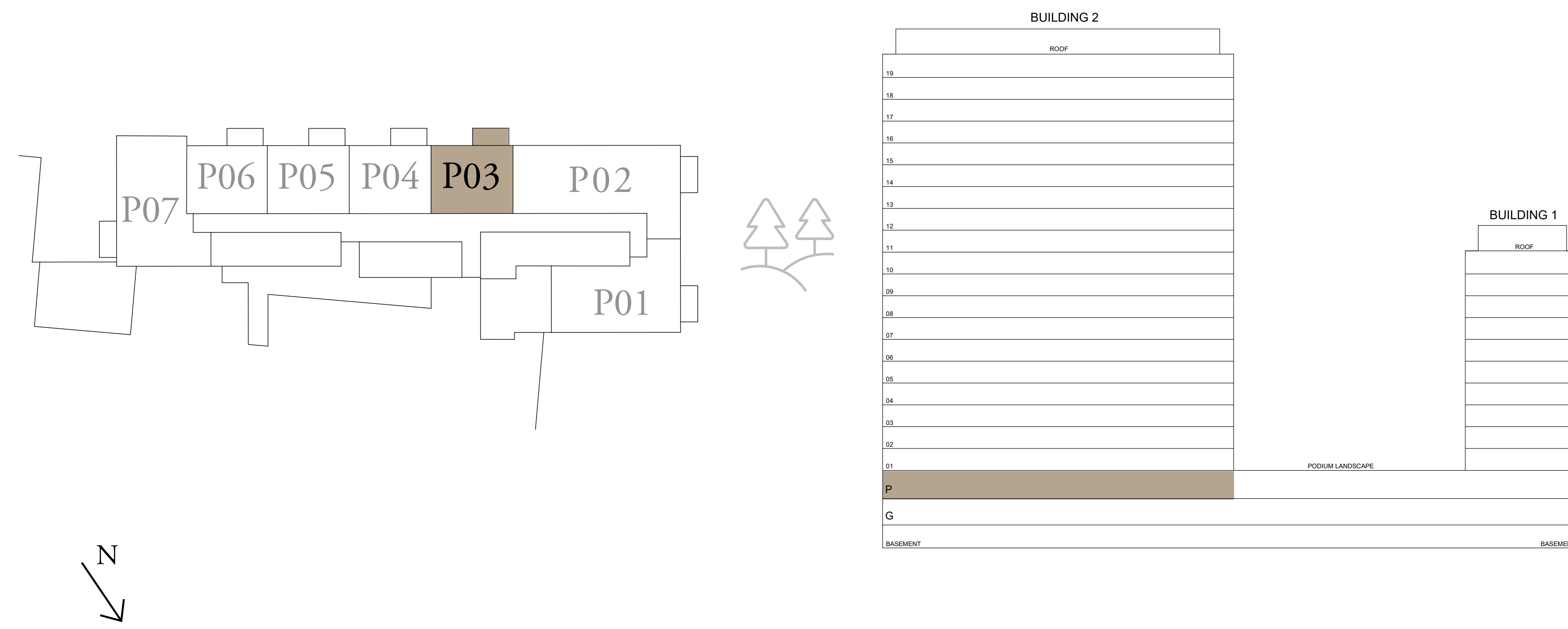
1 BEDROOM TYPE B

BUILDING 2 PODIUM LEVEL UNIT P03

SUITE AREA	583.94 SQ.FT.	54.25 SQ.M.
BALCONY AREA	70.29 SQ.FT.	6.53 SQ.M.
TOTAL AREA	654.23 SQ.FT.	60.78 SQ.M.

KEY PLAN

KEY SECTION



FLOOR PLAN 1. All dimensions are in imperial and metric, and measured from finish to finish excluding construction tolerances. 2. All materials, dimensions, and drawings are approximate only. 3. Information is subject to change without notice, at developer's absolute discretion. 4. Actual area may vary from the stated area. 5. Drawings not to scale. 6. All images used are for illustrative purposes only and do not represent the actual size, features, specifications, fittings, and furnishings. 7. The developer reserves the right to make revisions / alterations, at it's absolute discretion, without any liability whatsoever.

PARK HORIZON

DUBAI HILLS ESTATE

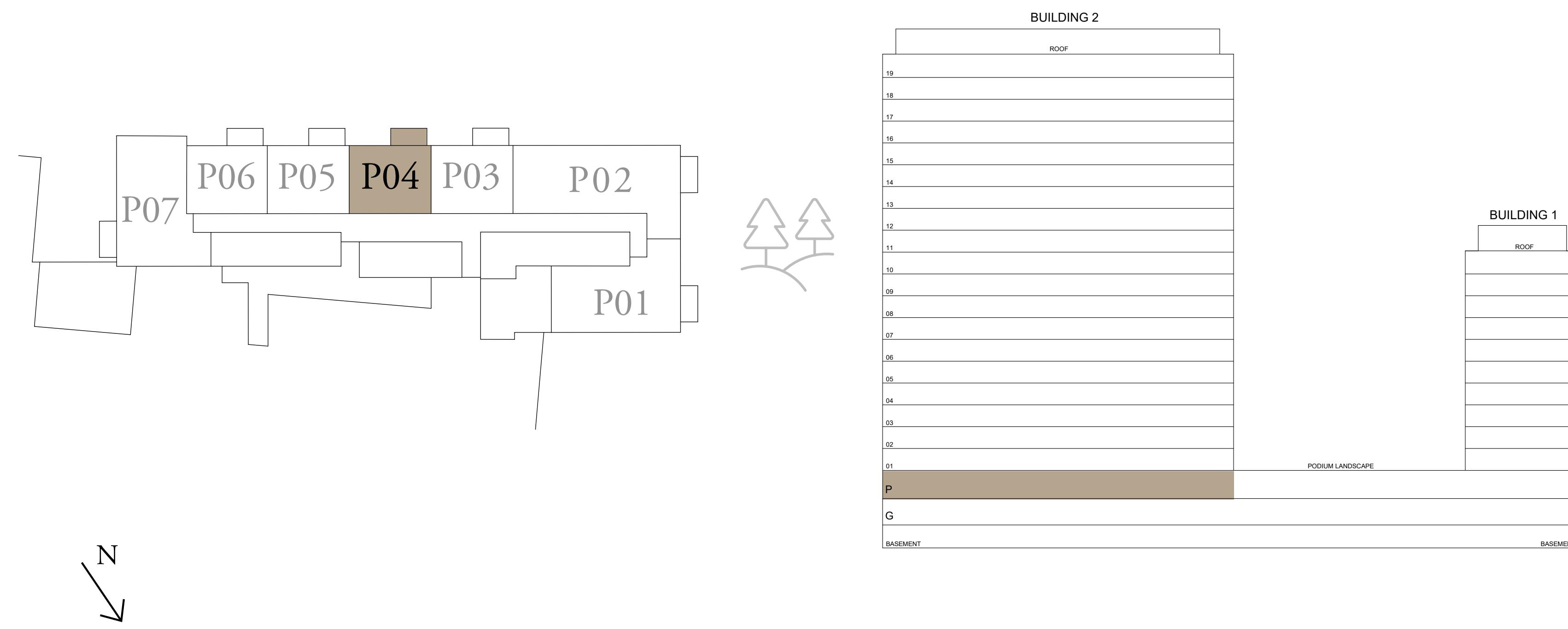
1 BEDROOM TYPE B

BUILDING 2 PODIUM LEVEL UNIT P04

SUITE AREA	583.73 SQ.FT.	54.23 SQ.M.
BALCONY AREA	70.29 SQ.FT.	6.53 SQ.M.
TOTAL AREA	654.01 SQ.FT.	60.76 SQ.M.

KEY PLAN

KEY SECTION



FLOOR PLAN 1. All dimensions are in imperial and metric, and measured from finish to finish excluding construction tolerances. 2. All materials, dimensions, and drawings are approximate only. 3. Information is subject to change without notice, at developer's absolute discretion. 4. Actual area may vary from the stated area. 5. Drawings not to scale. 6. All images used are for illustrative purposes only and do not represent the actual size, features, specifications, fittings, and furnishings. 7. The developer reserves the right to make revisions / alterations, at it's absolute discretion, without any liability whatsoever.

PARK HORIZON

DUBAI HILLS ESTATE

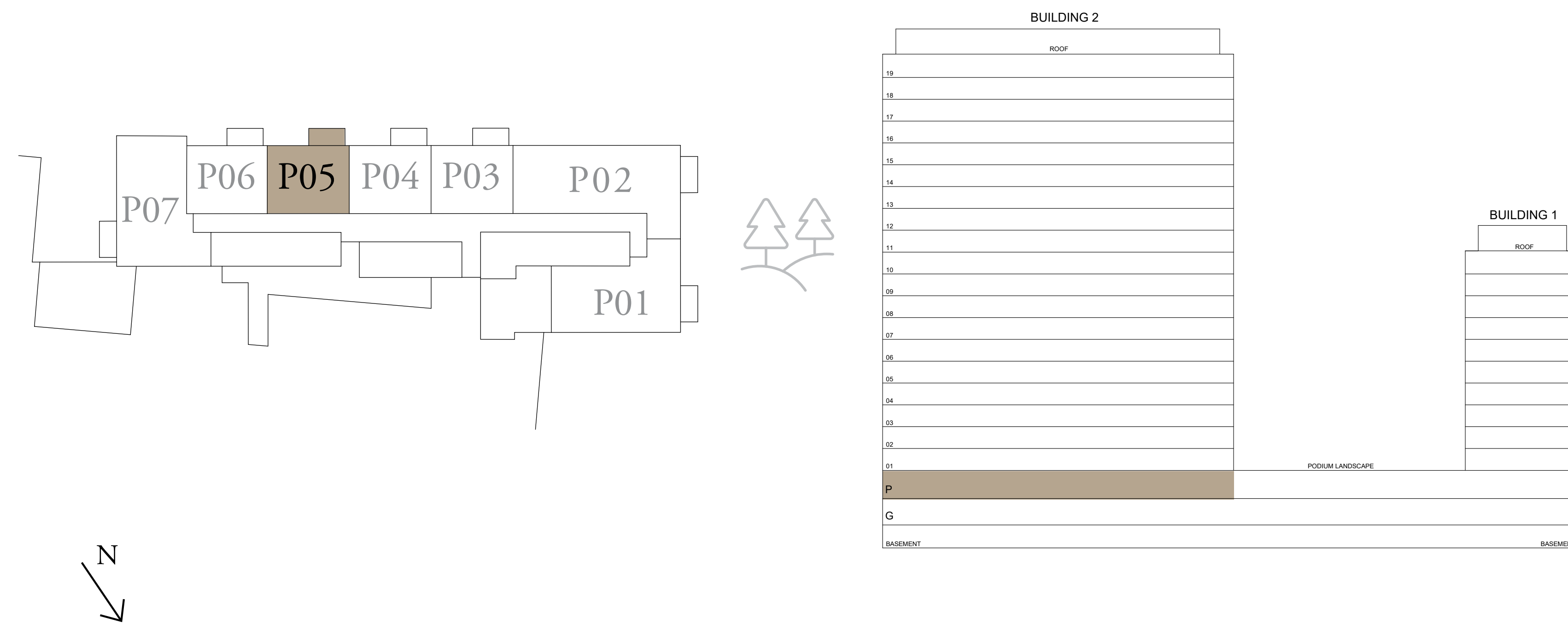
1 BEDROOM TYPE B

BUILDING 2 PODIUM LEVEL UNIT P05

SUITE AREA	583.73 SQ.FT.	54.23 SQ.M.
BALCONY AREA	70.29 SQ.FT.	6.53 SQ.M.
TOTAL AREA	654.01 SQ.FT.	60.76 SQ.M.

KEY PLAN

KEY SECTION



FLOOR PLAN 1. All dimensions are in imperial and metric, and measured from finish to finish excluding construction tolerances. 2. All materials, dimensions, and drawings are approximate only. 3. Information is subject to change without notice, at developer's absolute discretion. 4. Actual area may vary from the stated area. 5. Drawings not to scale. 6. All images used are for illustrative purposes only and do not represent the actual size, features, specifications, fittings, and furnishings. 7. The developer reserves the right to make revisions / alterations, at it's absolute discretion, without any liability whatsoever.

PARK HORIZON

DUBAI HILLS ESTATE

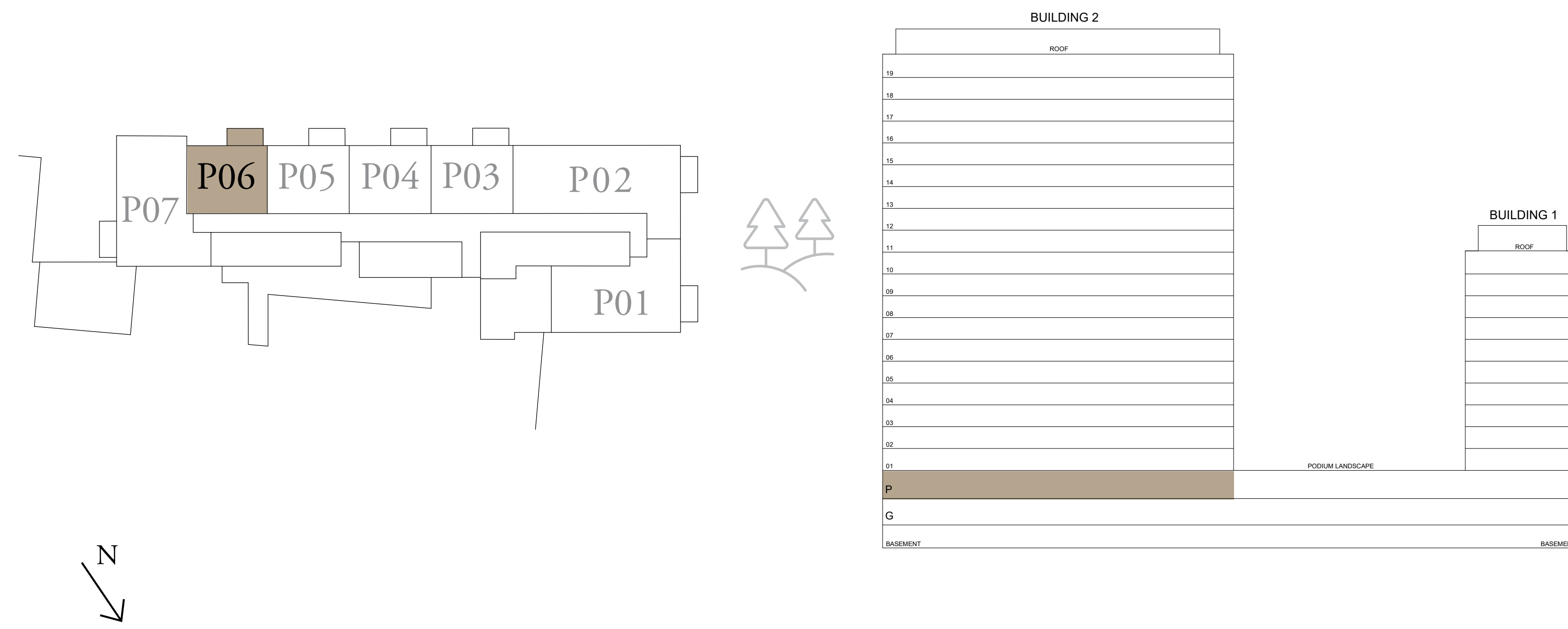
1 BEDROOM TYPE B

BUILDING 2 PODIUM LEVEL UNIT P06

SUITE AREA	583.83 SQ.FT.	54.24 SQ.M.
BALCONY AREA	70.29 SQ.FT.	6.53 SQ.M.
TOTAL AREA	654.12 SQ.FT.	60.77 SQ.M.

KEY PLAN

KEY SECTION



FLOOR PLAN 1. All dimensions are in imperial and metric, and measured from finish to finish excluding construction tolerances. 2. All materials, dimensions, and drawings are approximate only. 3. Information is subject to change without notice, at developer's absolute discretion. 4. Actual area may vary from the stated area. 5. Drawings not to scale. 6. All images used are for illustrative purposes only and do not represent the actual size, features, specifications, fittings, and furnishings. 7. The developer reserves the right to make revisions / alterations, at it's absolute discretion, without any liability whatsoever.

PARK HORIZON

DUBAI HILLS ESTATE

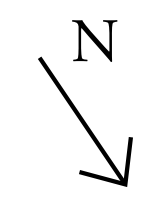

2 BEDROOM TYPE E

BUILDING 2 PODIUM LEVEL UNIT P07

SUITE AREA	968.75 SQ.FT.	90 SQ.M.
BALCONY AREA	74.16 SQ.FT.	6.89 SQ.M.
TOTAL AREA	1042.91 SQ.FT.	96.89 SQ.M.

KEY PLAN

KEY SECTION



FLOOR PLAN 1. All dimensions are in imperial and metric, and measured from finish to finish excluding construction tolerances. 2. All materials, dimensions, and drawings are approximate only. 3. Information is subject to change without notice, at developer's absolute discretion. 4. Actual area may vary from the stated area. 5. Drawings not to scale. 6. All images used are for illustrative purposes only and do not represent the actual size, features, specifications, fittings, and furnishings. 7. The developer reserves the right to make revisions / alterations, at it's absolute discretion, without any liability whatsoever.

PARK HORIZON

DUBAI HILLS ESTATE

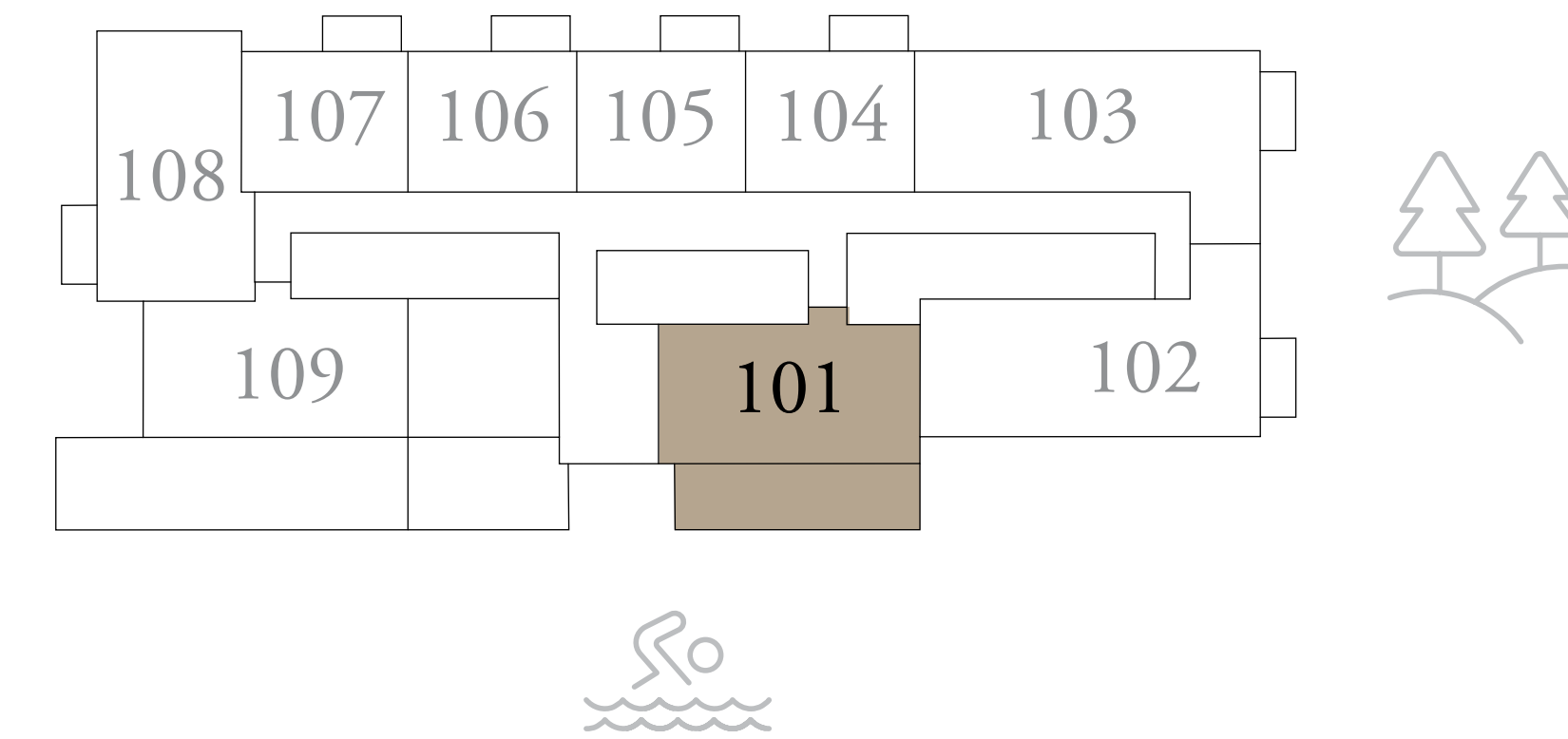
2 BEDROOM TYPE D1

BUILDING 2 LEVEL 01


UNIT 101

SUITE AREA	937 SQ.FT.	87.05 SQ.M.
BALCONY AREA	416.24 SQ.FT.	38.67 SQ.M.
TOTAL AREA	1353.24 SQ.FT.	125.72 SQ.M.

KEY PLAN



KEY SECTION



FLOOR PLAN 1. All dimensions are in imperial and metric, and measured from finish to finish excluding construction tolerances. 2. All materials, dimensions, and drawings are approximate only. 3. Information is subject to change without notice, at developer's absolute discretion. 4. Actual area may vary from the stated area. 5. Drawings not to scale. 6. All images used are for illustrative purposes only and do not represent the actual size, features, specifications, fittings, and furnishings. 7. The developer reserves the right to make revisions / alterations, at it's absolute discretion, without any liability whatsoever.

PARK HORIZON

DUBAI HILLS ESTATE

3 BEDROOM TYPE A2

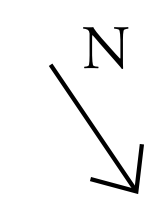

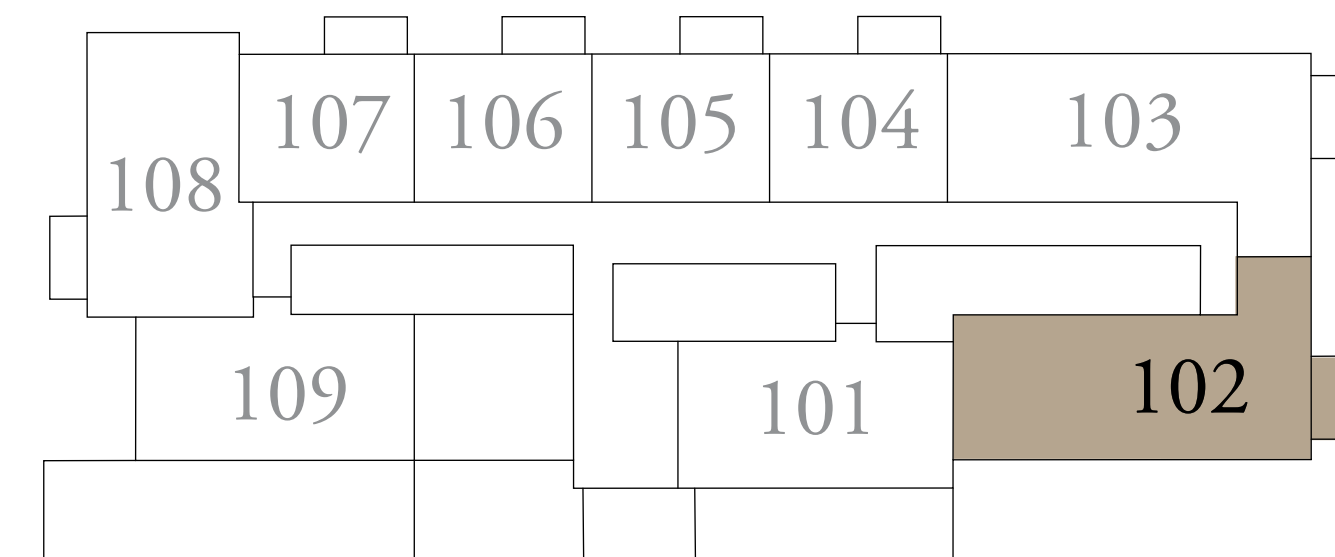
BUILDING 2 LEVEL 01

UNIT 102

SUITE AREA	1294.57 SQ.FT.	120.27 SQ.M.
BALCONY AREA	74.38 SQ.FT.	6.91 SQ.M.
TOTAL AREA	1368.95 SQ.FT.	127.18 SQ.M.

KEY PLAN

KEY SECTION



FLOOR PLAN 1. All dimensions are in imperial and metric, and measured from finish to finish excluding construction tolerances. 2. All materials, dimensions, and drawings are approximate only. 3. Information is subject to change without notice, at developer's absolute discretion. 4. Actual area may vary from the stated area. 5. Drawings not to scale. 6. All images used are for illustrative purposes only and do not represent the actual size, features, specifications, fittings, and furnishings. 7. The developer reserves the right to make revisions / alterations, at it's absolute discretion, without any liability whatsoever.

PARK HORIZON

DUBAI HILLS ESTATE

3 BEDROOM TYPE A

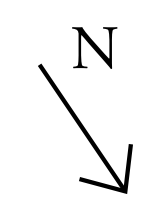

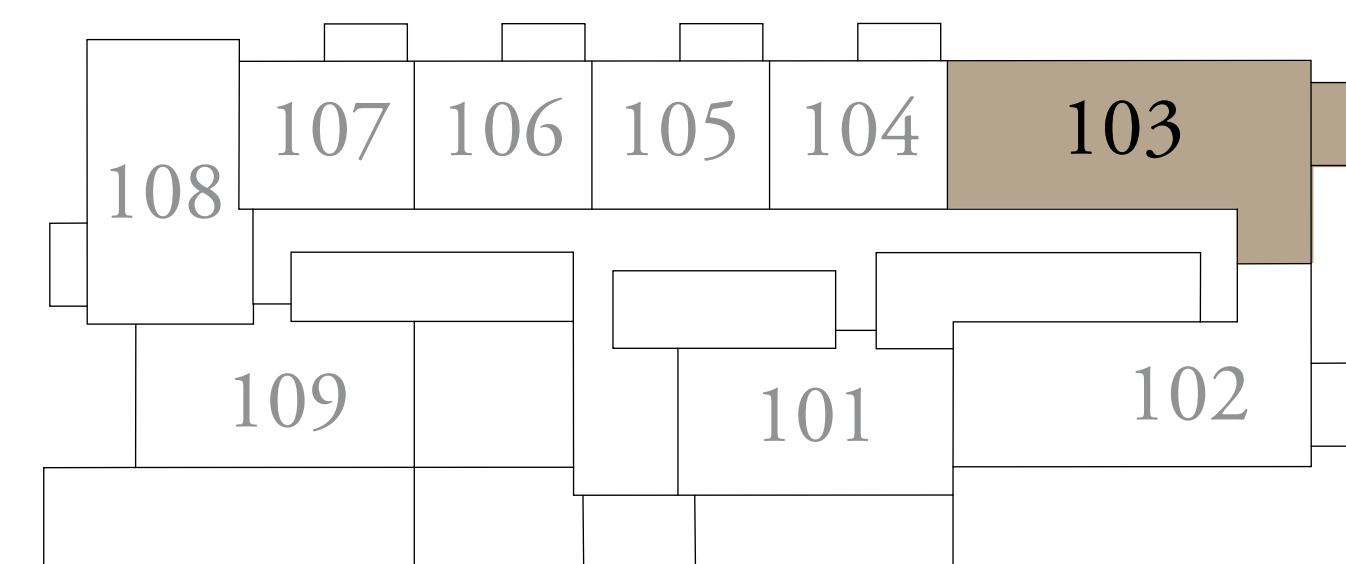
BUILDING 2 LEVEL 01 UNIT 103

SUITE AREA	1284.03 SQ.FT.	119.29 SQ.M.
BALCONY AREA	74.38 SQ.FT.	6.91 SQ.M.
TOTAL AREA	1358.40 SQ.FT.	126.20 SQ.M.



KEY PLAN

KEY SECTION



FLOOR PLAN 1. All dimensions are in imperial and metric, and measured from finish to finish excluding construction tolerances. 2. All materials, dimensions, and drawings are approximate only. 3. Information is subject to change without notice, at developer's absolute discretion. 4. Actual area may vary from the stated area. 5. Drawings not to scale. 6. All images used are for illustrative purposes only and do not represent the actual size, features, specifications, fittings, and furnishings. 7. The developer reserves the right to make revisions / alterations, at it's absolute discretion, without any liability whatsoever.

PARK HORIZON

DUBAI HILLS ESTATE

1 BEDROOM TYPE B

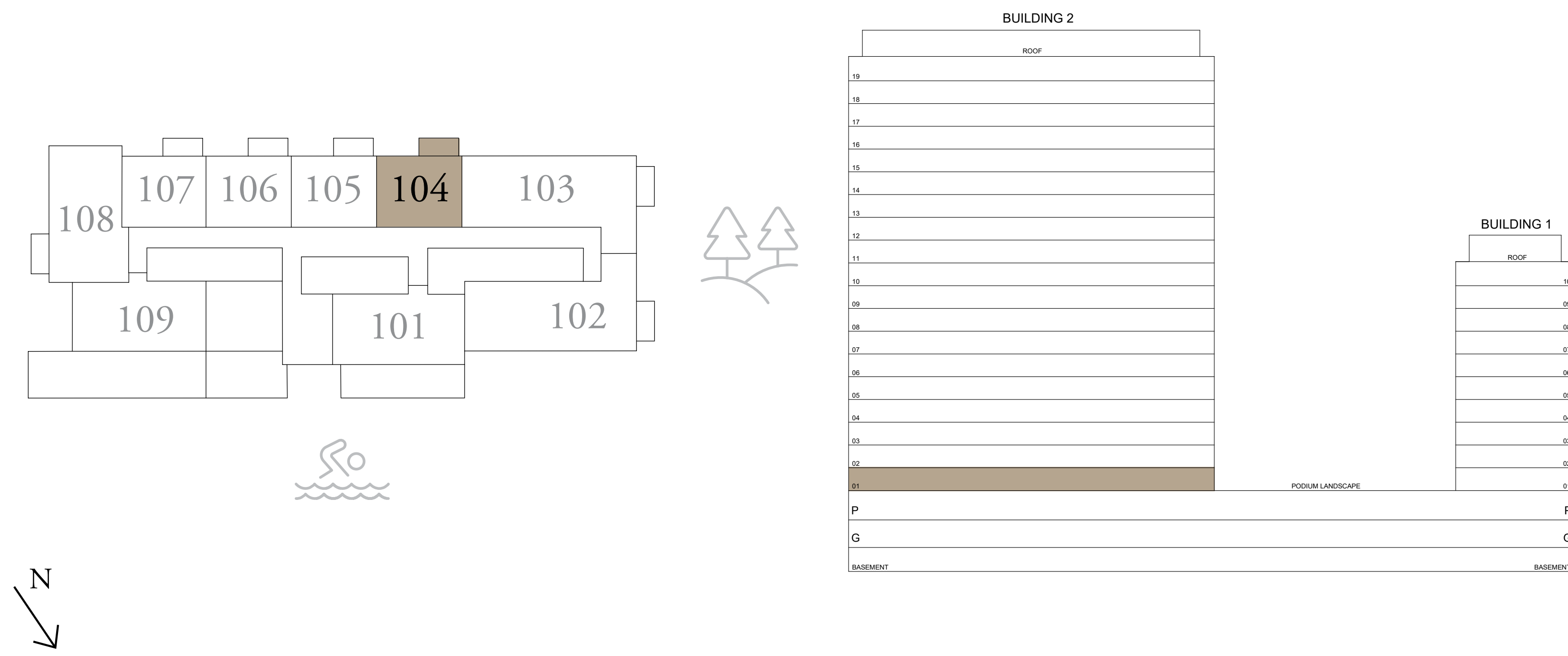
BUILDING 2 LEVEL 01

UNIT 104

SUITE AREA	584.05 SQ.FT.	54.26 SQ.M.
BALCONY AREA	70.50 SQ.FT.	6.55 SQ.M.
TOTAL AREA	654.55 SQ.FT.	60.81 SQ.M.

KEY PLAN

KEY SECTION



FLOOR PLAN 1. All dimensions are in imperial and metric, and measured from finish to finish excluding construction tolerances. 2. All materials, dimensions, and drawings are approximate only. 3. Information is subject to change without notice, at developer's absolute discretion. 4. Actual area may vary from the stated area. 5. Drawings not to scale. 6. All images used are for illustrative purposes only and do not represent the actual size, features, specifications, fittings, and furnishings. 7. The developer reserves the right to make revisions / alterations, at its absolute discretion, without any liability whatsoever.

PARK HORIZON

DUBAI HILLS ESTATE

1 BEDROOM TYPE B

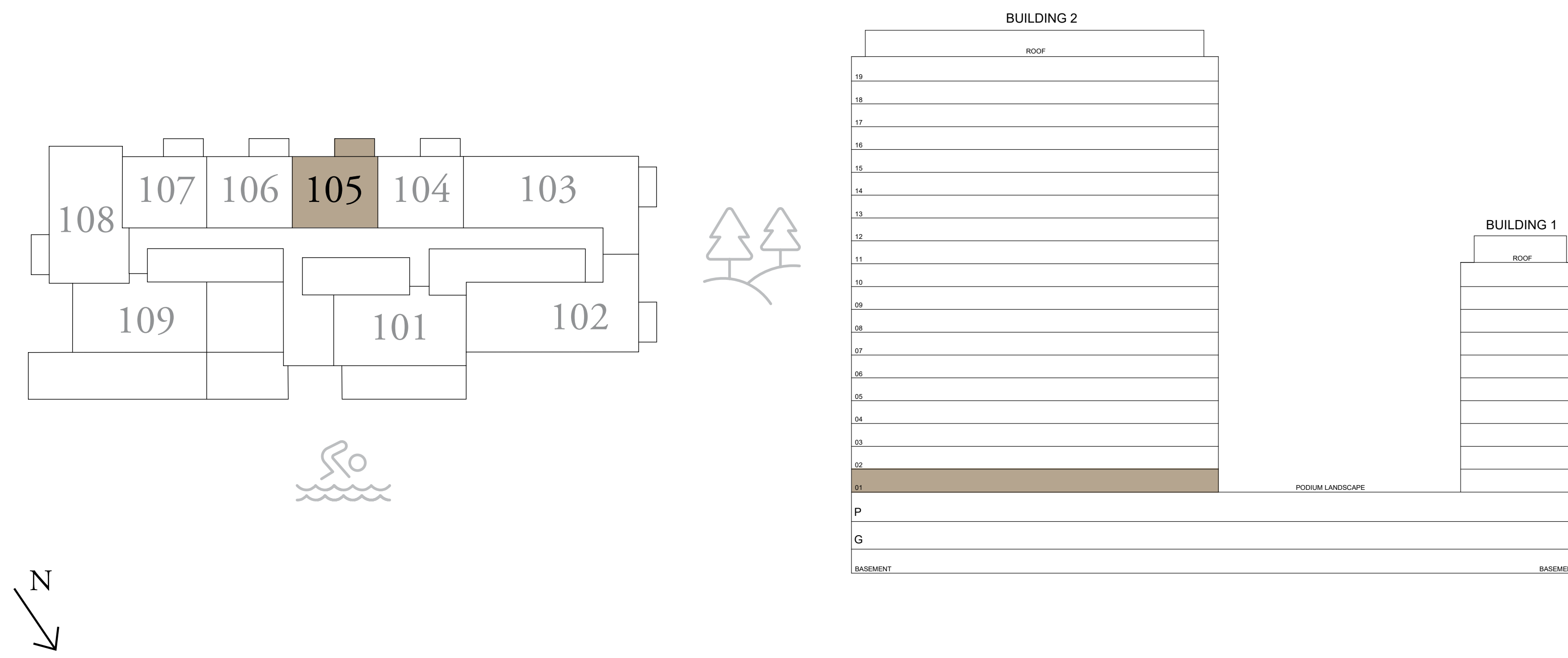
BUILDING 2 LEVEL 01

UNIT 105

SUITE AREA	583.73 SQ.FT.	54.23 SQ.M.
BALCONY AREA	70.61 SQ.FT.	6.56 SQ.M.
TOTAL AREA	654.34 SQ.FT.	60.79 SQ.M.

KEY PLAN

KEY SECTION



FLOOR PLAN 1. All dimensions are in imperial and metric, and measured from finish to finish excluding construction tolerances. 2. All materials, dimensions, and drawings are approximate only. 3. Information is subject to change without notice, at developer's absolute discretion. 4. Actual area may vary from the stated area. 5. Drawings not to scale. 6. All images used are for illustrative purposes only and do not represent the actual size, features, specifications, fittings, and furnishings. 7. The developer reserves the right to make revisions / alterations, at it's absolute discretion, without any liability whatsoever.

PARK HORIZON

DUBAI HILLS ESTATE

1 BEDROOM TYPE B

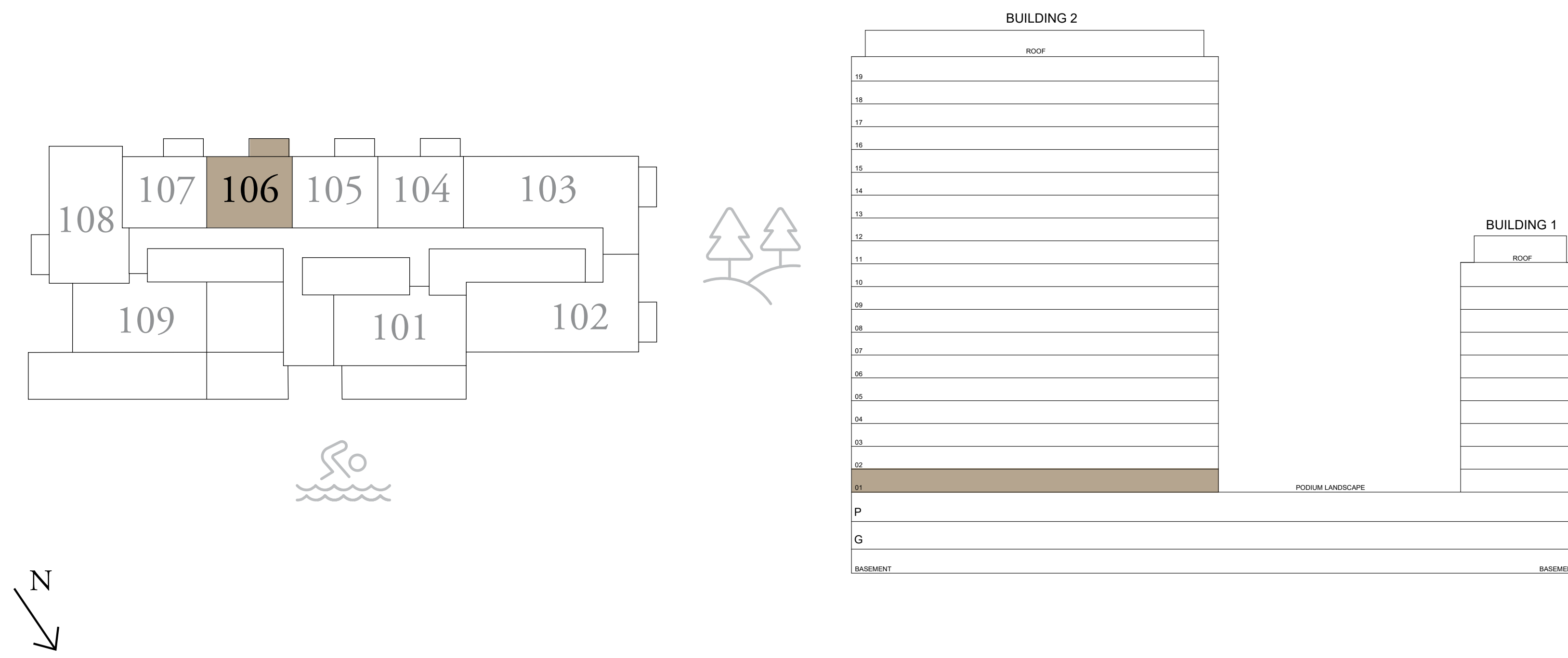
BUILDING 2 LEVEL 01

UNIT 106

SUITE AREA	583.73 SQ.FT.	54.23 SQ.M.
BALCONY AREA	70.50 SQ.FT.	6.55 SQ.M.
TOTAL AREA	654.23 SQ.FT.	60.78 SQ.M.

KEY PLAN

KEY SECTION



FLOOR PLAN 1. All dimensions are in imperial and metric, and measured from finish to finish excluding construction tolerances. 2. All materials, dimensions, and drawings are approximate only. 3. Information is subject to change without notice, at developer's absolute discretion. 4. Actual area may vary from the stated area. 5. Drawings not to scale. 6. All images used are for illustrative purposes only and do not represent the actual size, features, specifications, fittings, and furnishings. 7. The developer reserves the right to make revisions / alterations, at it's absolute discretion, without any liability whatsoever.

PARK HORIZON

DUBAI HILLS ESTATE

1 BEDROOM TYPE B

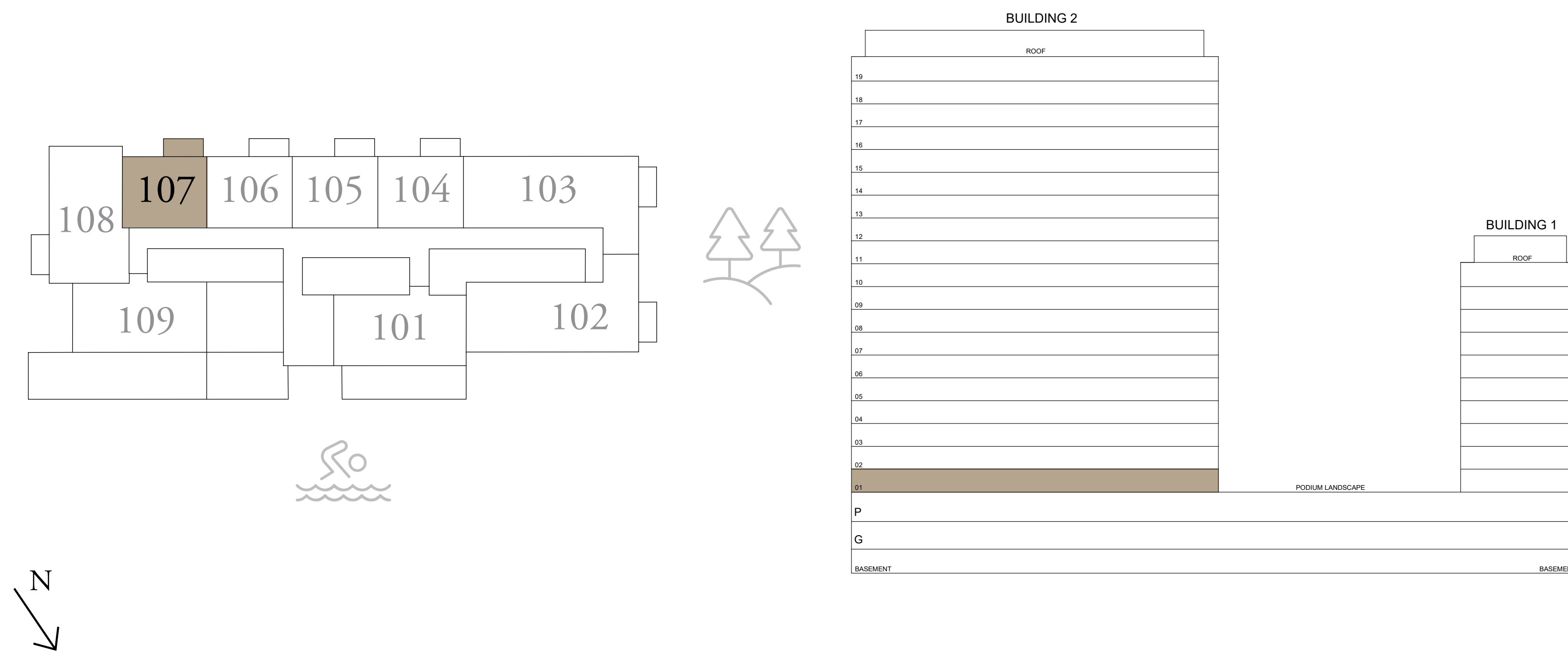
BUILDING 2 LEVEL 01

UNIT 107

SUITE AREA	583.83 SQ.FT.	54.24 SQ.M.
BALCONY AREA	70.50 SQ.FT.	6.55 SQ.M.
TOTAL AREA	654.34 SQ.FT.	60.79 SQ.M.

KEY PLAN

KEY SECTION



FLOOR PLAN 1. All dimensions are in imperial and metric, and measured from finish to finish excluding construction tolerances. 2. All materials, dimensions, and drawings are approximate only. 3. Information is subject to change without notice, at developer's absolute discretion. 4. Actual area may vary from the stated area. 5. Drawings not to scale. 6. All images used are for illustrative purposes only and do not represent the actual size, features, specifications, fittings, and furnishings. 7. The developer reserves the right to make revisions / alterations, at it's absolute discretion, without any liability whatsoever.

PARK HORIZON

DUBAI HILLS ESTATE

2 BEDROOM TYPE E

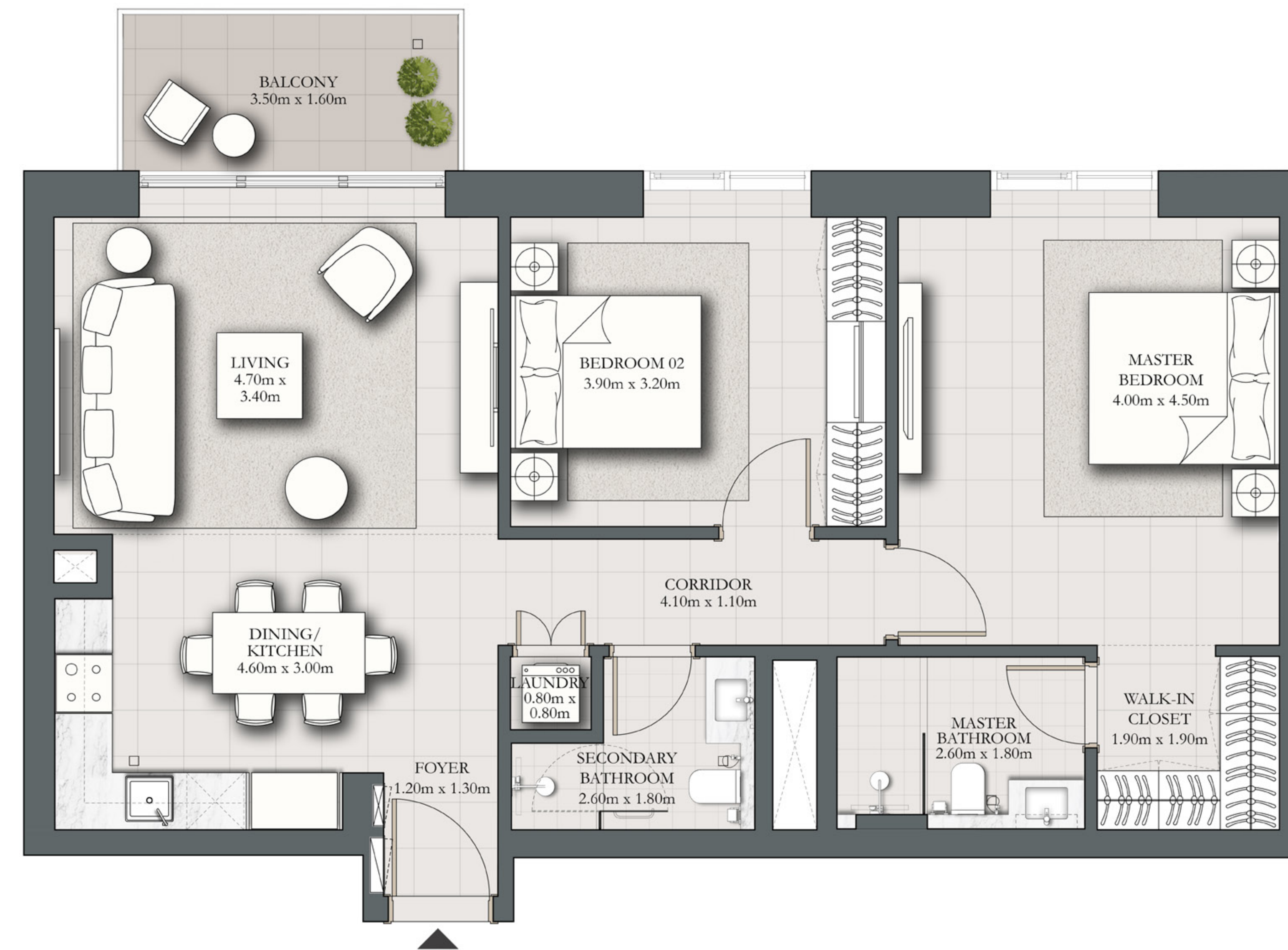
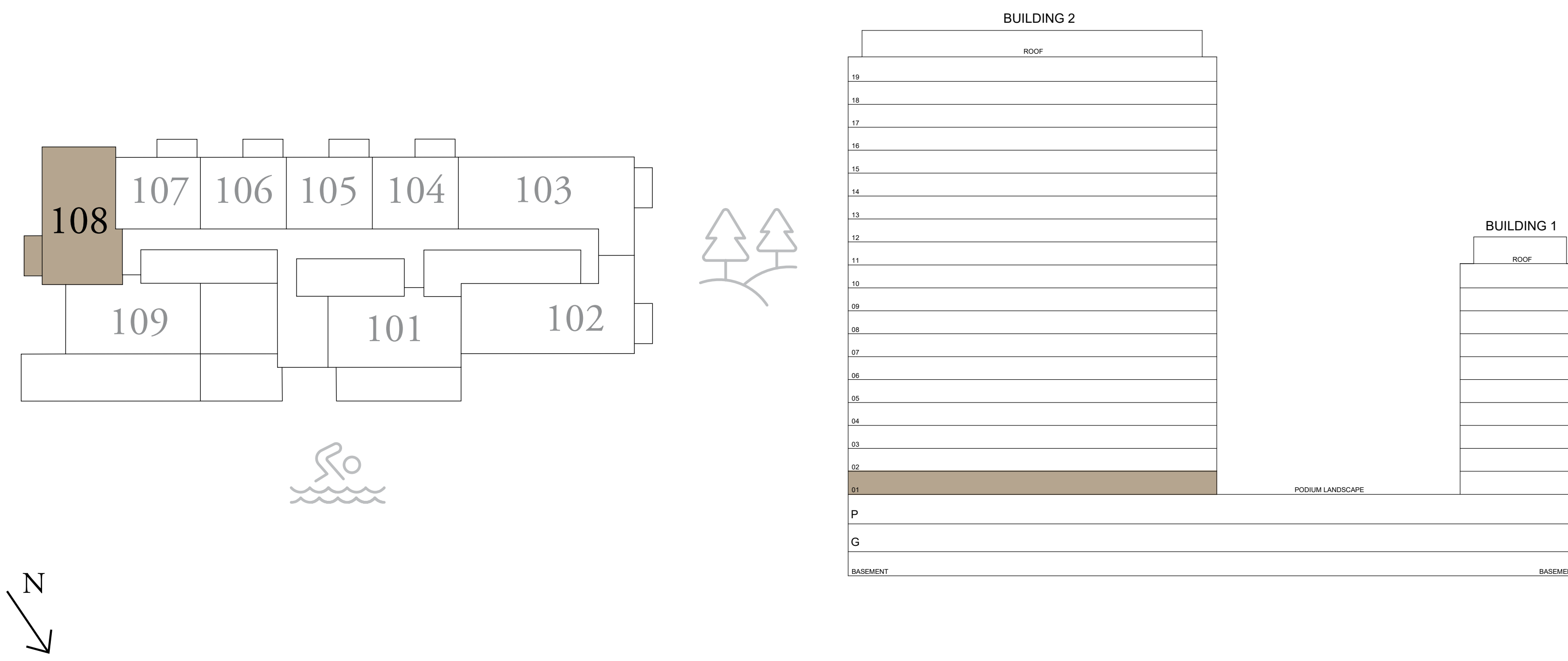
BUILDING 2 LEVEL 01

UNIT 108

SUITE AREA	963.80 SQ.FT.	89.54 SQ.M.
BALCONY AREA	74.49 SQ.FT.	6.92 SQ.M.
TOTAL AREA	1038.29 SQ.FT.	96.46 SQ.M.

KEY PLAN

KEY SECTION



FLOOR PLAN 1. All dimensions are in imperial and metric, and measured from finish to finish excluding construction tolerances. 2. All materials, dimensions, and drawings are approximate only. 3. Information is subject to change without notice, at developer's absolute discretion. 4. Actual area may vary from the stated area. 5. Drawings not to scale. 6. All images used are for illustrative purposes only and do not represent the actual size, features, specifications, fittings, and furnishings. 7. The developer reserves the right to make revisions / alterations, at it's absolute discretion, without any liability whatsoever.

PARK HORIZON

DUBAI HILLS ESTATE

2 BEDROOM TYPE A3.2

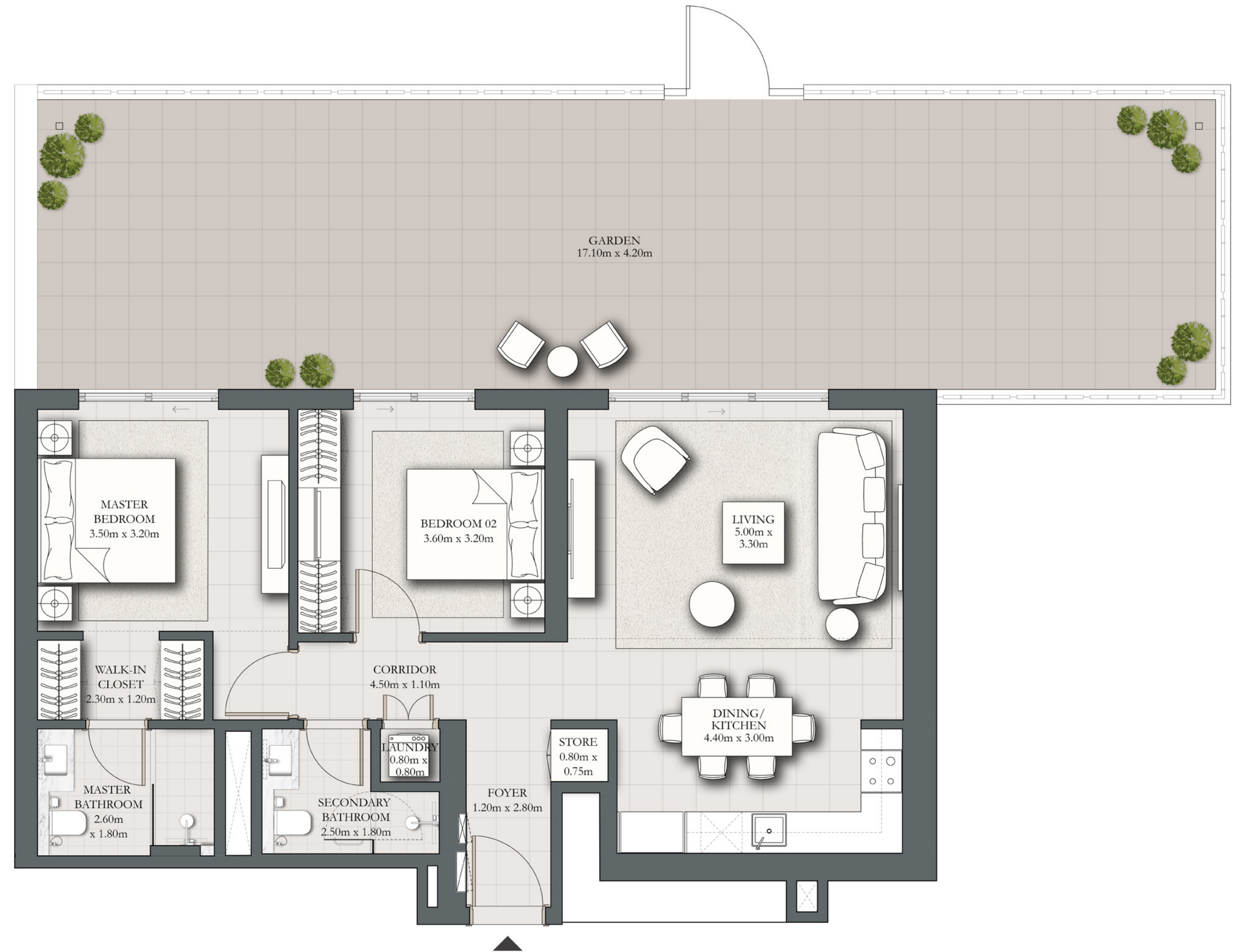
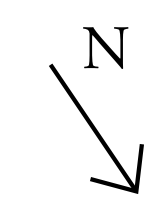

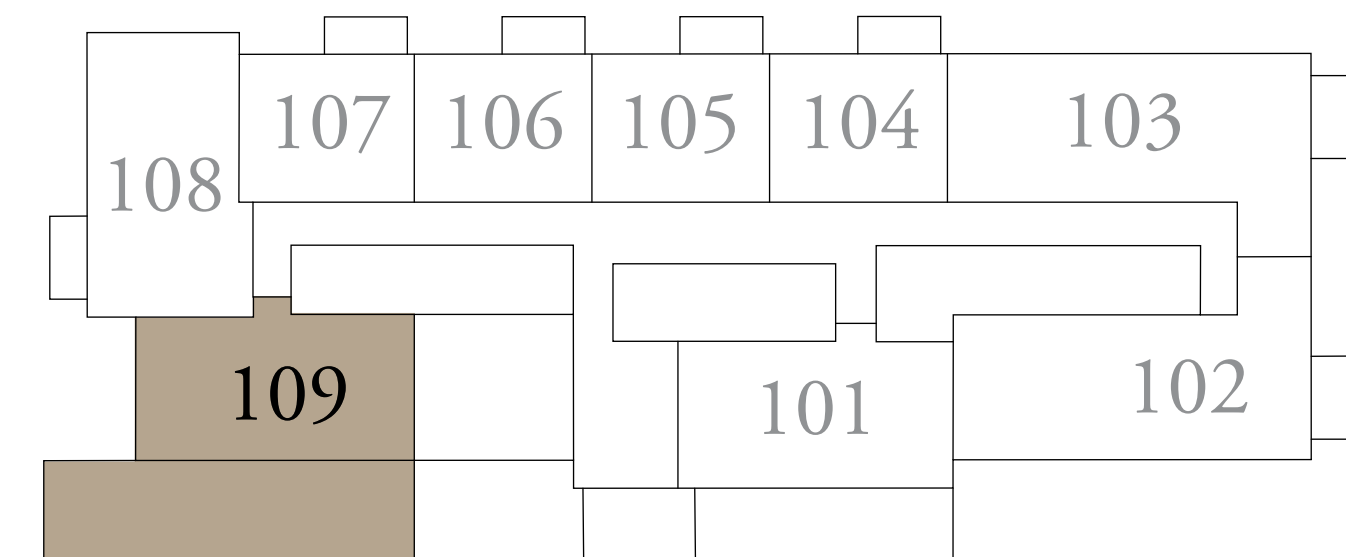
BUILDING 2 LEVEL 01

UNIT 109

SUITE AREA	935.49 SQ.FT.	86.91 SQ.M.
BALCONY AREA	853.47 SQ.FT.	79.29 SQ.M.
TOTAL AREA	1788.96 SQ.FT.	166.20 SQ.M.

KEY PLAN

KEY SECTION



FLOOR PLAN 1. All dimensions are in imperial and metric, and measured from finish to finish excluding construction tolerances. 2. All materials, dimensions, and drawings are approximate only. 3. Information is subject to change without notice, at developer's absolute discretion. 4. Actual area may vary from the stated area. 5. Drawings not to scale. 6. All images used are for illustrative purposes only and do not represent the actual size, features, specifications, fittings, and furnishings. 7. The developer reserves the right to make revisions / alterations, at it's absolute discretion, without any liability whatsoever.

PARK HORIZON

DUBAI HILLS ESTATE

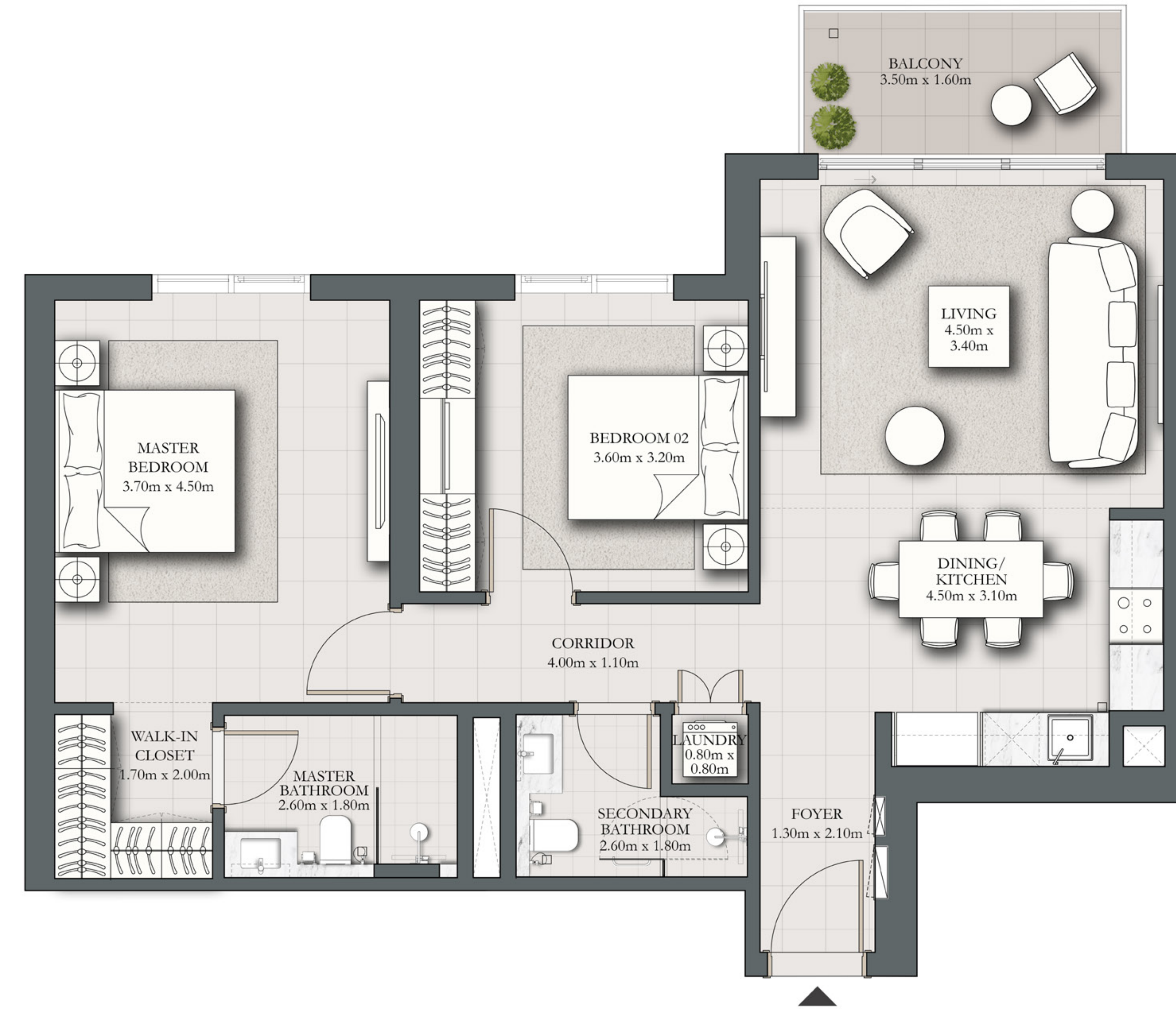
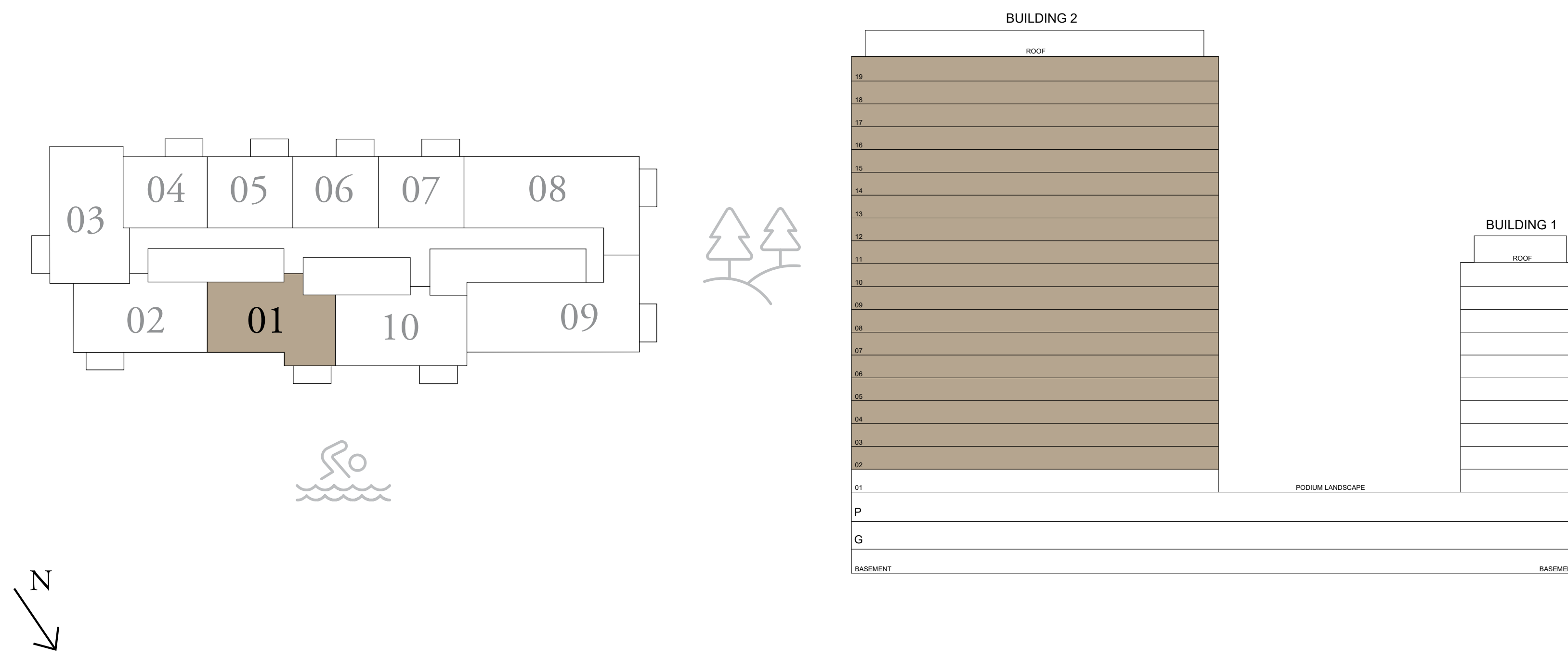
2 BEDROOM TYPE B

BUILDING 2 LEVELS 02-19 UNIT 01

SUITE AREA	943.56 SQ.FT.	87.66 SQ.M.
BALCONY AREA	68.24 SQ.FT.	6.34 SQ.M.
TOTAL AREA	1011.81 SQ.FT.	94 SQ.M.

KEY PLAN

KEY SECTION



TYPICAL LEVEL

FLOOR PLAN 1. All dimensions are in imperial and metric, and measured from finish to finish excluding construction tolerances. 2. All materials, dimensions, and drawings are approximate only. 3. Information is subject to change without notice, at developer's absolute discretion. 4. Actual area may vary from the stated area. 5. Drawings not to scale. 6. All images used are for illustrative purposes only and do not represent the actual size, features, specifications, fittings, and furnishings. 7. The developer reserves the right to make revisions / alterations, at it's absolute discretion, without any liability whatsoever.

PARK HORIZON

DUBAI HILLS ESTATE


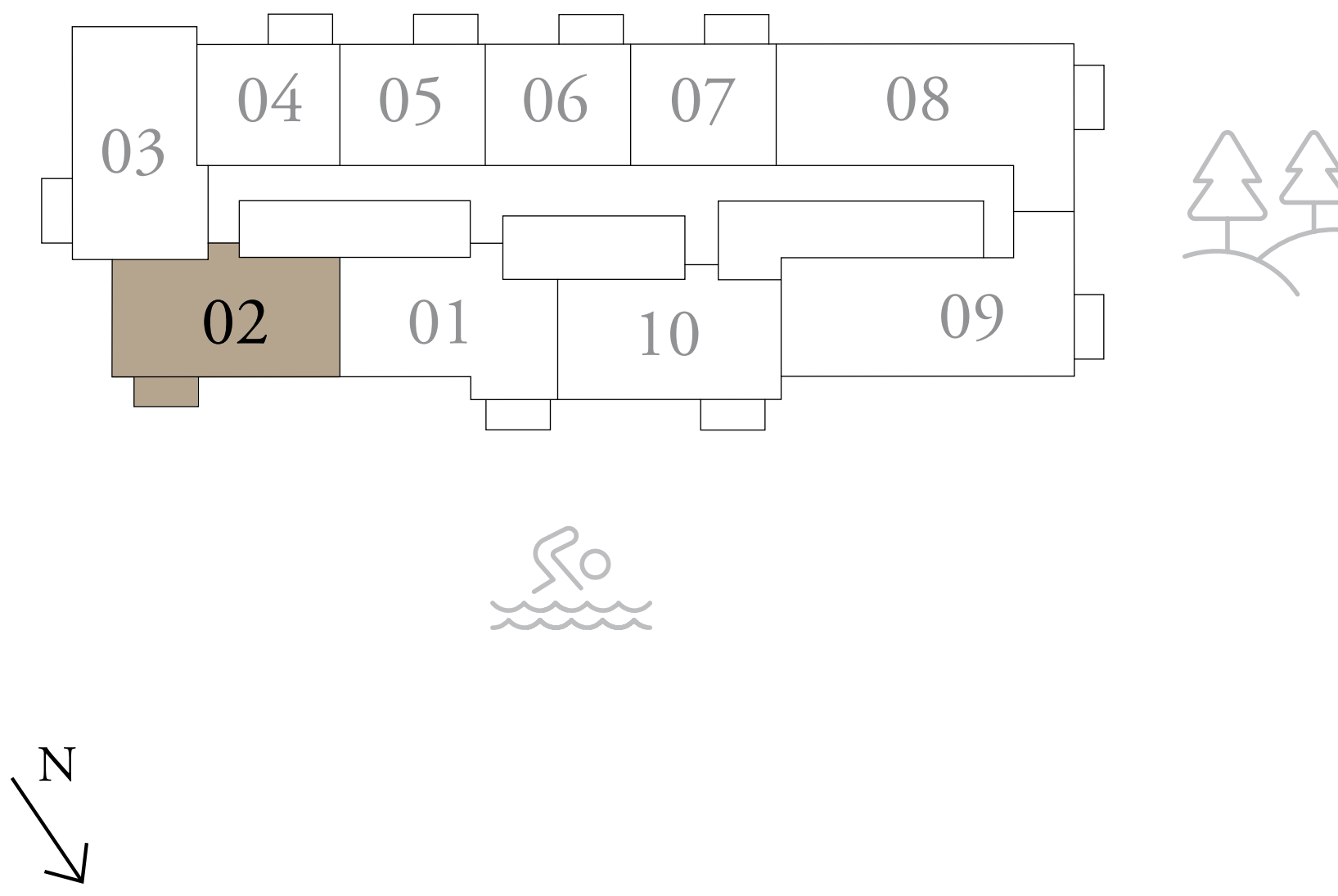
2 BEDROOM TYPE A

BUILDING 2 LEVELS 02-19 UNIT 02

SUITE AREA	945.07 SQ.FT.	87.80 SQ.M.
BALCONY AREA	68.24 SQ.FT.	6.34 SQ.M.
TOTAL AREA	1013.31 SQ.FT.	94.14 SQ.M.

KEY PLAN

KEY SECTION



TYPICAL LEVEL

FLOOR PLAN 1. All dimensions are in imperial and metric, and measured from finish to finish excluding construction tolerances. 2. All materials, dimensions, and drawings are approximate only. 3. Information is subject to change without notice, at developer's absolute discretion. 4. Actual area may vary from the stated area. 5. Drawings not to scale. 6. All images used are for illustrative purposes only and do not represent the actual size, features, specifications, fittings, and furnishings. 7. The developer reserves the right to make revisions / alterations, at it's absolute discretion, without any liability whatsoever.

PARK HORIZON

DUBAI HILLS ESTATE

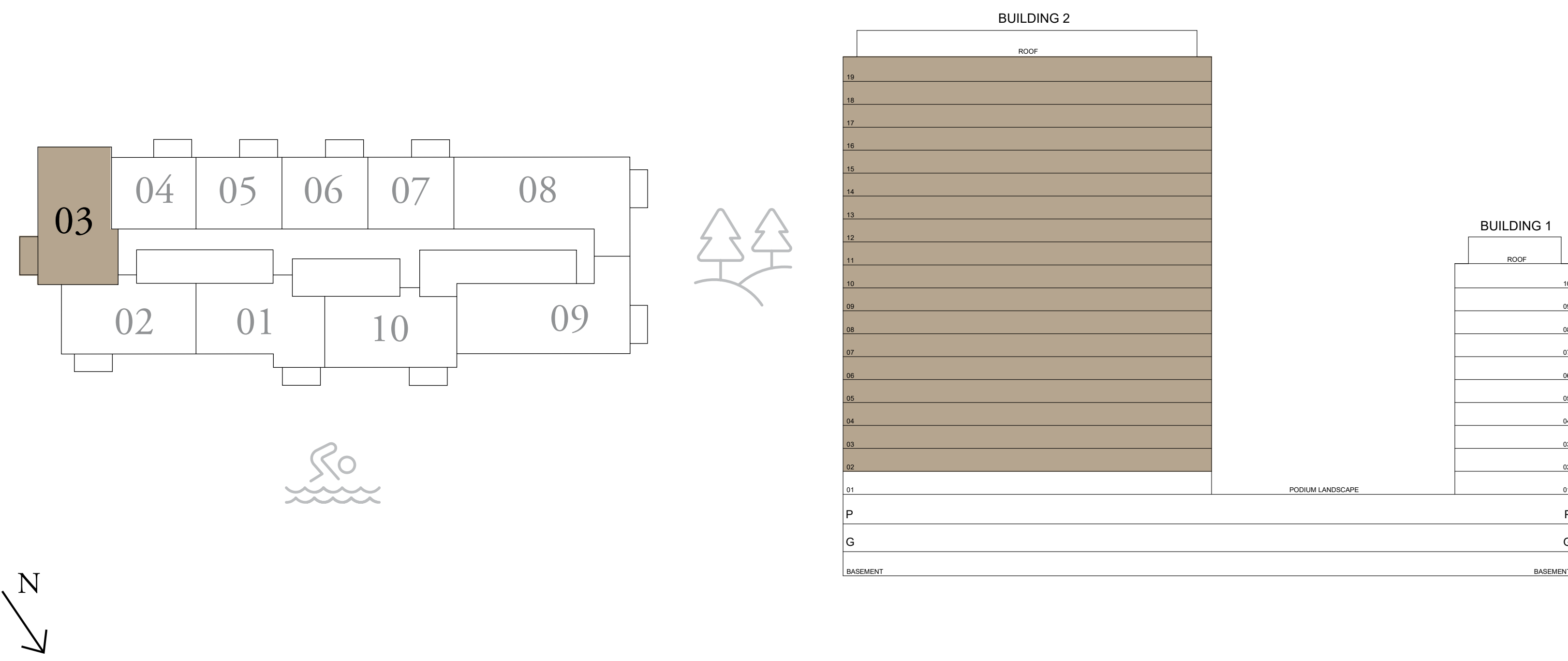
2 BEDROOM TYPE E

BUILDING 2 LEVELS 02-19 UNIT 03

SUITE AREA	961.97 SQ.FT.	89.37 SQ.M.
BALCONY AREA	74.06 SQ.FT.	6.88 SQ.M.
TOTAL AREA	1036.03 SQ.FT.	96.25 SQ.M.

KEY PLAN

KEY SECTION



TYPICAL LEVEL

FLOOR PLAN 1. All dimensions are in imperial and metric, and measured from finish to finish excluding construction tolerances. 2. All materials, dimensions, and drawings are approximate only. 3. Information is subject to change without notice, at developer's absolute discretion. 4. Actual area may vary from the stated area. 5. Drawings not to scale. 6. All images used are for illustrative purposes only and do not represent the actual size, features, specifications, fittings, and furnishings. 7. The developer reserves the right to make revisions / alterations, at its absolute discretion, without any liability whatsoever.

PARK HORIZON

DUBAI HILLS ESTATE

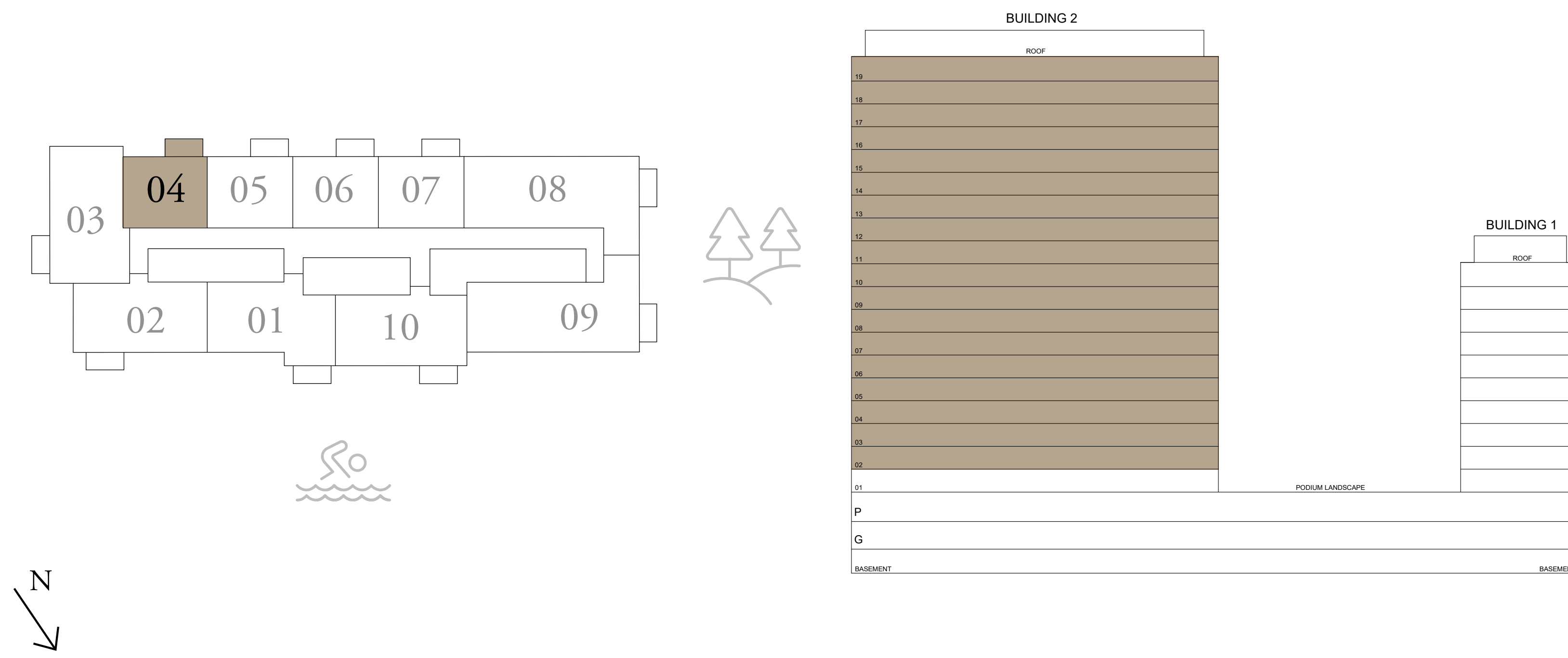
1 BEDROOM TYPE B

BUILDING 2 LEVELS 02-19 UNIT 04

SUITE AREA	583.19 SQ.FT.	54.18 SQ.M.
BALCONY AREA	70.18 SQ.FT.	6.52 SQ.M.
TOTAL AREA	653.37 SQ.FT.	60.70 SQ.M.

KEY PLAN

KEY SECTION



TYPICAL LEVEL

FLOOR PLAN 1. All dimensions are in imperial and metric, and measured from finish to finish excluding construction tolerances. 2. All materials, dimensions, and drawings are approximate only. 3. Information is subject to change without notice, at developer's absolute discretion. 4. Actual area may vary from the stated area. 5. Drawings not to scale. 6. All images used are for illustrative purposes only and do not represent the actual size, features, specifications, fittings, and furnishings. 7. The developer reserves the right to make revisions / alterations, at it's absolute discretion, without any liability whatsoever.

PARK HORIZON

DUBAI HILLS ESTATE

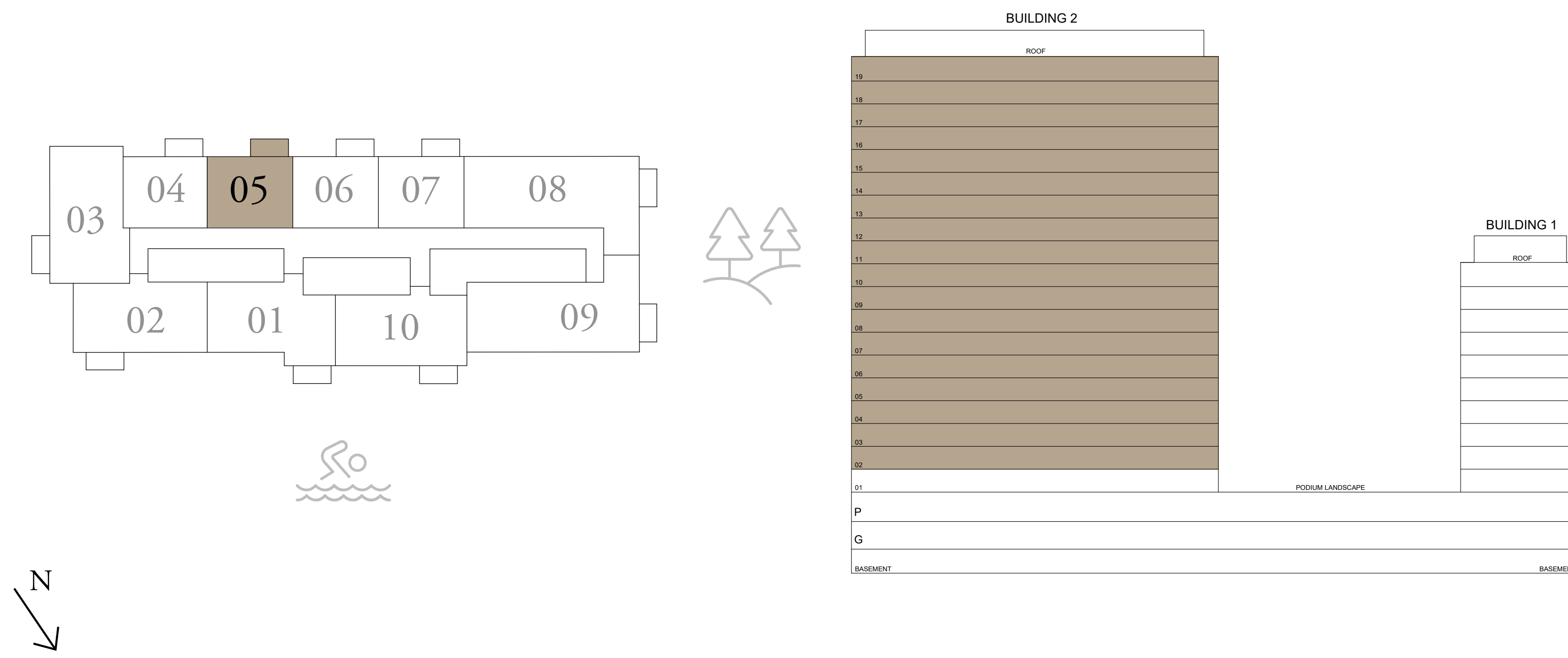
1 BEDROOM TYPE B

BUILDING 2 LEVELS 02-19 UNIT 05

SUITE AREA	583.08 SQ.FT.	54.17 SQ.M.
BALCONY AREA	70.18 SQ.FT.	6.52 SQ.M.
TOTAL AREA	653.26 SQ.FT.	60.69 SQ.M.

KEY PLAN

KEY SECTION



TYPICAL LEVEL

FLOOR PLAN 1. All dimensions are in imperial and metric, and measured from finish to finish excluding construction tolerances. 2. All materials, dimensions, and drawings are approximate only. 3. Information is subject to change without notice, at developer's absolute discretion. 4. Actual area may vary from the stated area. 5. Drawings not to scale. 6. All images used are for illustrative purposes only and do not represent the actual size, features, specifications, fittings, and furnishings. 7. The developer reserves the right to make revisions / alterations, at it's absolute discretion, without any liability whatsoever.

PARK HORIZON

DUBAI HILLS ESTATE

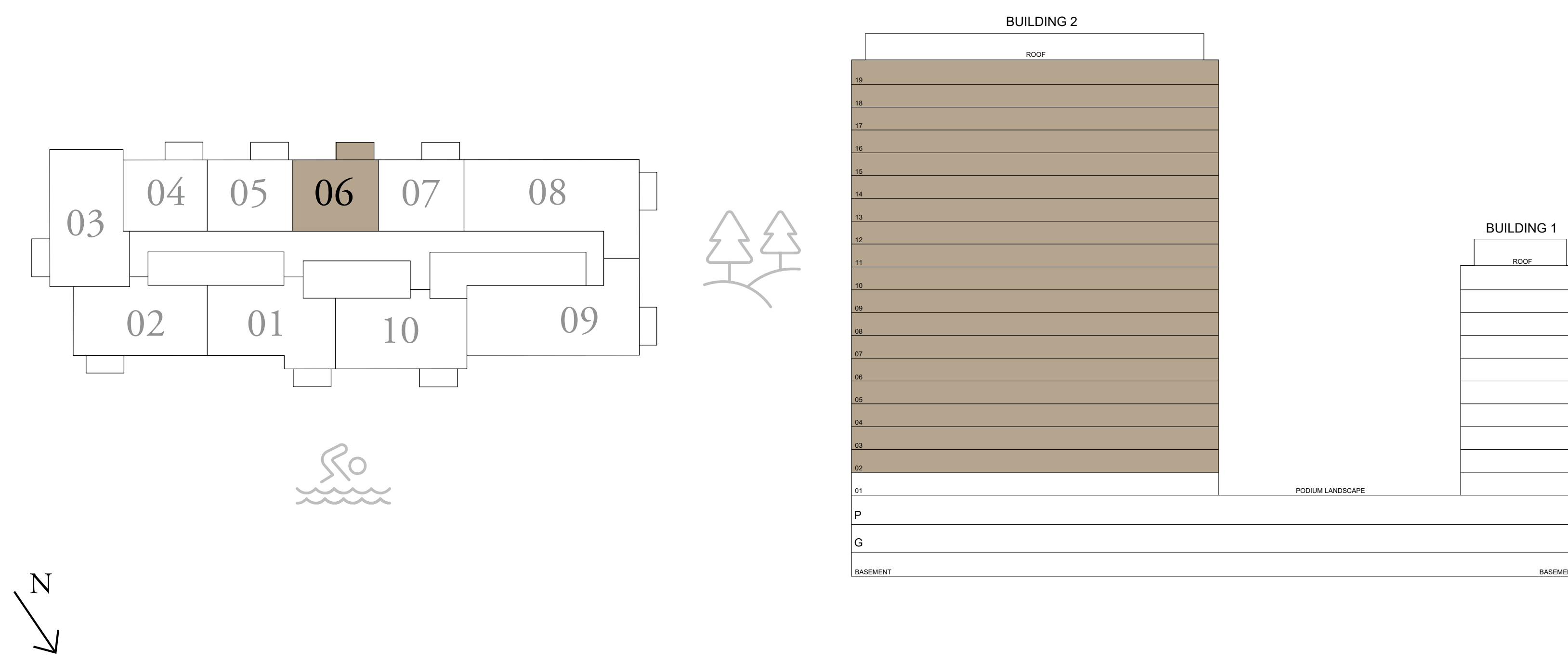
1 BEDROOM TYPE B

BUILDING 2 LEVELS 02-19 UNIT 06

SUITE AREA	583.19 SQ.FT.	54.18 SQ.M.
BALCONY AREA	70.18 SQ.FT.	6.52 SQ.M.
TOTAL AREA	653.37 SQ.FT.	60.70 SQ.M.

KEY PLAN

KEY SECTION



TYPICAL LEVEL

FLOOR PLAN 1. All dimensions are in imperial and metric, and measured from finish to finish excluding construction tolerances. 2. All materials, dimensions, and drawings are approximate only. 3. Information is subject to change without notice, at developer's absolute discretion. 4. Actual area may vary from the stated area. 5. Drawings not to scale. 6. All images used are for illustrative purposes only and do not represent the actual size, features, specifications, fittings, and furnishings. 7. The developer reserves the right to make revisions / alterations, at it's absolute discretion, without any liability whatsoever.

PARK HORIZON

DUBAI HILLS ESTATE

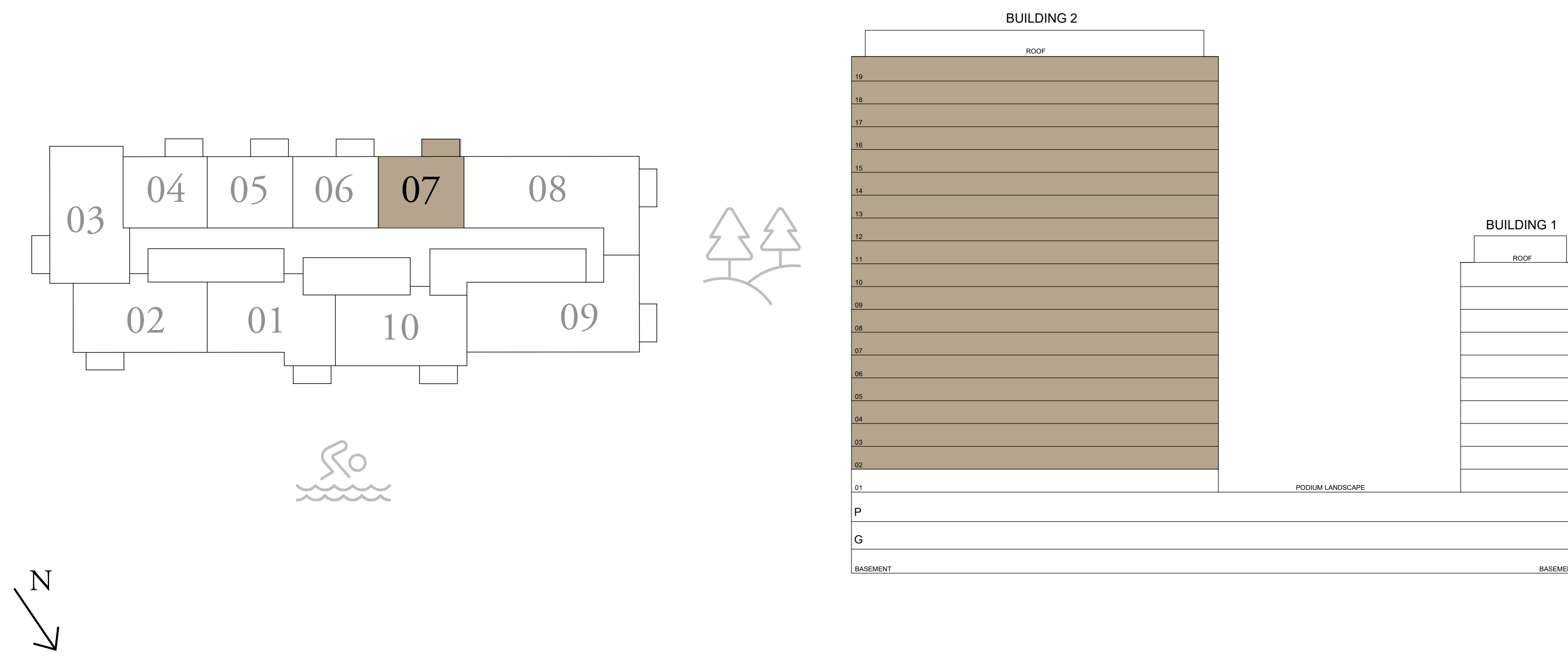
1 BEDROOM TYPE B

BUILDING 2 LEVELS 02-19 UNIT 07

SUITE AREA	583.19 SQ.FT.	54.18 SQ.M.
BALCONY AREA	70.18 SQ.FT.	6.52 SQ.M.
TOTAL AREA	653.37 SQ.FT.	60.70 SQ.M.

KEY PLAN

KEY SECTION



TYPICAL LEVEL

FLOOR PLAN 1. All dimensions are in imperial and metric, and measured from finish to finish excluding construction tolerances. 2. All materials, dimensions, and drawings are approximate only. 3. Information is subject to change without notice, at developer's absolute discretion. 4. Actual area may vary from the stated area. 5. Drawings not to scale. 6. All images used are for illustrative purposes only and do not represent the actual size, features, specifications, fittings, and furnishings. 7. The developer reserves the right to make revisions / alterations, at it's absolute discretion, without any liability whatsoever.

PARK HORIZON

DUBAI HILLS ESTATE

3 BEDROOM TYPE A

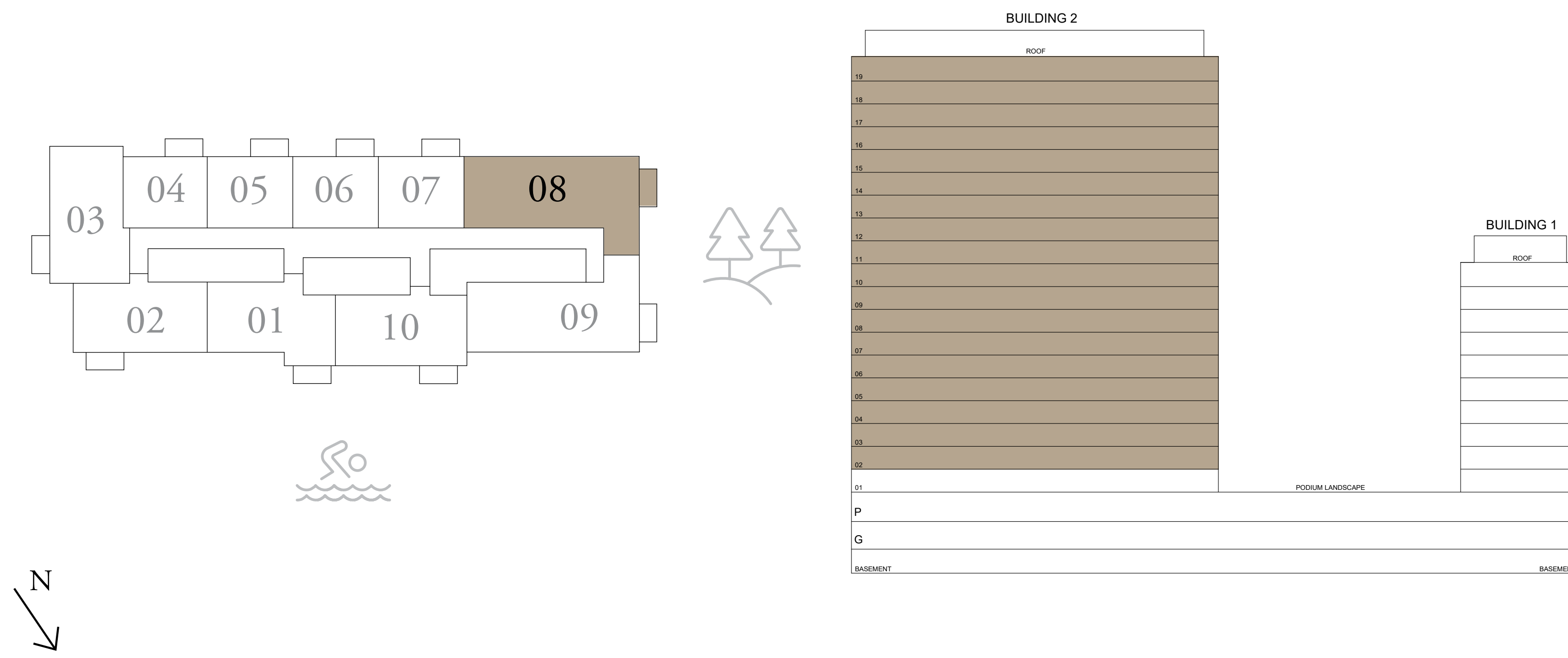
BUILDING 2 LEVELS 02-19 UNIT 08

SUITE AREA	1281.98 SQ.FT.	119.10 SQ.M.
BALCONY AREA	74.06 SQ.FT.	6.88 SQ.M.
TOTAL AREA	1356.04 SQ.FT.	125.98 SQ.M.



KEY PLAN

KEY SECTION



TYPICAL LEVEL

FLOOR PLAN 1. All dimensions are in imperial and metric, and measured from finish to finish excluding construction tolerances. 2. All materials, dimensions, and drawings are approximate only. 3. Information is subject to change without notice, at developer's absolute discretion. 4. Actual area may vary from the stated area. 5. Drawings not to scale. 6. All images used are for illustrative purposes only and do not represent the actual size, features, specifications, fittings, and furnishings. 7. The developer reserves the right to make revisions / alterations, at it's absolute discretion, without any liability whatsoever.

PARK HORIZON

DUBAI HILLS ESTATE

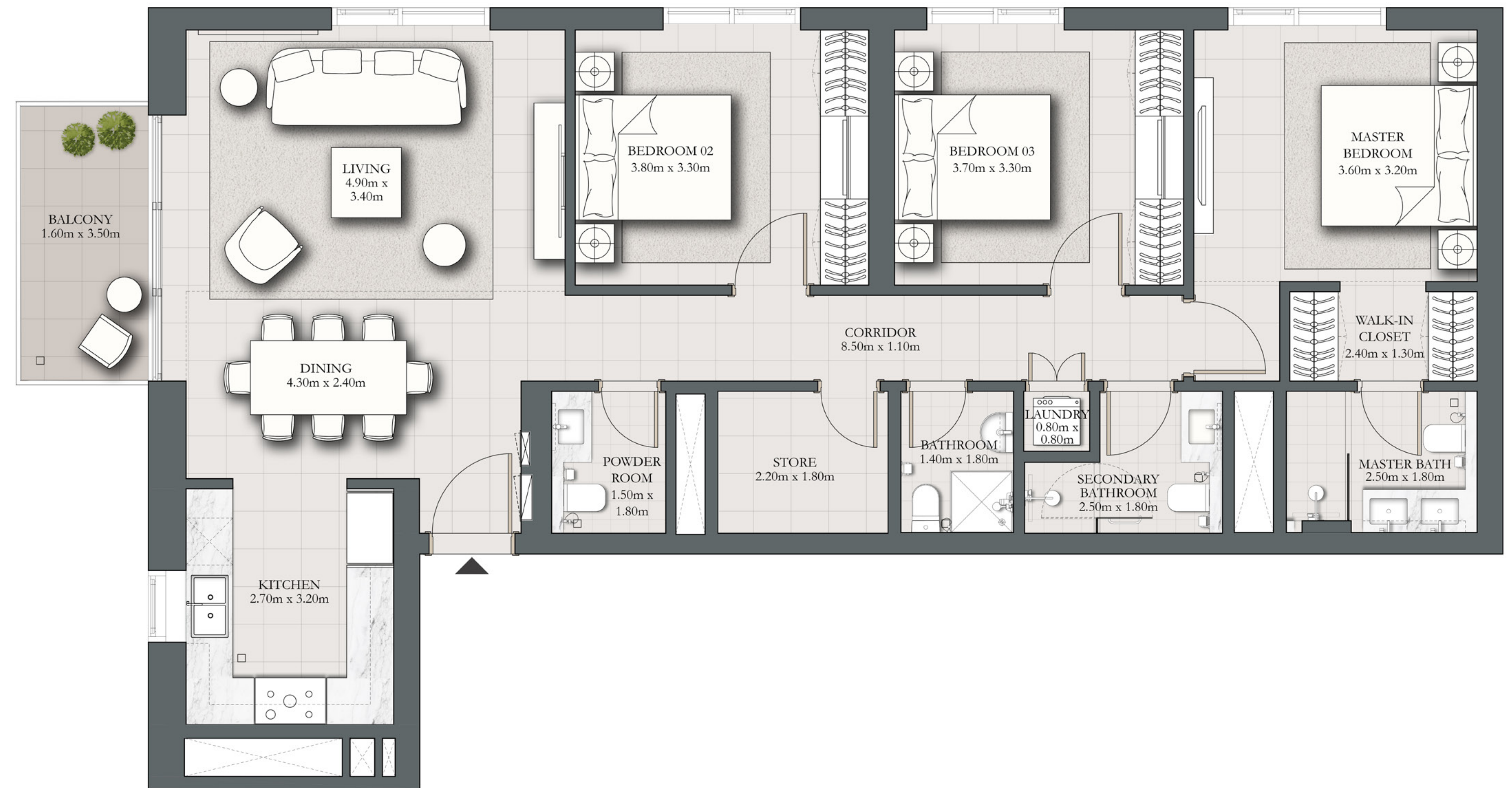
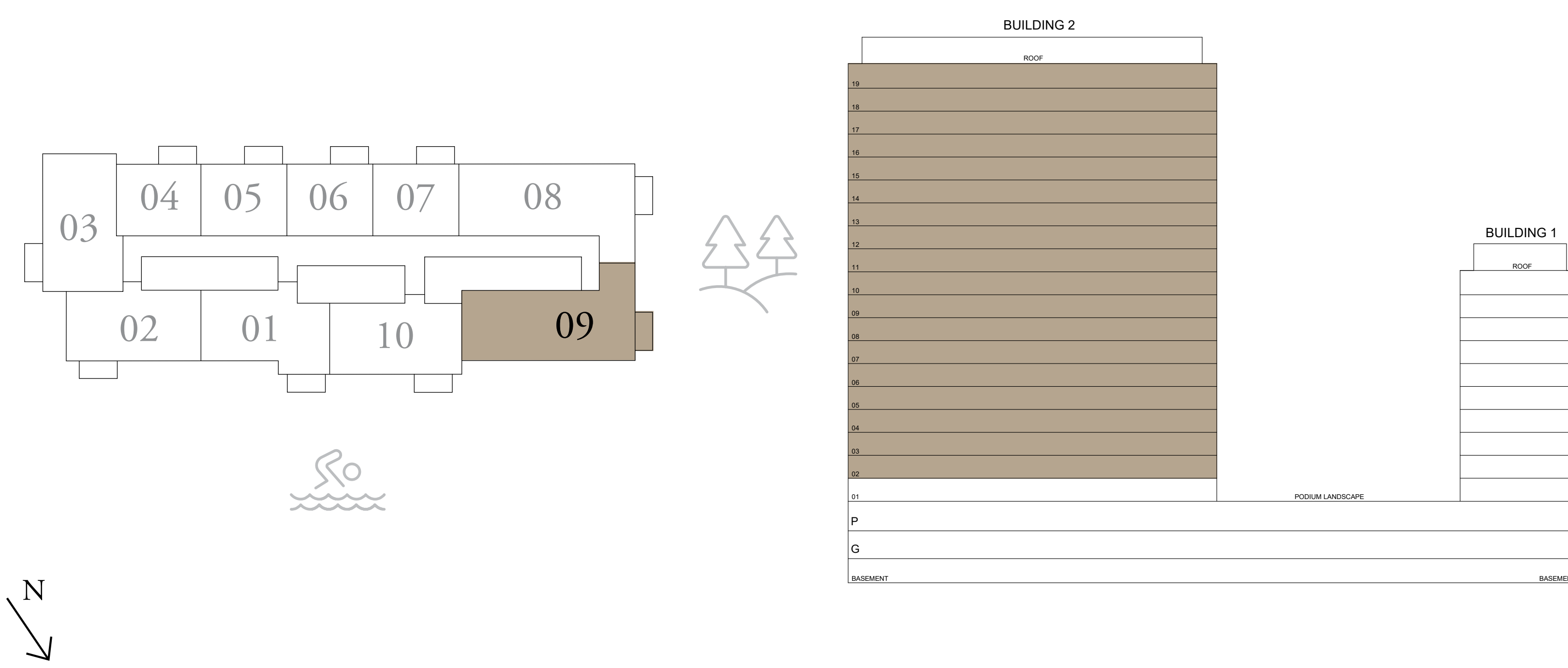
3 BEDROOM TYPE A2

BUILDING 2 LEVELS 02-19 UNIT 09

SUITE AREA	1292.74 SQ.FT.	120.10 SQ.M.
BALCONY AREA	74.06 SQ.FT.	6.88 SQ.M.
TOTAL AREA	1366.80 SQ.FT.	126.98 SQ.M.

KEY PLAN

KEY SECTION



TYPICAL LEVEL

FLOOR PLAN 1. All dimensions are in imperial and metric, and measured from finish to finish excluding construction tolerances. 2. All materials, dimensions, and drawings are approximate only. 3. Information is subject to change without notice, at developer's absolute discretion. 4. Actual area may vary from the stated area. 5. Drawings not to scale. 6. All images used are for illustrative purposes only and do not represent the actual size, features, specifications, fittings, and furnishings. 7. The developer reserves the right to make revisions / alterations, at it's absolute discretion, without any liability whatsoever.

PARK HORIZON

DUBAI HILLS ESTATE

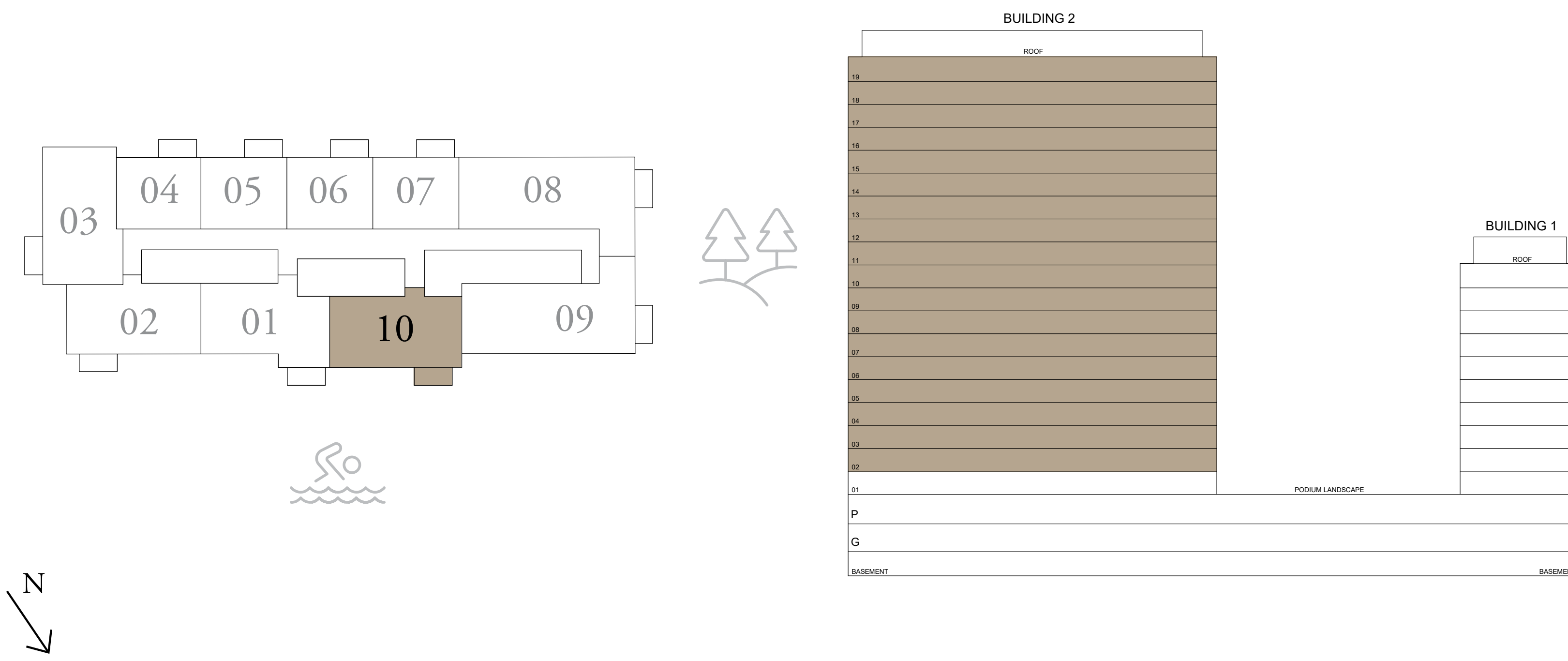
2 BEDROOM TYPE D

BUILDING 2 LEVELS 02-19 UNIT 10

SUITE AREA	935.81 SQ.FT.	86.94 SQ.M.
BALCONY AREA	68.24 SQ.FT.	6.34 SQ.M.
TOTAL AREA	1004.06 SQ.FT.	93.28 SQ.M.

KEY PLAN

KEY SECTION



TYPICAL LEVEL

FLOOR PLAN 1. All dimensions are in imperial and metric, and measured from finish to finish excluding construction tolerances. 2. All materials, dimensions, and drawings are approximate only. 3. Information is subject to change without notice, at developer's absolute discretion. 4. Actual area may vary from the stated area. 5. Drawings not to scale. 6. All images used are for illustrative purposes only and do not represent the actual size, features, specifications, fittings, and furnishings. 7. The developer reserves the right to make revisions / alterations, at it's absolute discretion, without any liability whatsoever.