

FLOOR PLANS

# SO LAY A

# CLASSIC RESIDENCES

2, 3, 4, AND 5-BEDROOMS

Ranging from 1,988 to 7,642 sq. ft., these open-plan, two to five bedroom residences create a mood of coastal calm. Floor-to-ceiling windows flood each home with natural light and frame breathtaking sea views.

# 2-Bedroom

## KEY FEATURES

Equipped with staff rooms

Include two terraces




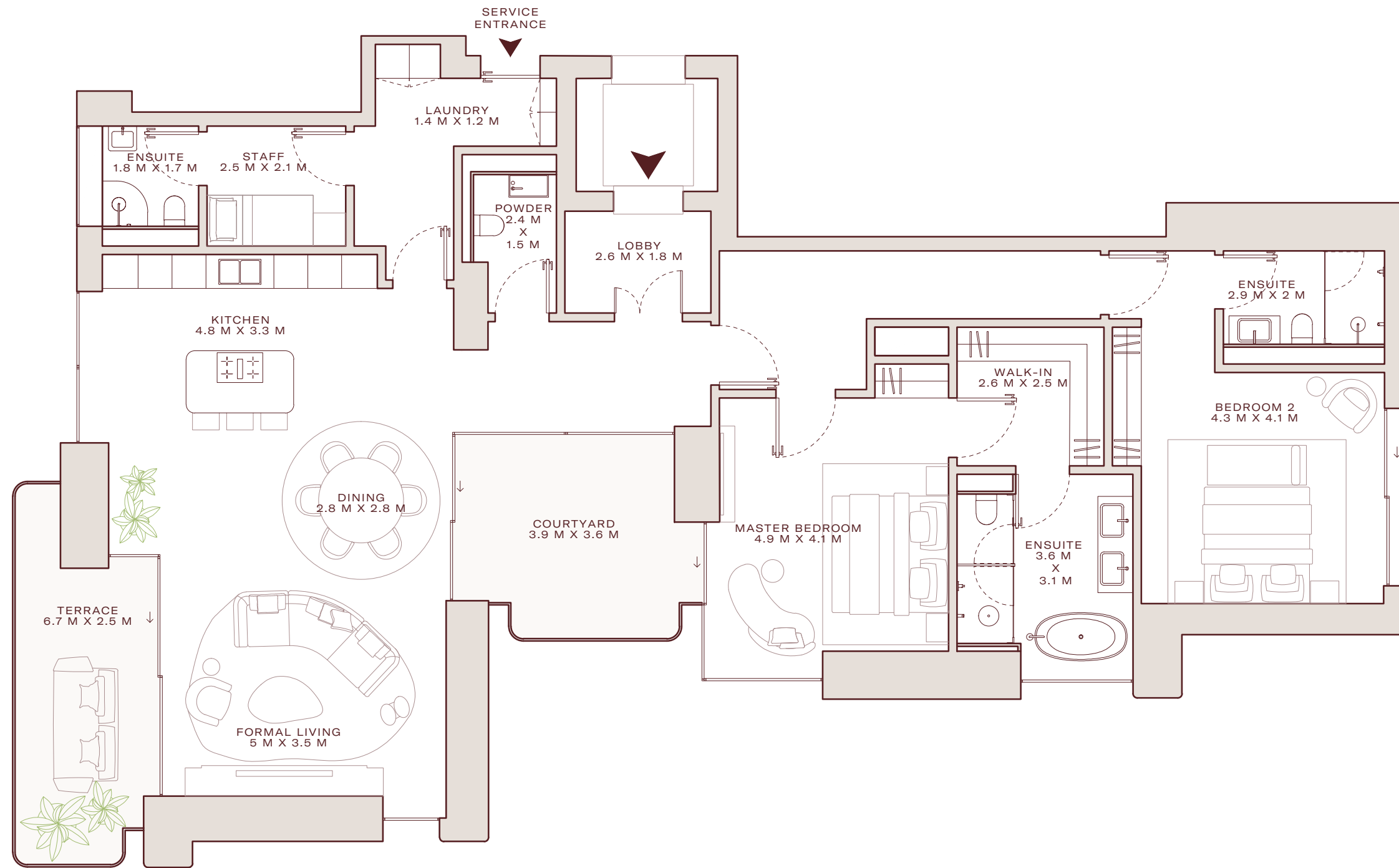
# 2-Bedroom

Type A



# SOLAYA

A PRIVATE COLLECTION



BUILDING 1

Unit 103, 203

BUILDING 2

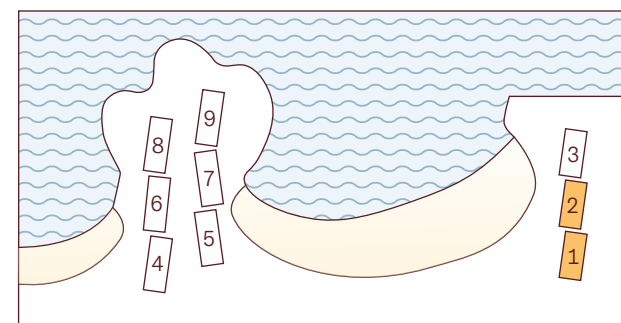
Unit 103, 203, 303

AREAS

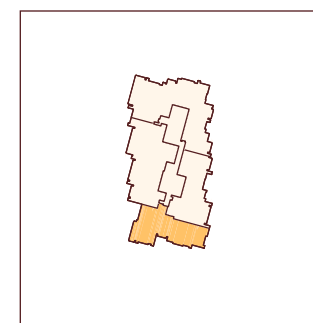
Interior 1,977 SqFt  
Terrace 332 SqFt  
Total 2,308 SqFt



MASTERPLAN



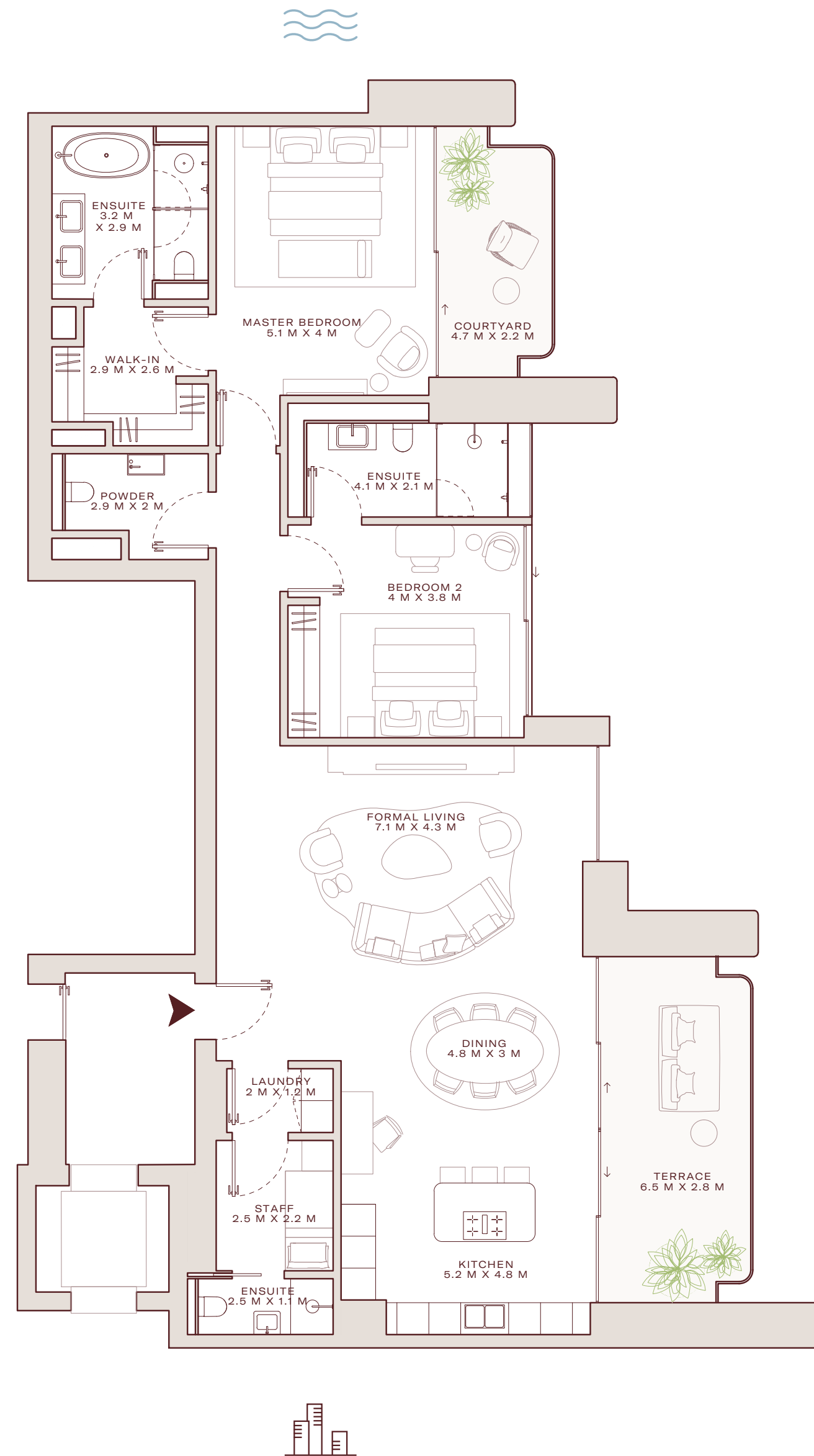
BUILDING FLOORPLATE




Disclaimer: Plans, details and unit orientation included are indicative only and are subject to change by the developer/seller at its sole discretion without notice and/or liability. All images, including swimming pools and landscape features, interior and exterior features, finishes, furnishings, view and scale are illustrative only. Final areas, orientation, dimensions, layout and materials may differ from those stated.

# 2-Bedroom

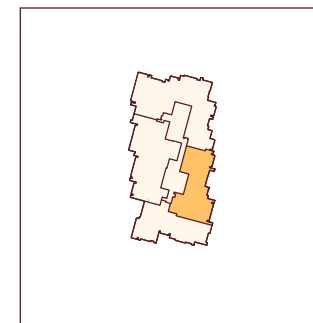
Type B



MASTERPLAN



BUILDING FLOORPLATE



Plan Area does not include Elevator Lobby.  
 Disclaimer: Plans, details and unit orientation included are indicative only and are subject to change by the developer/seller at its sole discretion without notice and/or liability. All images, including swimming pools and landscape features, interior and exterior features, finishes, furnishings, view and scale are illustrative only. Final areas, orientation, dimensions, layout and materials may differ from those stated.

# SOLAYA

A PRIVATE COLLECTION

BUILDING 1

Unit 104, 204

BUILDING 2

Unit 104, 204, 304

AREAS

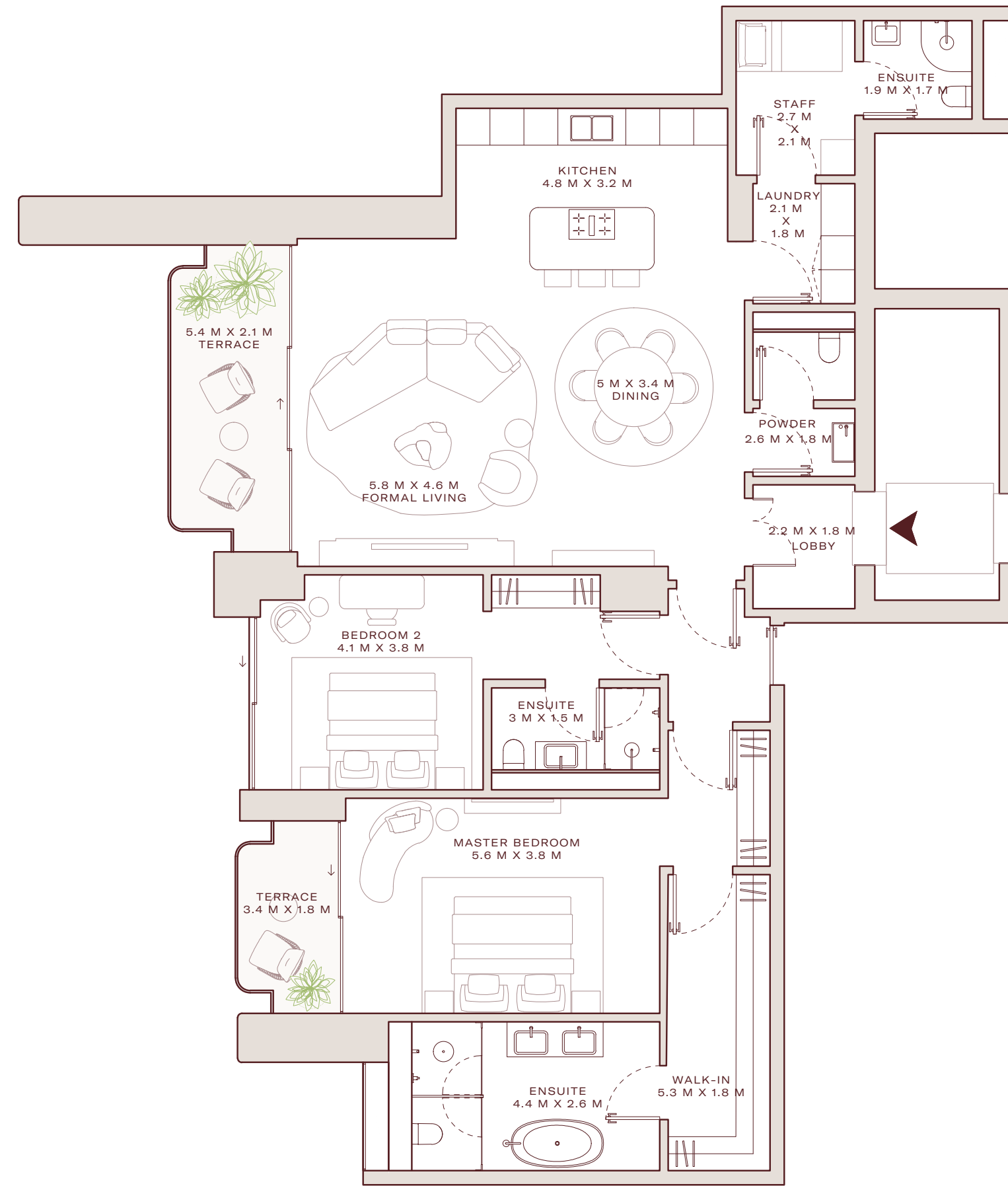
Interior 1,808 SqFt  
 Terrace 337 SqFt  
 Total 2,145 SqFt




Brookfield Properties

# 2-Bedroom

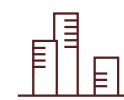
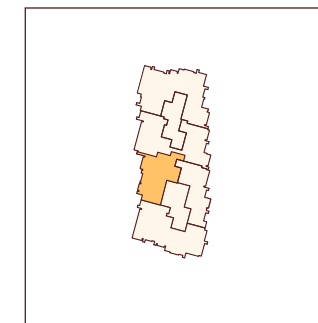
Type C



MASTERPLAN



BUILDING FLOORPLATE



# SOLAYA

A PRIVATE COLLECTION

BUILDING 3

Unit 103, 203

AREAS

Interior 1,842 SqFt  
 Terrace 208 SqFt  
 Total 2,050 SqFt

Disclaimer: Plans, details and unit orientation included are indicative only and are subject to change by the developer/seller at its sole discretion without notice and/or liability. All images, including swimming pools and landscape features, interior and exterior features, finishes, furnishings, view and scale are illustrative only. Final areas, orientation, dimensions, layout and materials may differ from those stated.

# 2-Bedroom

Type D



# SOLAYA

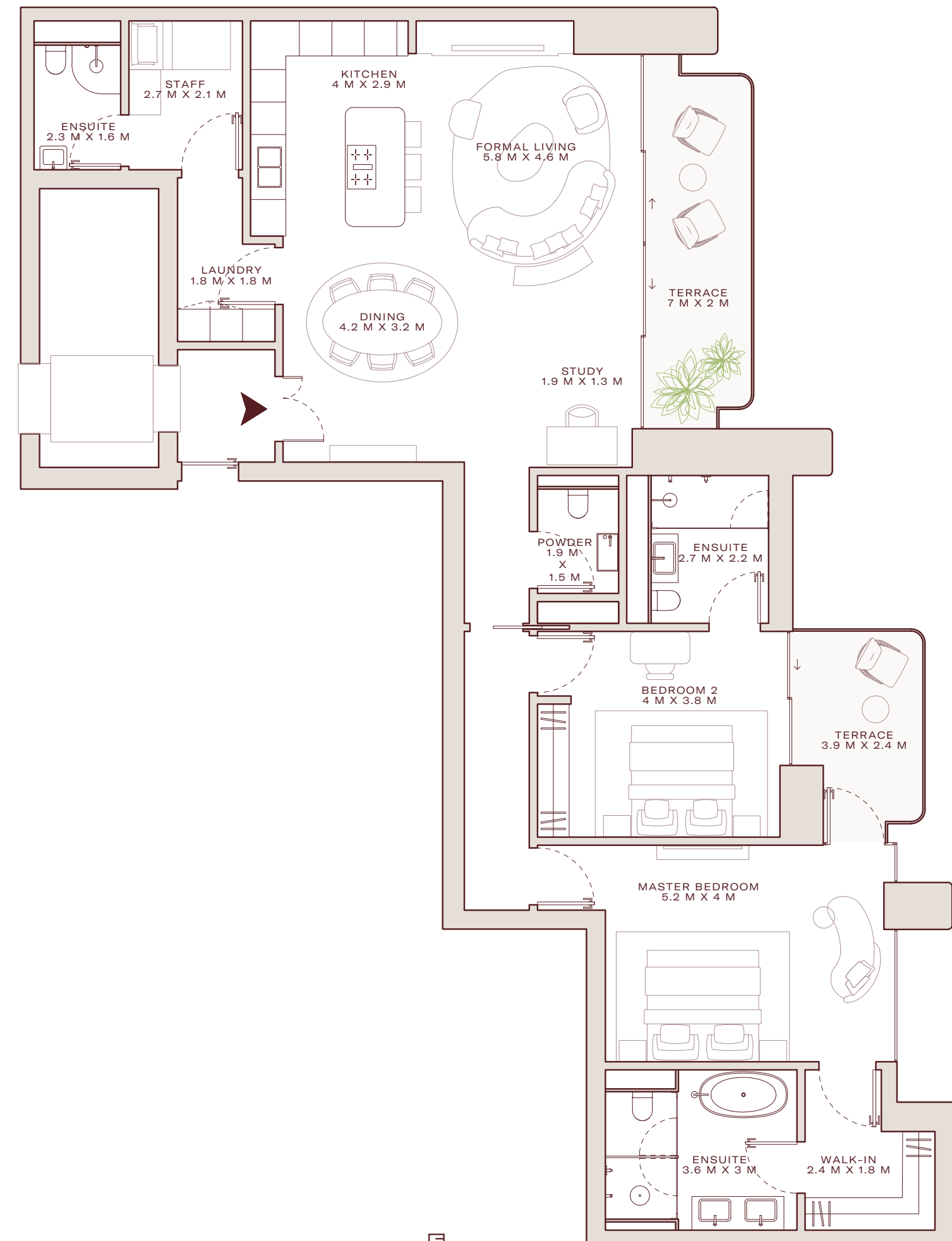
A PRIVATE COLLECTION

BUILDING 3


Unit 105, 205

AREAS

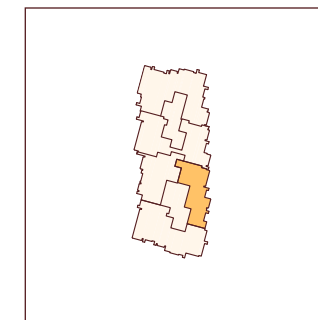
Interior 1,730 SqFt  
 Terrace 258 SqFt  
 Total 1,988 SqFt



MASTERPLAN



BUILDING FLOORPLATE



Plan Area does not include Elevator Lobby.  
 Disclaimer: Plans, details and unit orientation included are indicative only and are subject to change by the developer/seller at its sole discretion without notice and/or liability. All images, including swimming pools and landscape features, interior and exterior features, finishes, furnishings, view and scale are illustrative only. Final areas, orientation, dimensions, layout and materials may differ from those stated.

# 2-Bedroom

Type A



# SOLAYA

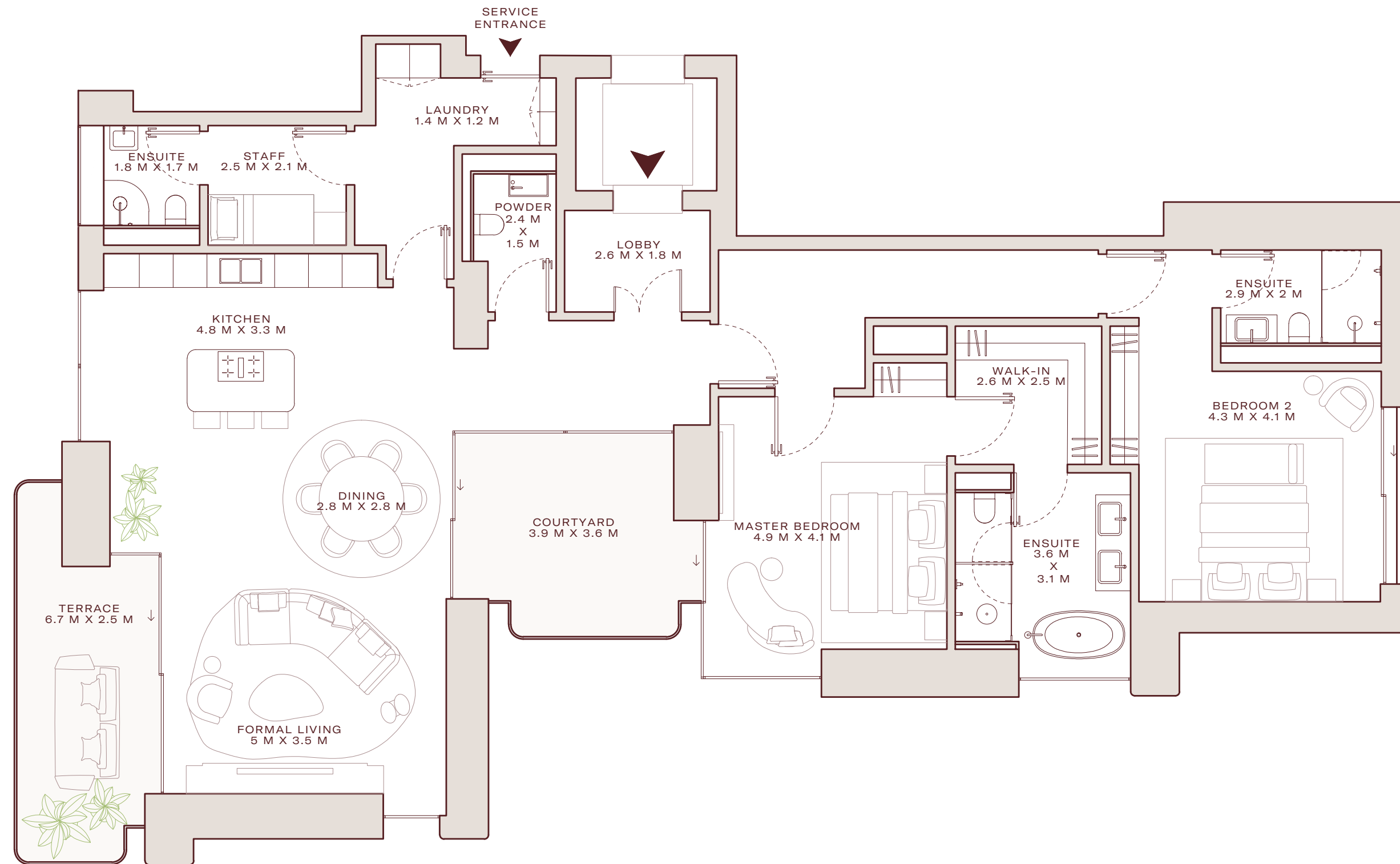
A PRIVATE COLLECTION

BUILDING 4


Unit 103, 203

AREAS

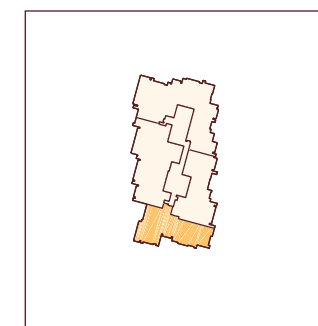
Interior 1,976 SqFt  
Terrace 332 SqFt  
Total 2,308 SqFt



MASTERPLAN



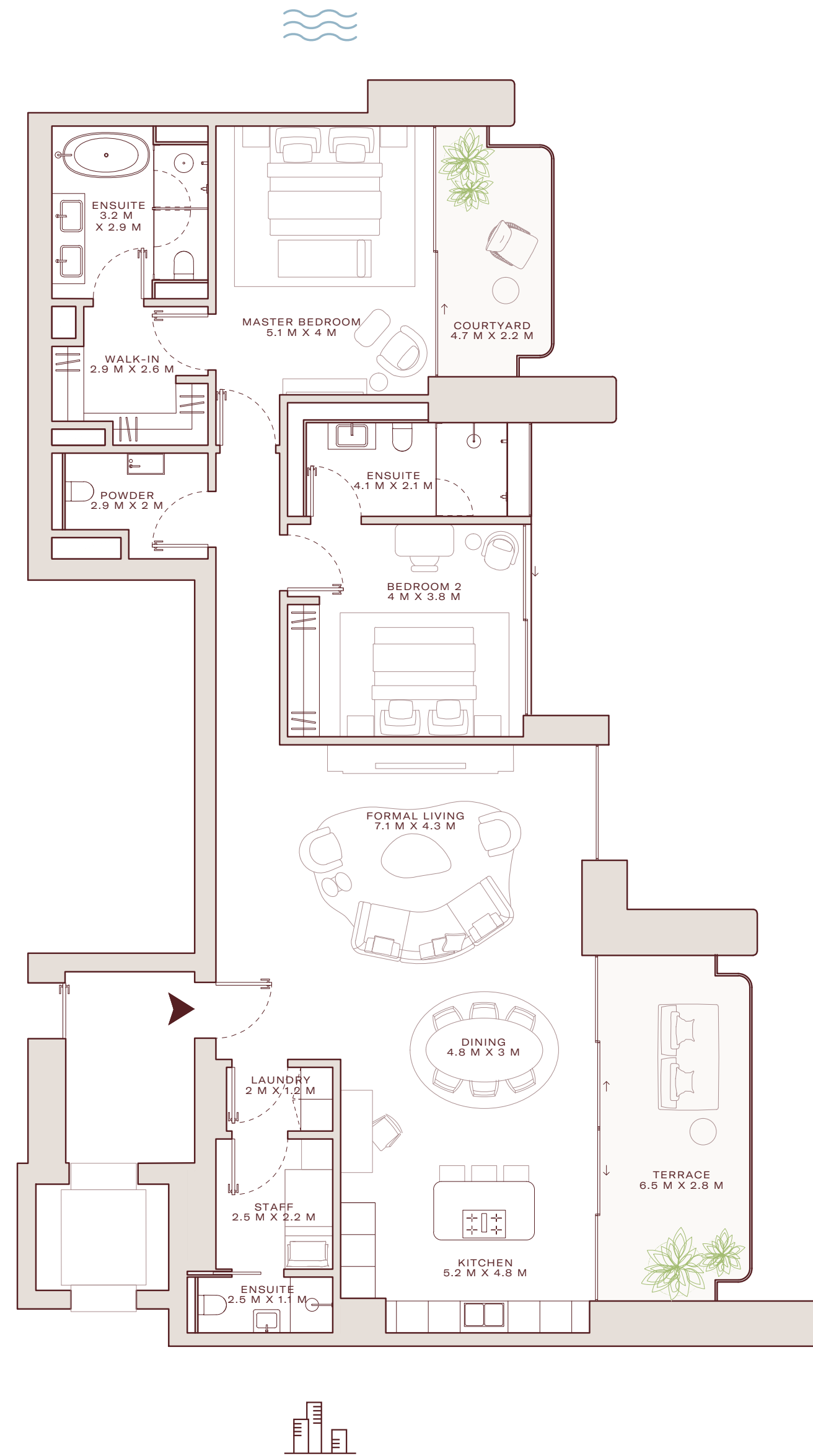
BUILDING FLOORPLATE




Disclaimer: Plans, details and unit orientation included are indicative only and are subject to change by the developer/seller at its sole discretion without notice and/or liability. All images, including swimming pools and landscape features, interior and exterior features, finishes, furnishings, view and scale are illustrative only. Final areas, orientation, dimensions, layout and materials may differ from those stated.

# 2-Bedroom

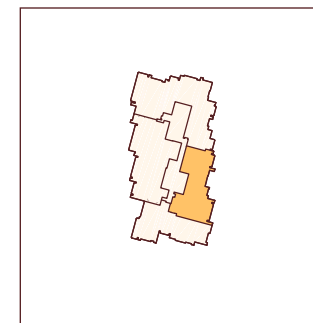
Type B



MASTERPLAN



BUILDING FLOORPLATE



Plan Area does not include Elevator Lobby.  
 Disclaimer: Plans, details and unit orientation included are indicative only and are subject to change by the developer/seller at its sole discretion without notice and/or liability. All images, including swimming pools and landscape features, interior and exterior features, finishes, furnishings, view and scale are illustrative only. Final areas, orientation, dimensions, layout and materials may differ from those stated.

# SOLAYA

A PRIVATE COLLECTION

BUILDING 4

Unit 104, 204

AREAS

Interior 1,812 SqFt

Terrace 337 SqFt

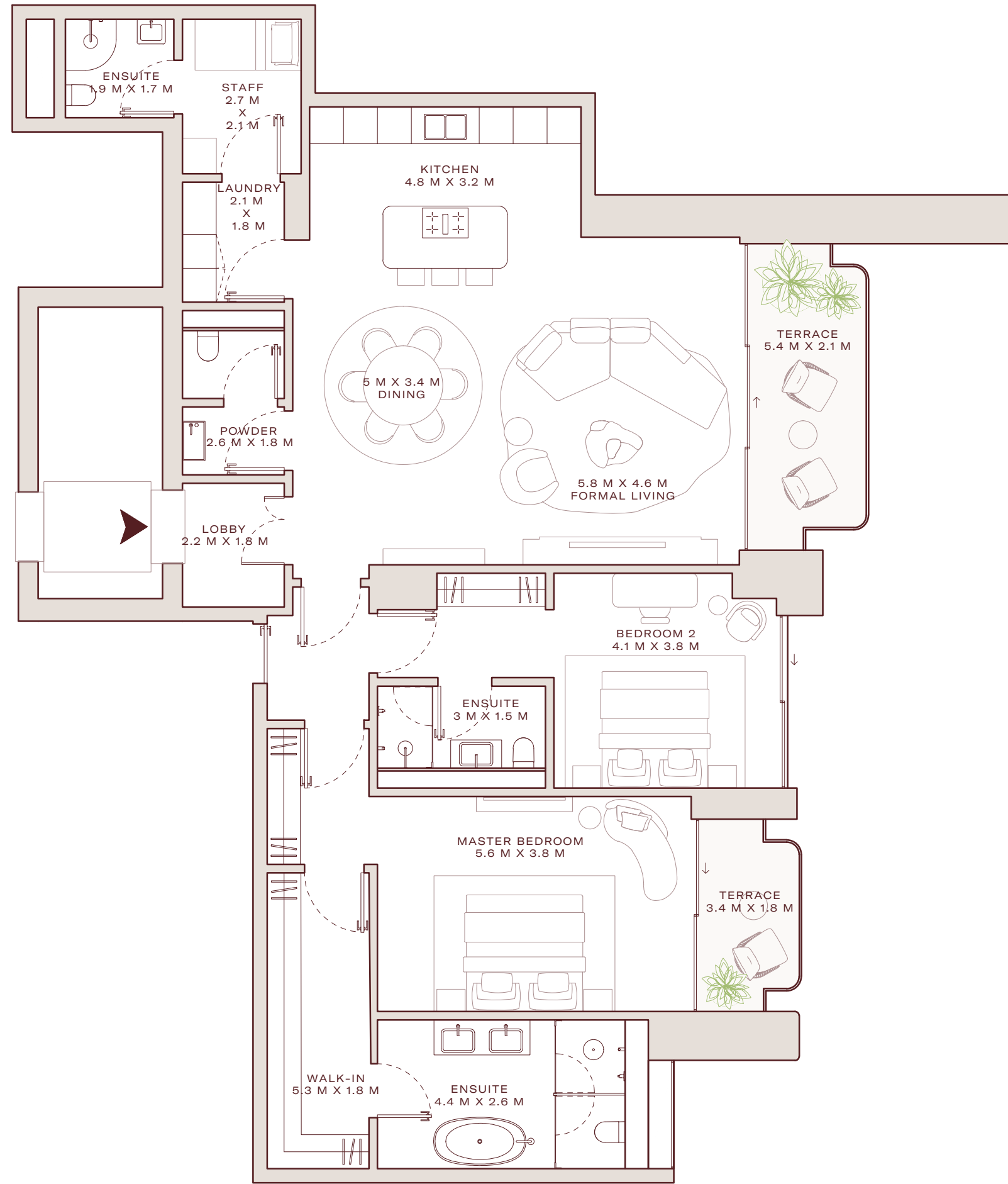
Total 2,149 SqFt



Brookfield Properties

# 2-Bedroom

Type C



# SOLAYA

A PRIVATE COLLECTION

BUILDING 5


Unit 103, 203, 303

AREAS

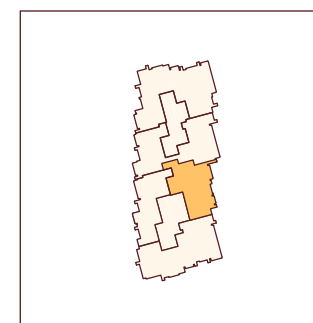
Interior 1,836 SqFt  
 Terrace 207 SqFt  
 Total 2,043 SqFt



MASTERPLAN



BUILDING FLOORPLATE



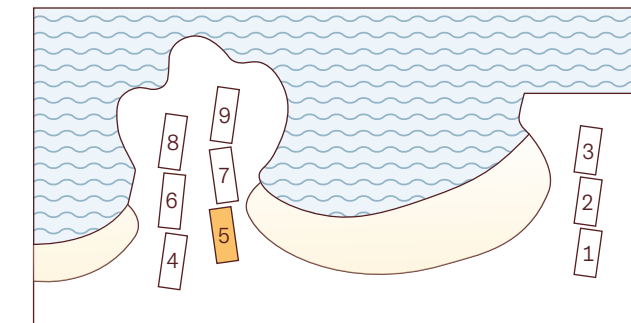
Disclaimer: Plans, details and unit orientation included are indicative only and are subject to change by the developer/seller at its sole discretion without notice and/or liability. All images, including swimming pools and landscape features, interior and exterior features, finishes, furnishings, view and scale are illustrative only. Final areas, orientation, dimensions, layout and materials may differ from those stated.

# 2-Bedroom

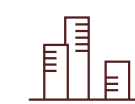
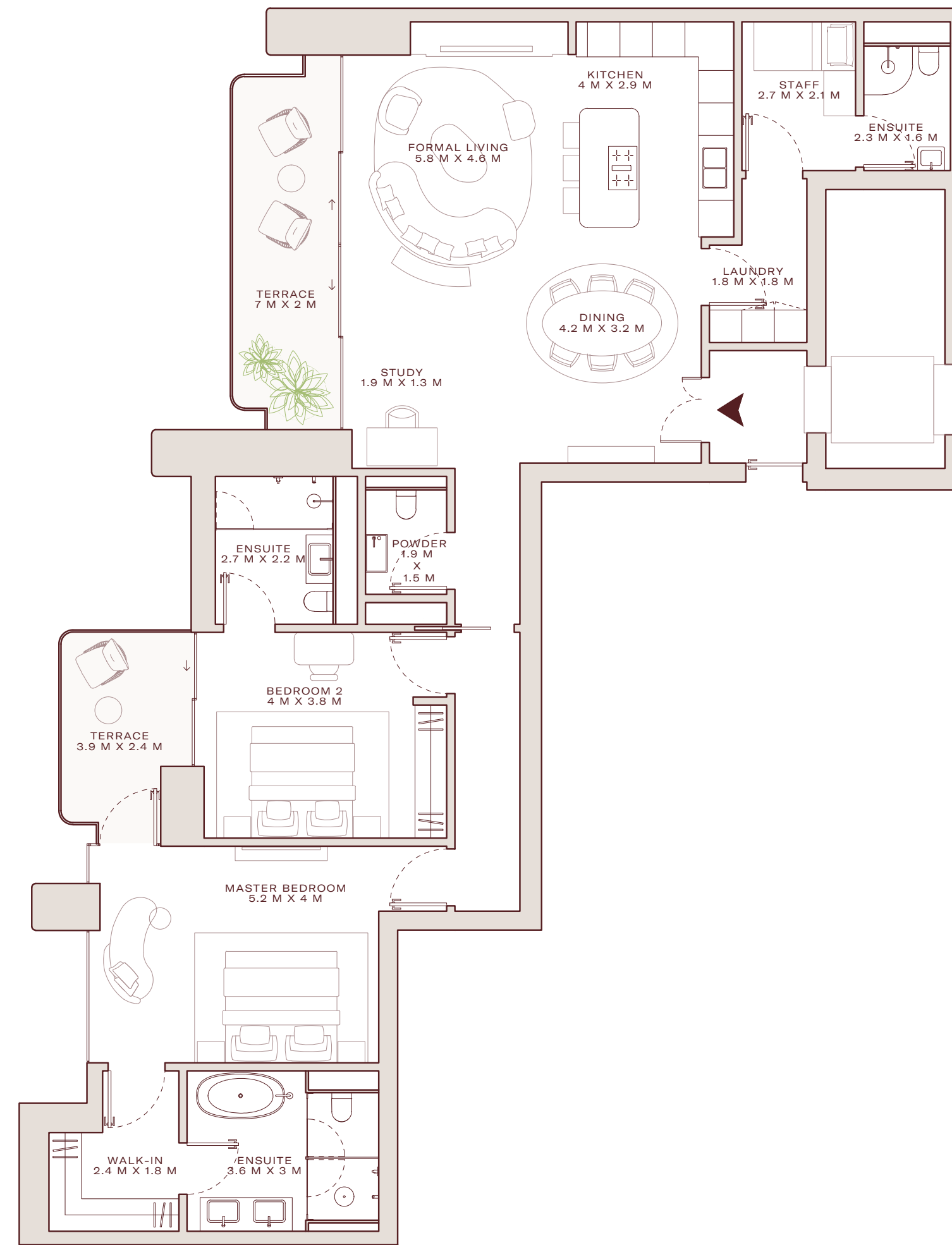
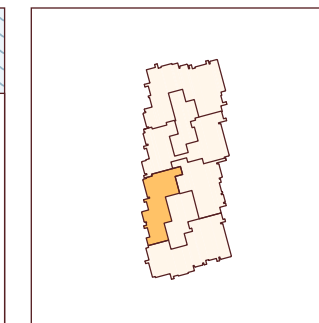
Type D



MASTERPLAN



BUILDING FLOORPLATE



Plan Area does not include Elevator Lobby.  
 Disclaimer: Plans, details and unit orientation included are indicative only and are subject to change by the developer/seller at its sole discretion without notice and/or liability. All images, including swimming pools and landscape features, interior and exterior features, finishes, furnishings, view and scale are illustrative only. Final areas, orientation, dimensions, layout and materials may differ from those stated.

# SOLAYA

A PRIVATE COLLECTION

BUILDING 5

Unit 105, 205, 305

AREAS

Interior 1,724 SqFt

Terrace 258 SqFt

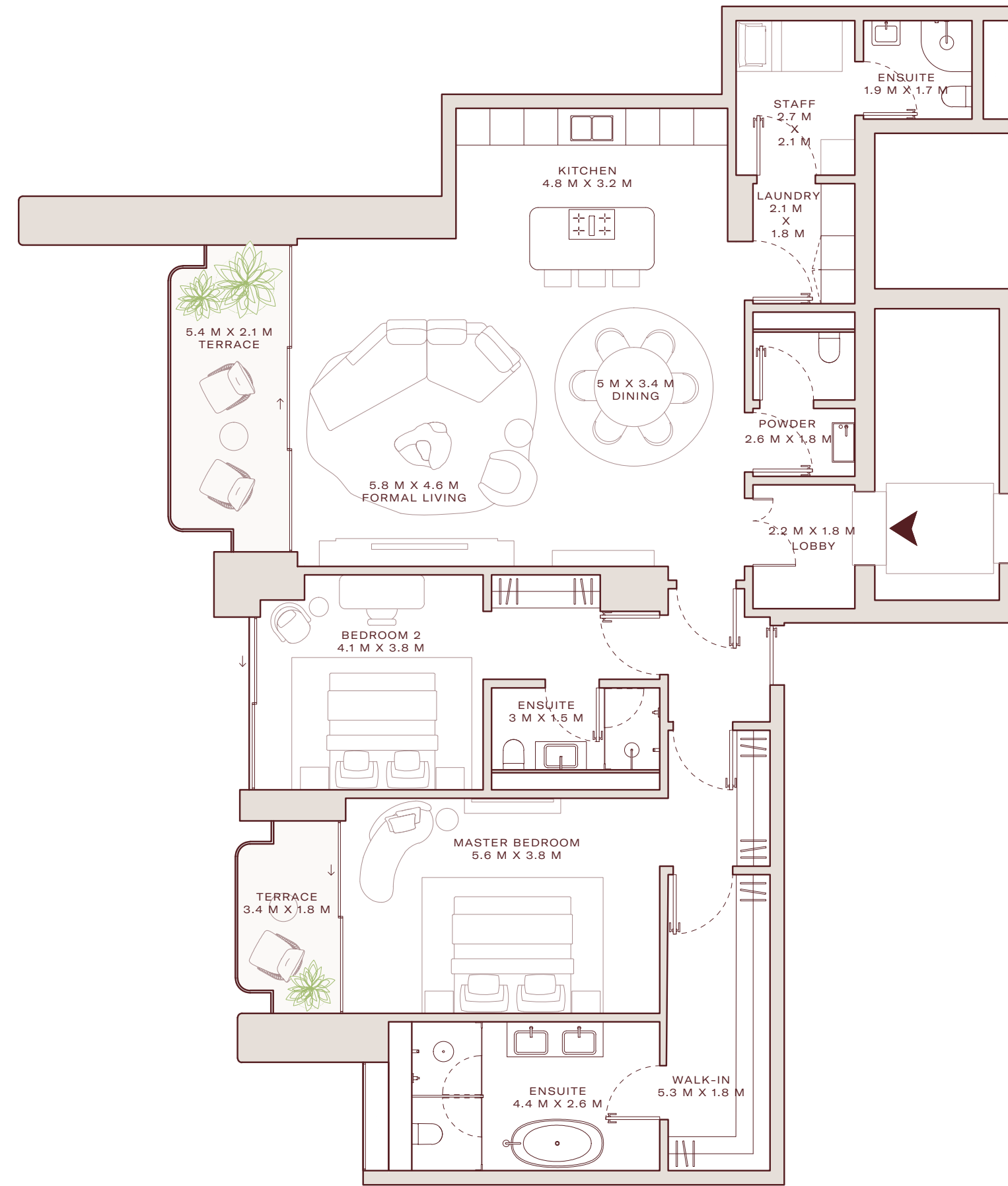
Total 1,982 SqFt




**Brookfield**  
Properties

# 2-Bedroom

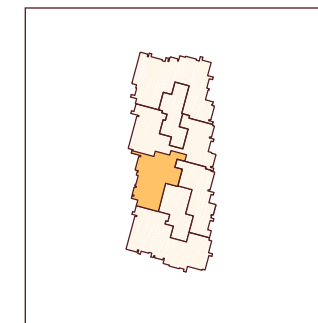
Type C



MASTERPLAN



BUILDING FLOORPLATE



Disclaimer: Plans, details and unit orientation included are indicative only and are subject to change by the developer/seller at its sole discretion without notice and/or liability. All images, including swimming pools and landscape features, interior and exterior features, finishes, furnishings, view and scale are illustrative only. Final areas, orientation, dimensions, layout and materials may differ from those stated.

# SOLAYA

A PRIVATE COLLECTION

BUILDING 6

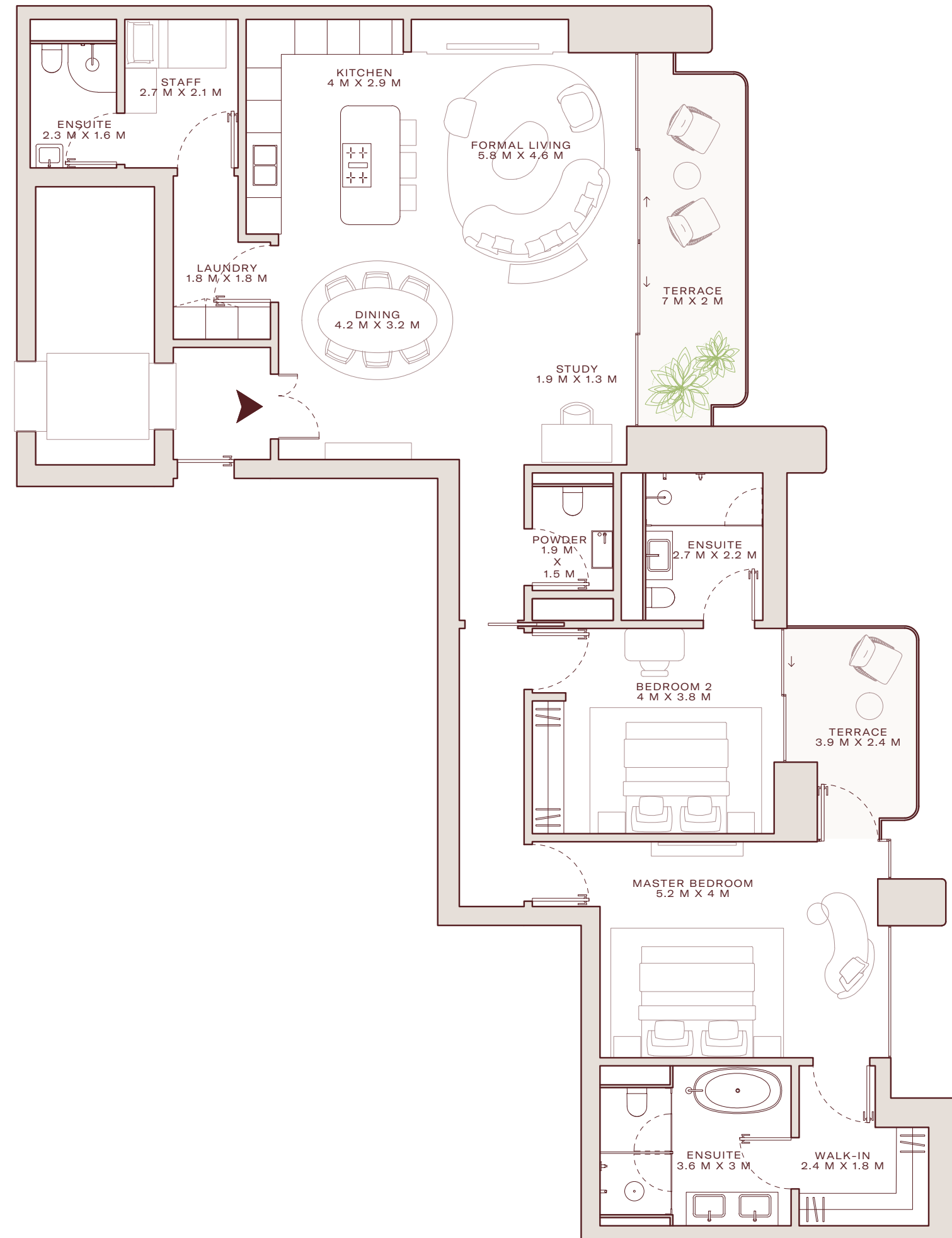
Unit 103, 203, 303

AREAS

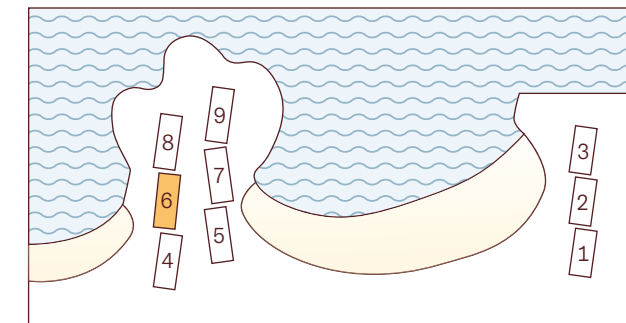
Interior 1,842 SqFt  
 Terrace 208 SqFt  
 Total 2,050 SqFt

# 2-Bedroom

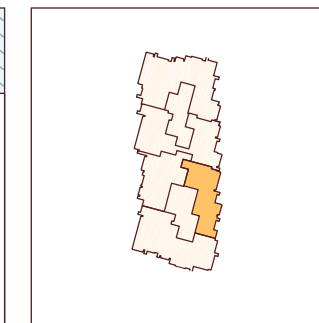
Type D



MASTERPLAN



BUILDING FLOORPLATE



Plan Area does not include Elevator Lobby.  
Disclaimer: Plans, details and unit orientation included are indicative only and are subject to change by the developer/seller at its sole discretion without notice and/or liability. All images, including swimming pools and landscape features, interior and exterior features, finishes, furnishings, view and scale are illustrative only. Final areas, orientation, dimensions, layout and materials may differ from those stated.

# SOLAYA

A PRIVATE COLLECTION

BUILDING 6

Unit 105, 205, 305

AREAS

Interior 1,730 SqFt

Terrace 258 SqFt

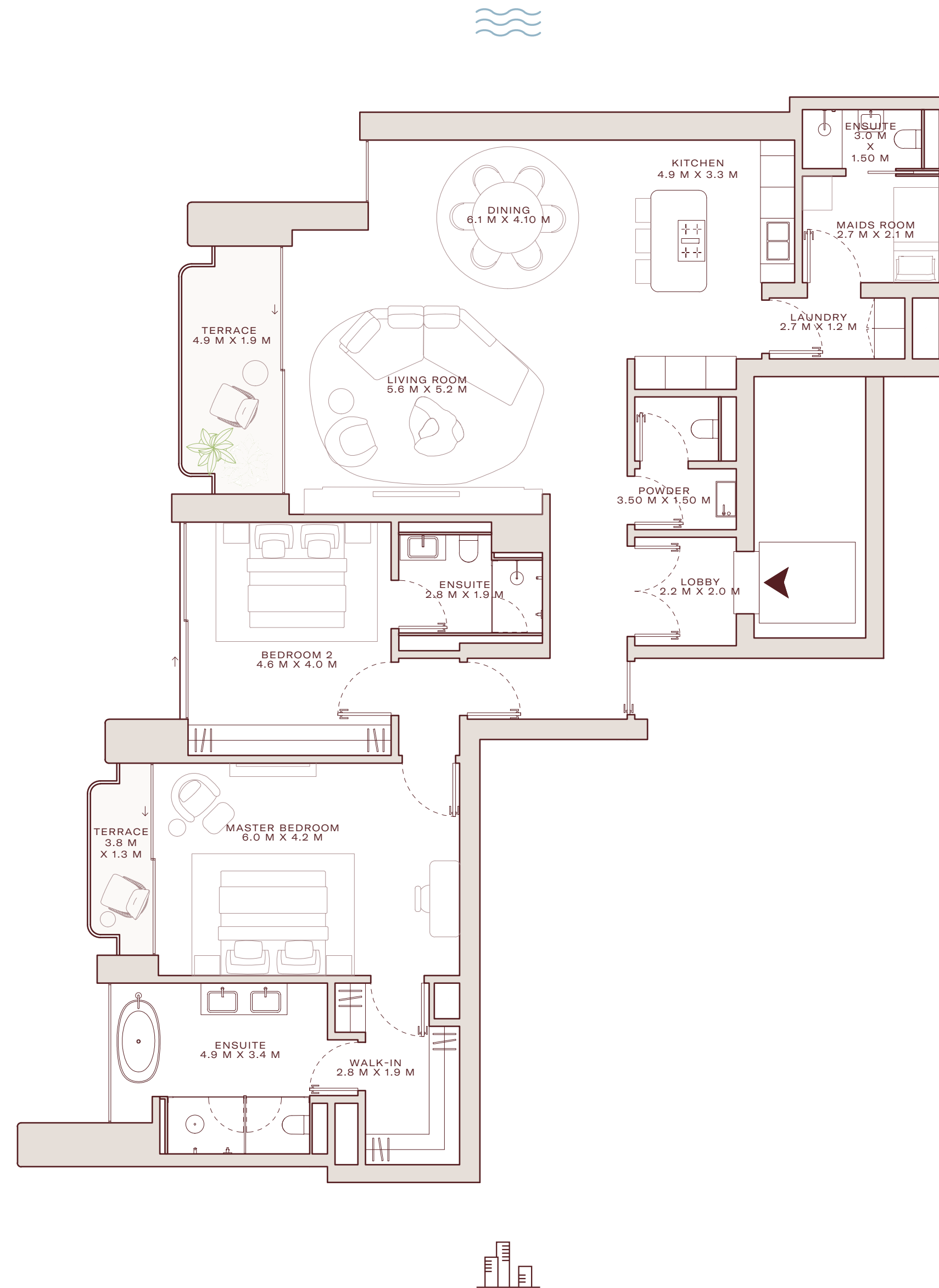
Total 1,988 SqFt




Brookfield  
Properties

# 2-Bedroom

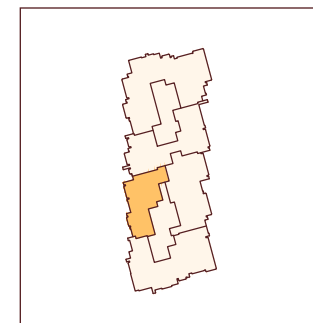
Type I



MASTERPLAN



BUILDING FLOORPLATE



Disclaimer: Plans, details and unit orientation included are indicative only and are subject to change by the developer/seller at its sole discretion without notice and/or liability. All images, including swimming pools and landscape features, interior and exterior features, finishes, furnishings, view and scale are illustrative only. Final areas, orientation, dimensions, layout and materials may differ from those stated.

# SOLAYA

A PRIVATE COLLECTION

BUILDING 7

Unit 105, 205

AREAS

Interior 1,940 SqFt

Terrace 167 SqFt

Total 2,107 SqFt



Brookfield  
Properties

# 3-Bedroom

## KEY FEATURES

Equipped with prep kitchens  
and show kitchens

Additional family room\*



\*AVAILABLE IN SELECT UNITS

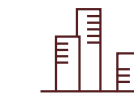
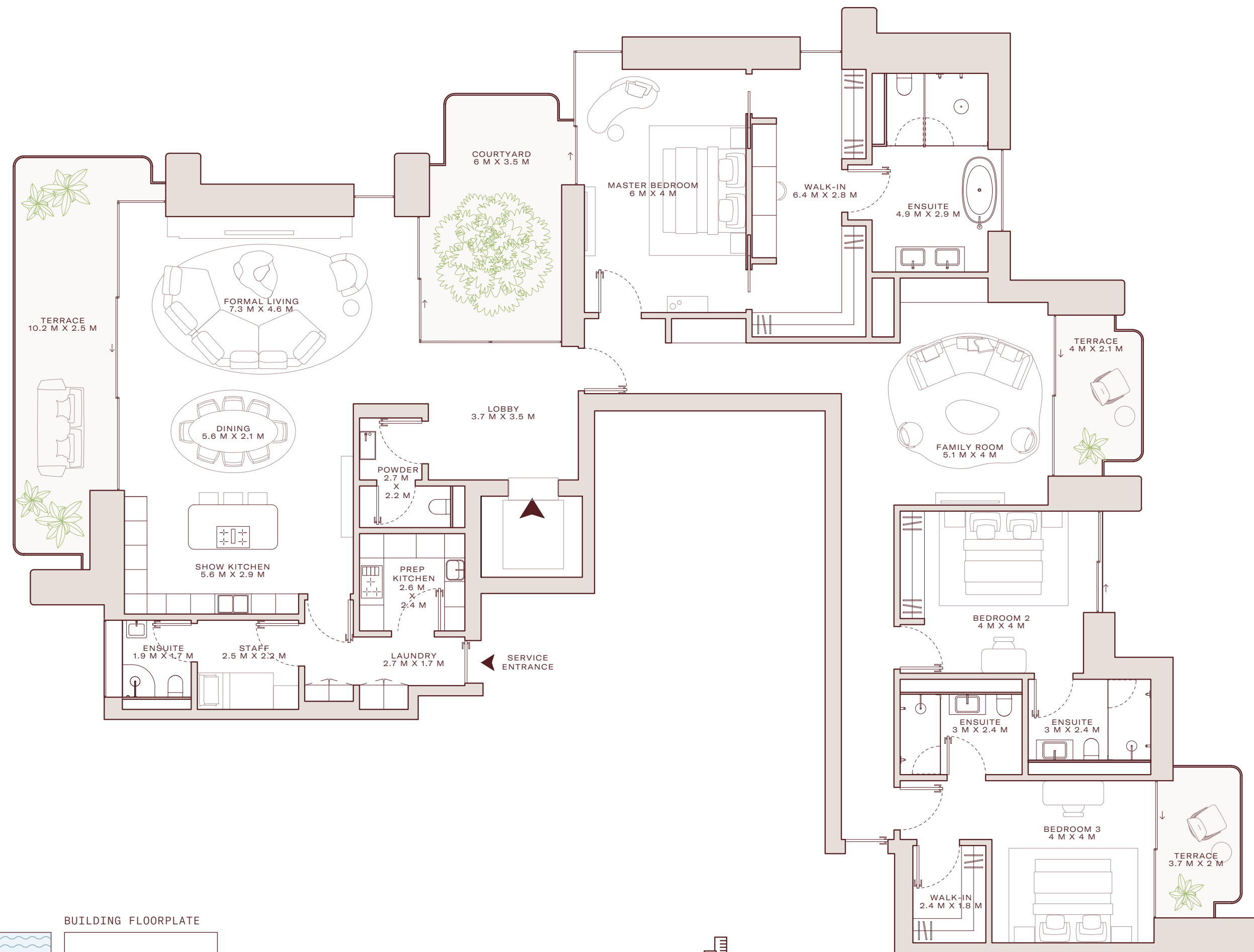
# 3-Bedroom

Type A




# SOLAYA

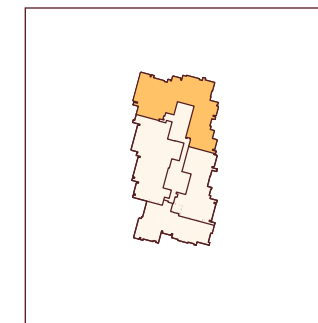
A PRIVATE COLLECTION



MASTERPLAN



BUILDING FLOORPLATE



BUILDING 1

Unit 101, 201

BUILDING 2

Unit 101, 201, 301

AREAS

Interior 3,153 SqFt  
Terrace 720 SqFt  
Total 3,873 SqFt

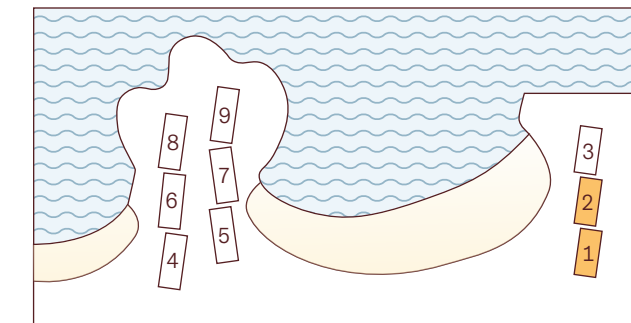
Disclaimer: Plans, details and unit orientation included are indicative only and are subject to change by the developer/seller at its sole discretion without notice and/or liability. All images, including swimming pools and landscape features, interior and exterior features, finishes, furnishings, view and scale are illustrative only. Final areas, orientation, dimensions, layout and materials may differ from those stated.

# 3-Bedroom


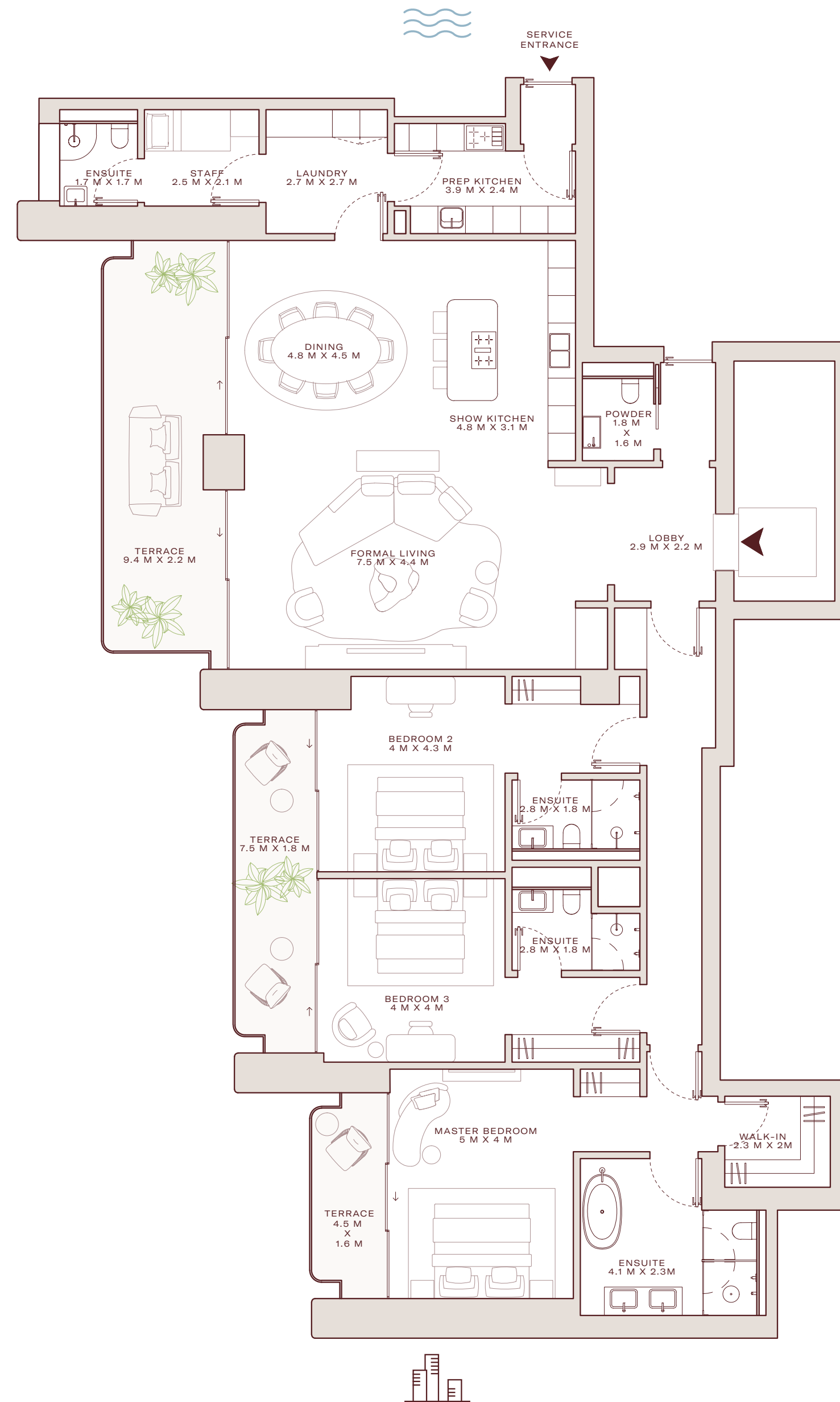
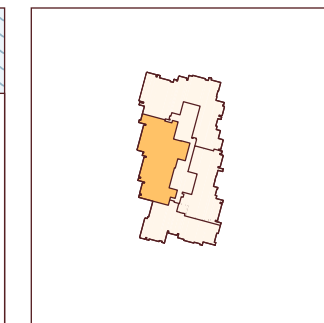
Type B



MASTERPLAN



BUILDING FLOORPLATE



# SOLAYA

A PRIVATE COLLECTION

BUILDING 1

Unit 102, 202

BUILDING 2

Unit 102, 202, 302

AREAS

Interior 2,643 SqFt  
 Terrace 521 SqFt  
 Total 3,163 SqFt

Disclaimer: Plans, details and unit orientation included are indicative only and are subject to change by the developer/seller at its sole discretion without notice and/or liability. All images, including swimming pools and landscape features, interior and exterior features, finishes, furnishings, view and scale are illustrative only. Final areas, orientation, dimensions, layout and materials may differ from those stated.

# 3-Bedroom

Type C



# SOLAYA


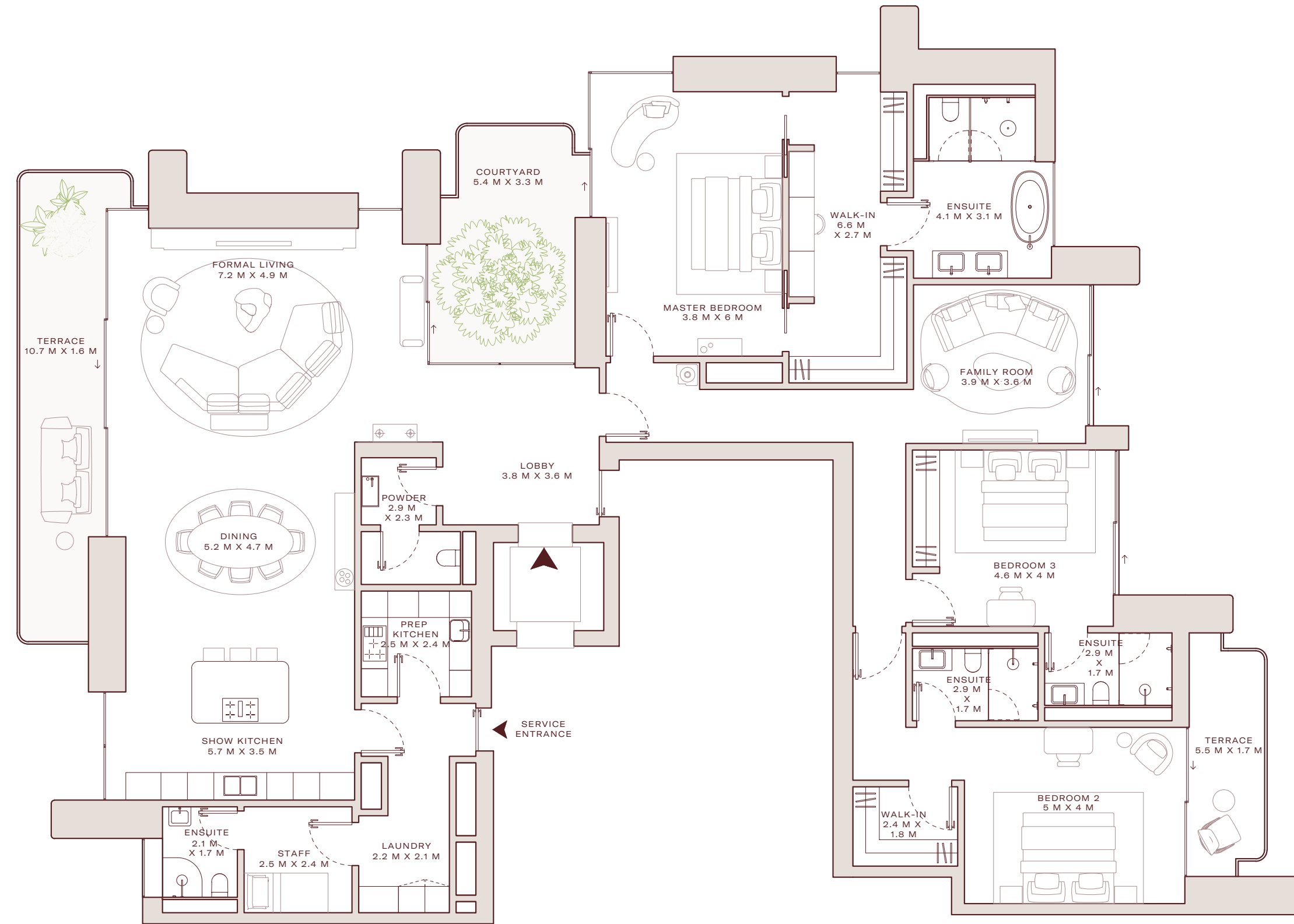
A PRIVATE COLLECTION

BUILDING 3


Unit 101, 201

AREAS

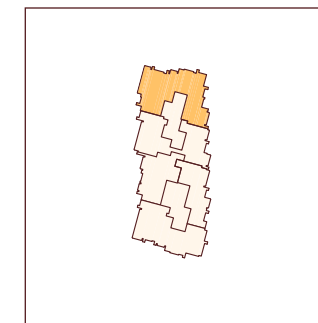
Interior 3,193 SqFt  
 Terrace 559 SqFt  
 Total 3,752 SqFt



MASTERPLAN



BUILDING FLOORPLATE



Disclaimer: Plans, details and unit orientation included are indicative only and are subject to change by the developer/seller at its sole discretion without notice and/or liability. All images, including swimming pools and landscape features, interior and exterior features, finishes, furnishings, view and scale are illustrative only. Final areas, orientation, dimensions, layout and materials may differ from those stated.

# 3-Bedroom

Type D



# SOLAYA

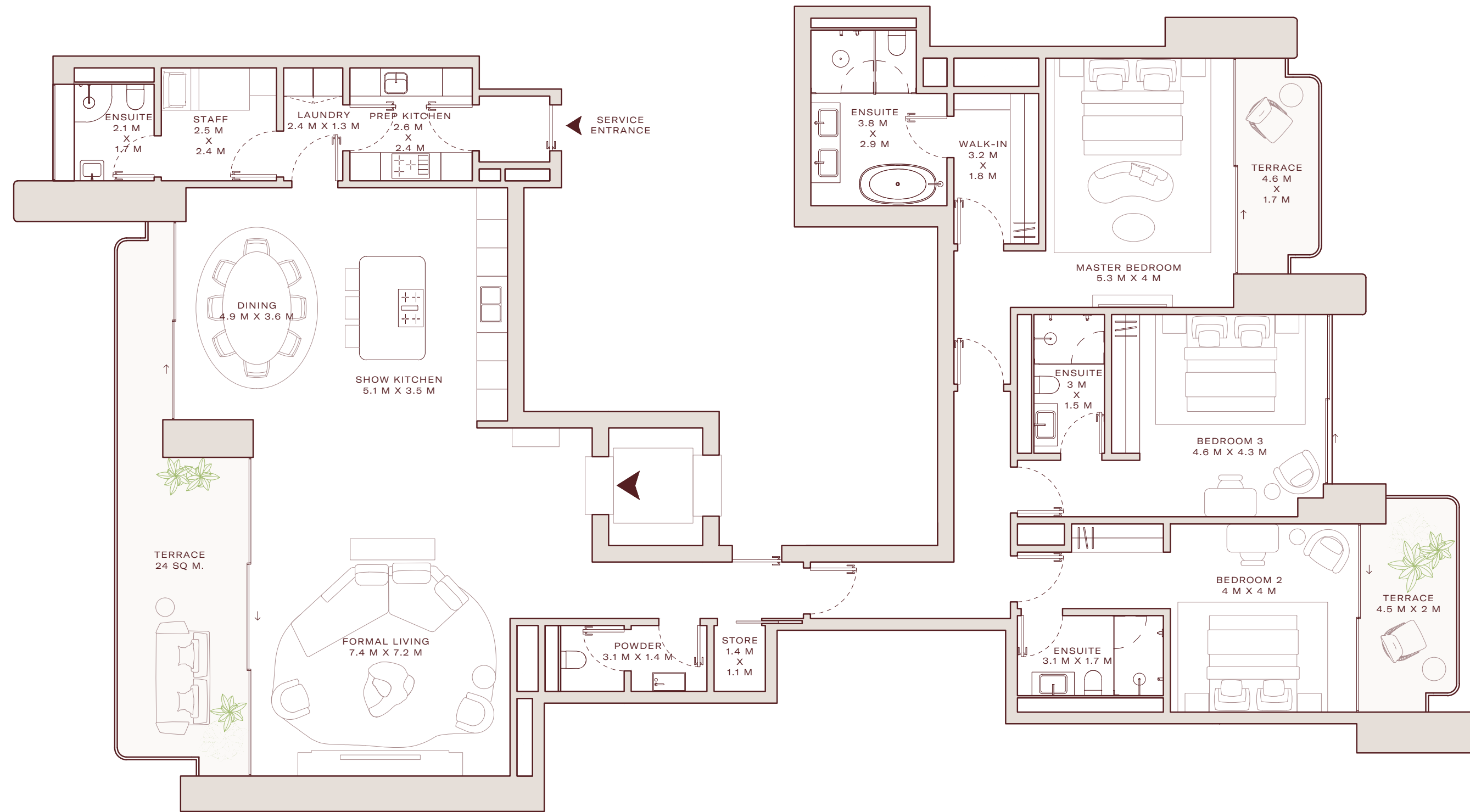
A PRIVATE COLLECTION

BUILDING 3

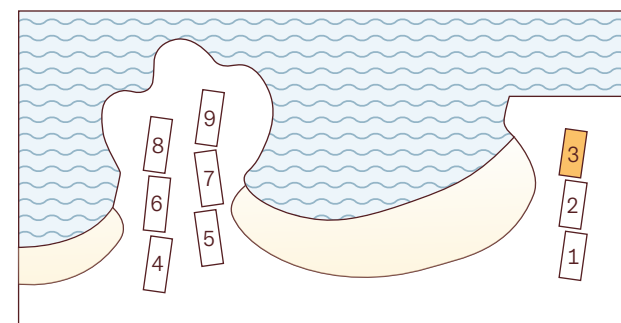
Unit 102, 202

AREAS

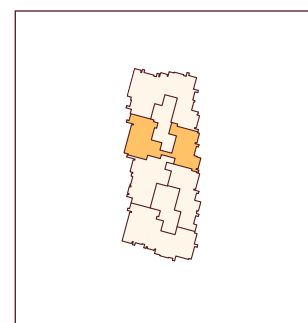
Interior 2,654 SqFt  
Terrace 474 SqFt  
Total 3,129 SqFt



MASTERPLAN



BUILDING FLOORPLATE



Disclaimer: Plans, details and unit orientation included are indicative only and are subject to change by the developer/seller at its sole discretion without notice and/or liability. All images, including swimming pools and landscape features, interior and exterior features, finishes, furnishings, view and scale are illustrative only. Final areas, orientation, dimensions, layout and materials may differ from those stated.

# 3-Bedroom

Type E



# SOLAYA

A PRIVATE COLLECTION

BUILDING 3

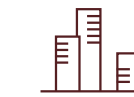
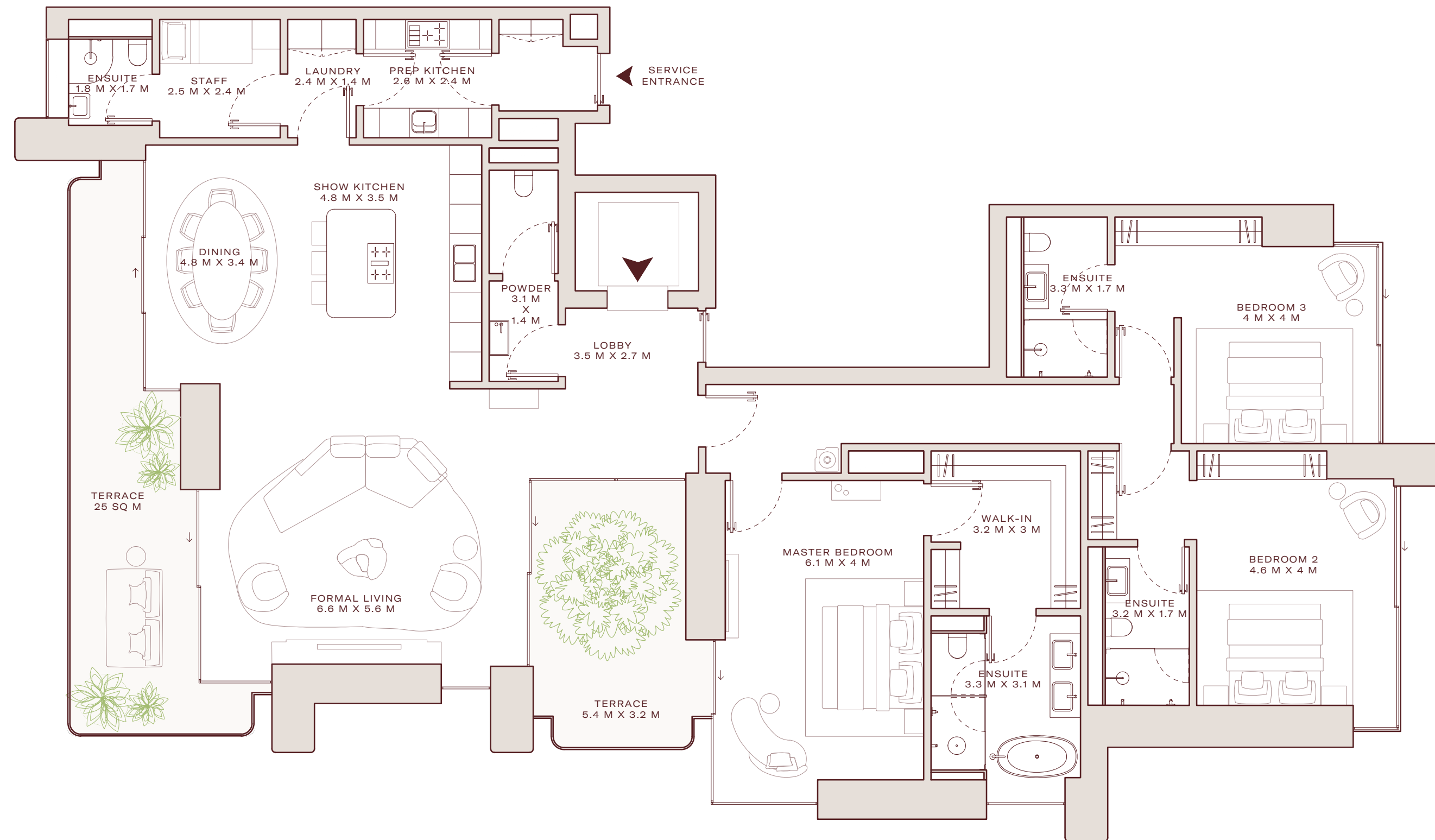
Unit 104, 204

AREAS

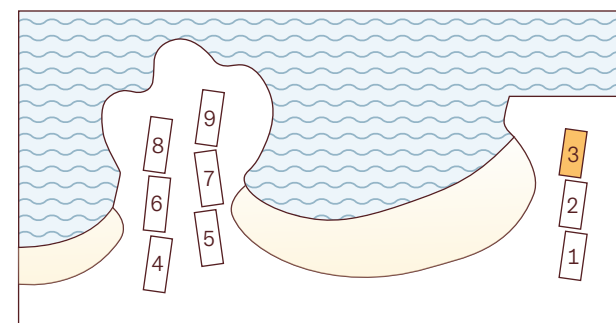
Interior 2,677 SqFt

Terrace 512 SqFt

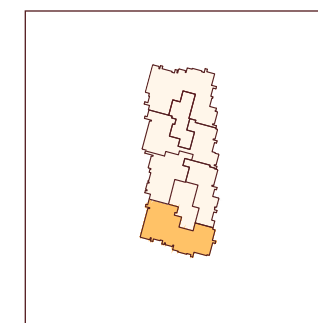
Total 3,189 SqFt



MASTERPLAN



BUILDING FLOORPLATE



Disclaimer: Plans, details and unit orientation included are indicative only and are subject to change by the developer/seller at its sole discretion without notice and/or liability. All images, including swimming pools and landscape features, interior and exterior features, finishes, furnishings, view and scale are illustrative only. Final areas, orientation, dimensions, layout and materials may differ from those stated.

# 3-Bedroom

Type A

# SOLAYA

A PRIVATE COLLECTION

BUILDING 4

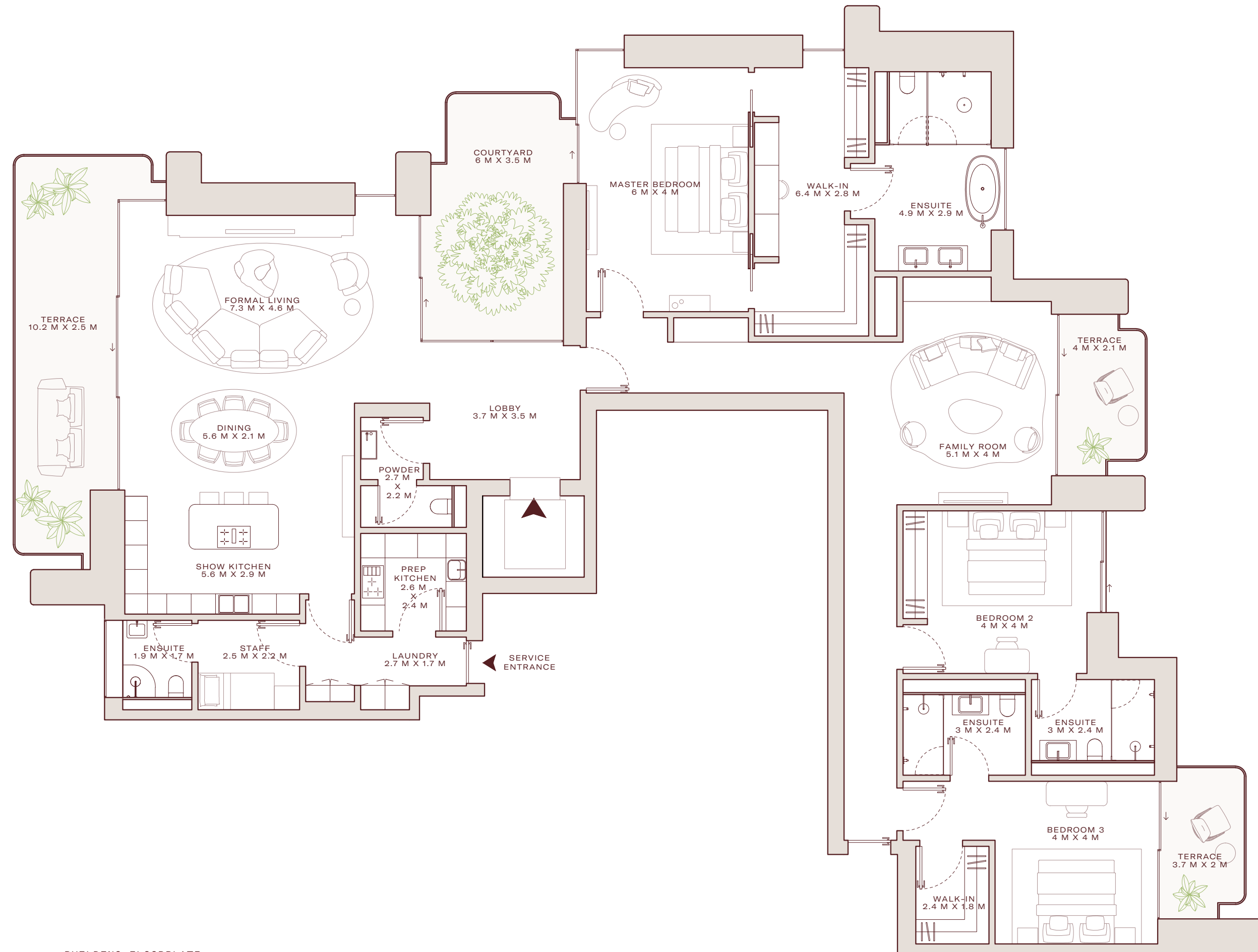
Unit 101, 201

AREAS


Interior 3,152 SqFt

Terrace 720 SqFt

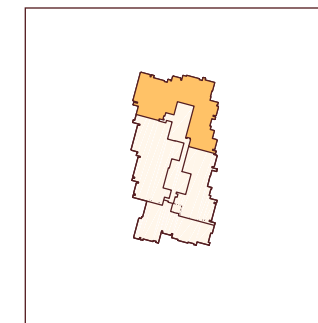
Total 3,872 SqFt



MASTERPLAN



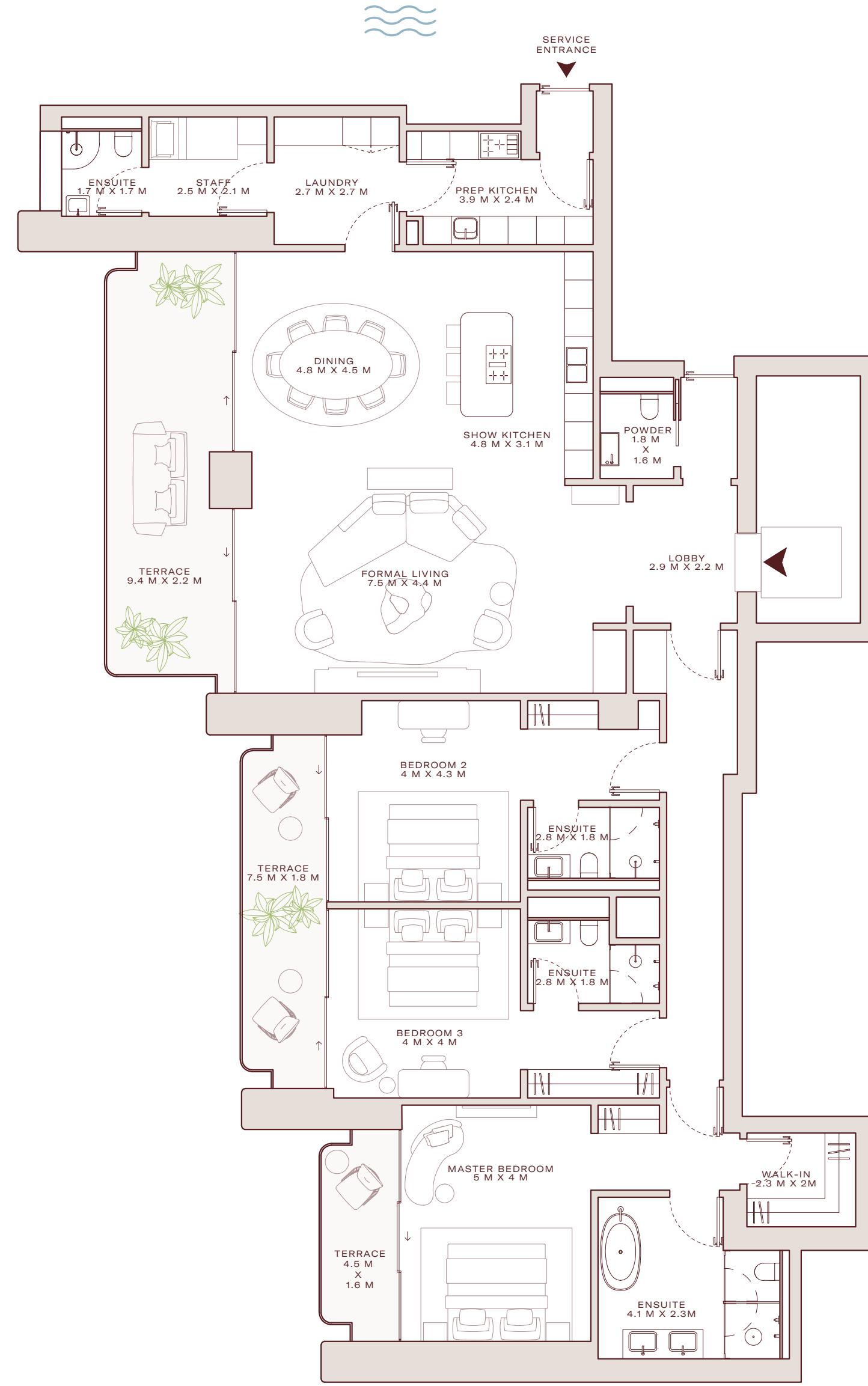
BUILDING FLOORPLATE




Disclaimer: Plans, details and unit orientation included are indicative only and are subject to change by the developer/seller at its sole discretion without notice and/or liability. All images, including swimming pools and landscape features, interior and exterior features, finishes, furnishings, view and scale are illustrative only. Final areas, orientation, dimensions, layout and materials may differ from those stated.

# 3-Bedroom

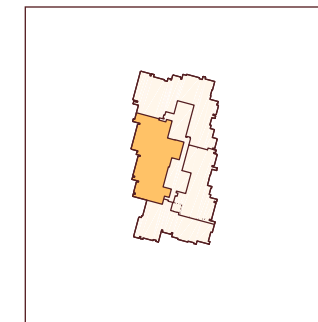
Type B



MASTERPLAN



BUILDING FLOORPLATE



Disclaimer: Plans, details and unit orientation included are indicative only and are subject to change by the developer/seller at its sole discretion without notice and/or liability. All images, including swimming pools and landscape features, interior and exterior features, finishes, furnishings, view and scale are illustrative only. Final areas, orientation, dimensions, layout and materials may differ from those stated.

# SOLAYA

A PRIVATE COLLECTION

BUILDING 4

Unit 102, 202

AREAS

Interior 2,643 SqFt  
 Terrace 522 SqFt  
 Total 3,165 SqFt

# 3-Bedroom

Type C



# SOLAYA

A PRIVATE COLLECTION

BUILDING 5

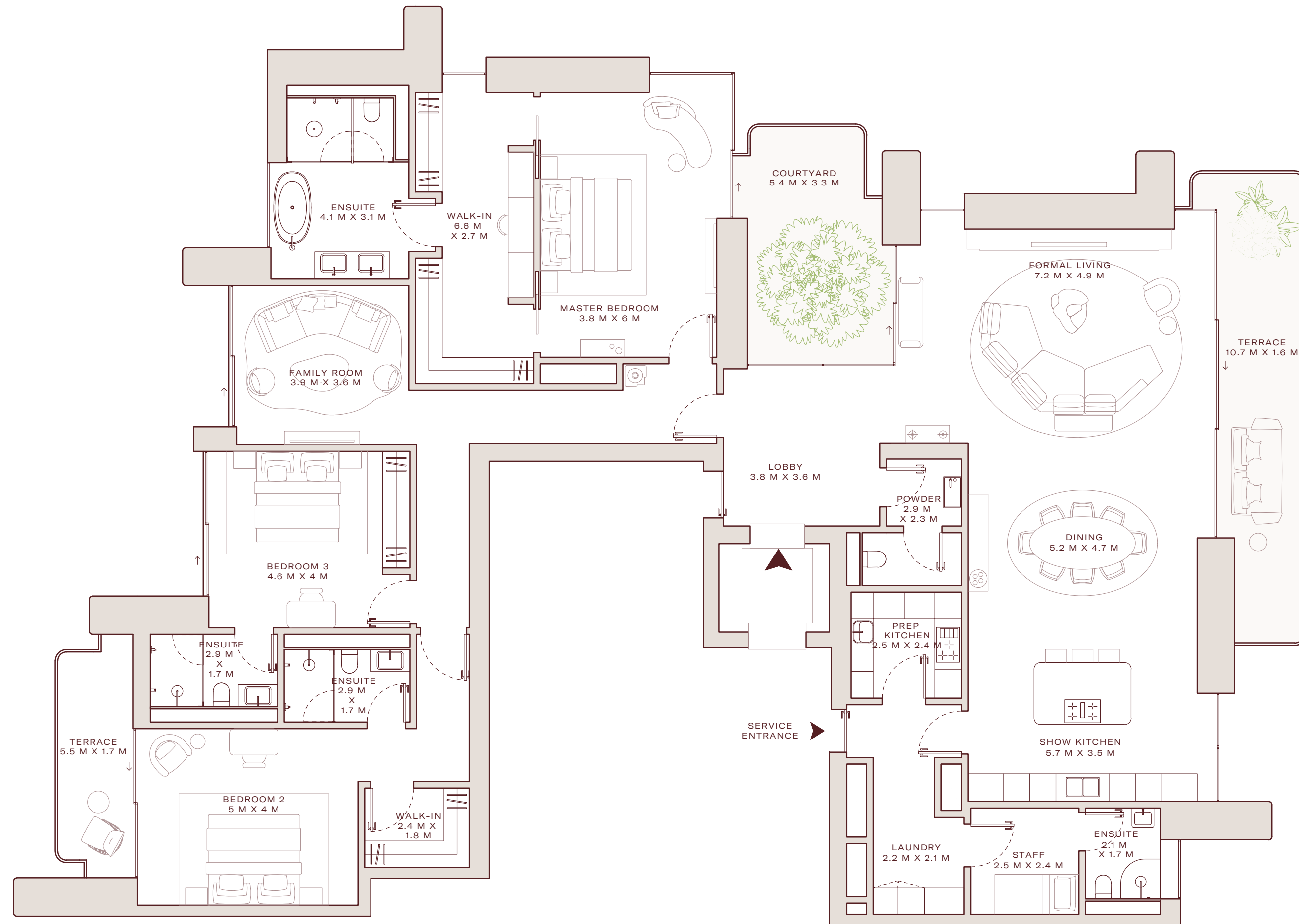
Unit 101, 201, 301

AREAS


Interior 3,198 SqFt

Terrace 558 SqFt

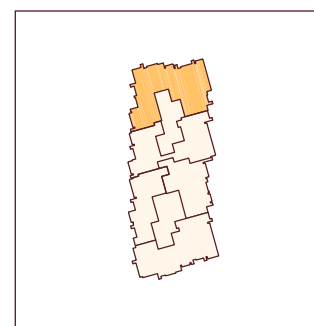
Total 3,756 SqFt



MASTERPLAN



BUILDING FLOORPLATE



Disclaimer: Plans, details and unit orientation included are indicative only and are subject to change by the developer/seller at its sole discretion without notice and/or liability. All images, including swimming pools and landscape features, interior and exterior features, finishes, furnishings, view and scale are illustrative only. Final areas, orientation, dimensions, layout and materials may differ from those stated.

# 3-Bedroom

Type D



# SOLAYA

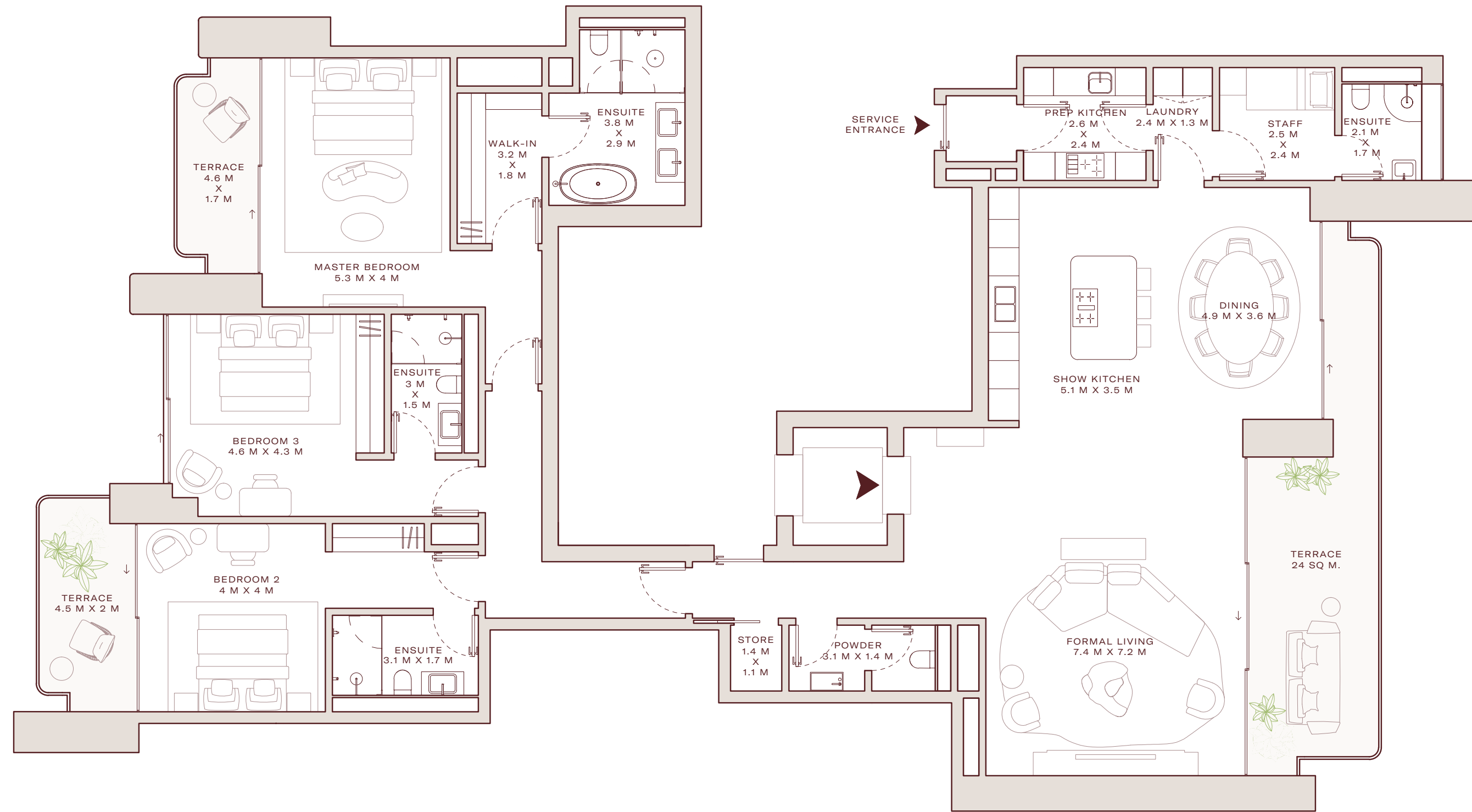
A PRIVATE COLLECTION

BUILDING 5


Unit 102, 202, 302

AREAS

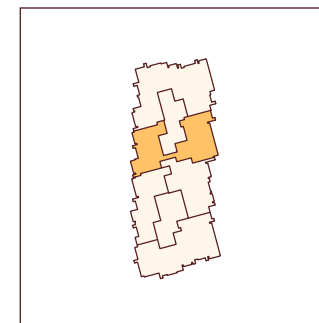
Interior 2,646 SqFt  
 Terrace 474 SqFt  
 Total 3,119 SqFt



MASTERPLAN



BUILDING FLOORPLATE



Disclaimer: Plans, details and unit orientation included are indicative only and are subject to change by the developer/seller at its sole discretion without notice and/or liability. All images, including swimming pools and landscape features, interior and exterior features, finishes, furnishings, view and scale are illustrative only. Final areas, orientation, dimensions, layout and materials may differ from those stated.

# 3-Bedroom

Type E



# SOLAYA

A PRIVATE COLLECTION

BUILDING 5

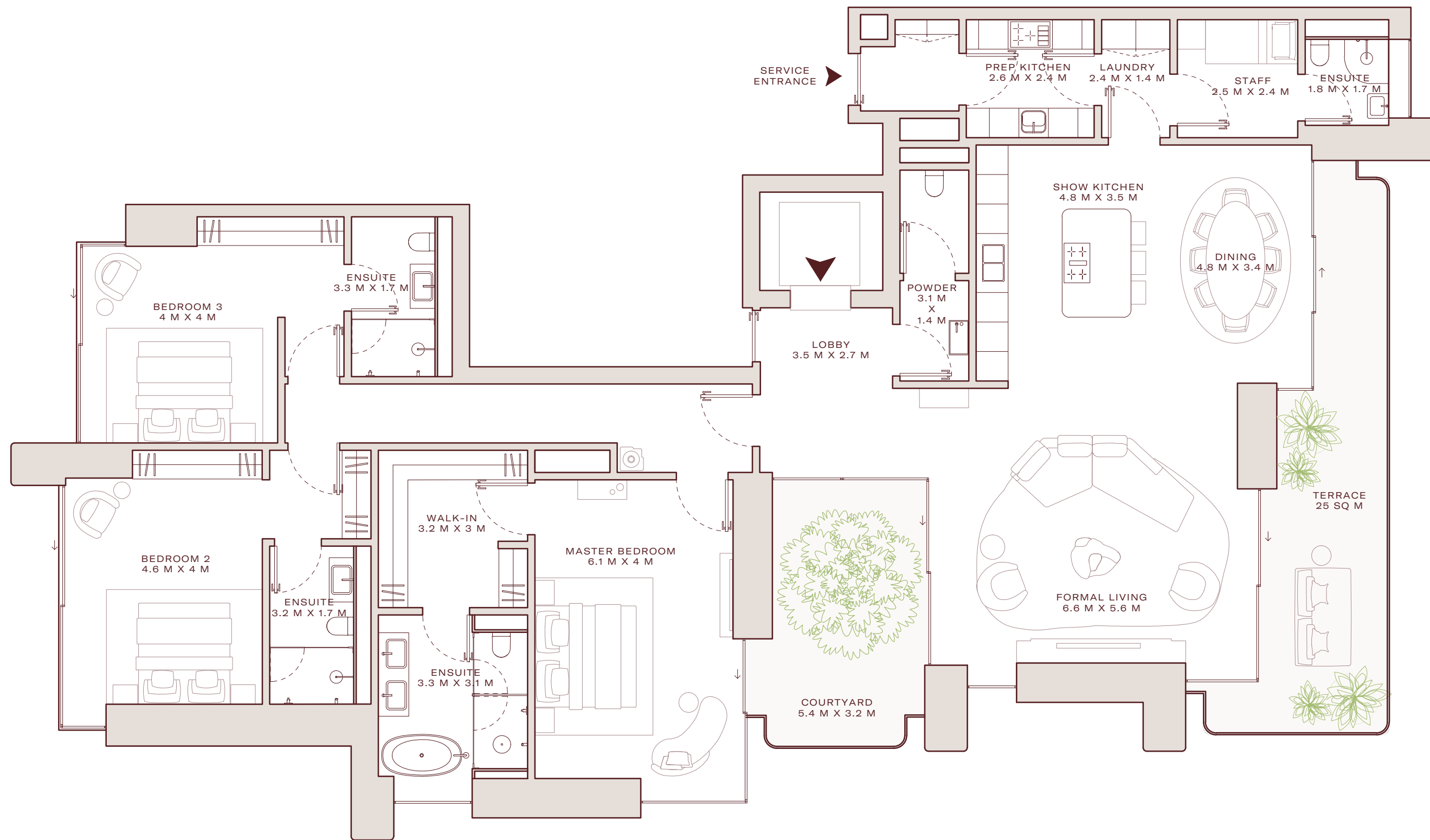
Unit 104, 204, 304

AREAS


Interior 2,663 SqFt

Terrace 525 SqFt

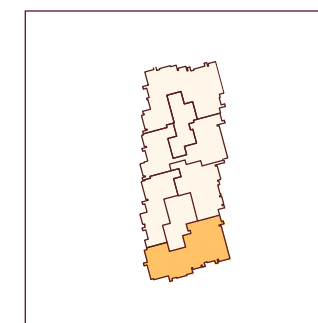
Total 3,188 SqFt



MASTERPLAN



BUILDING FLOORPLATE



Disclaimer: Plans, details and unit orientation included are indicative only and are subject to change by the developer/seller at its sole discretion without notice and/or liability. All images, including swimming pools and landscape features, interior and exterior features, finishes, furnishings, view and scale are illustrative only. Final areas, orientation, dimensions, layout and materials may differ from those stated.

# 3-Bedroom

Type C

# SOLAYA

A PRIVATE COLLECTION

BUILDING 6

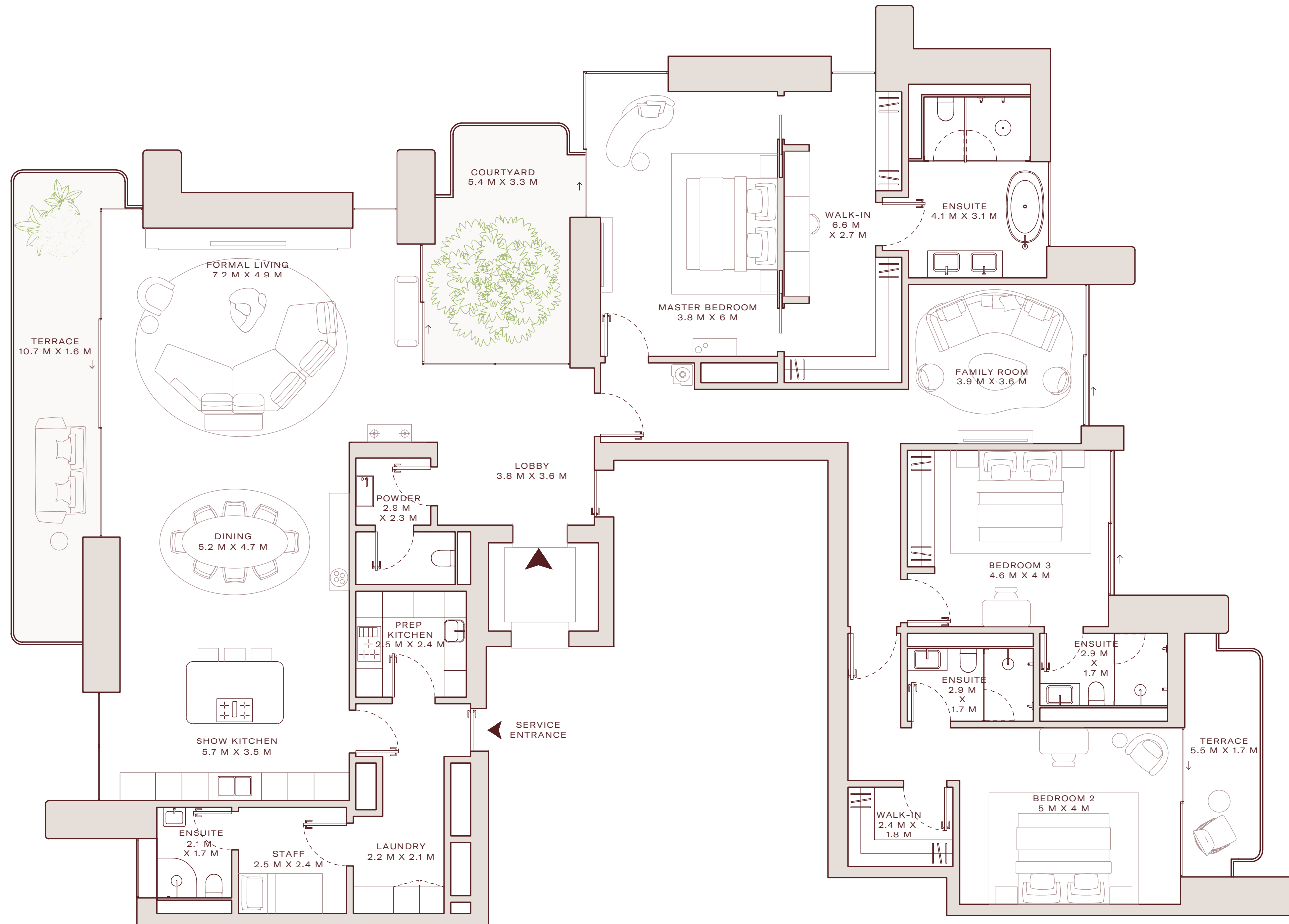
Unit 101, 201, 301

AREAS

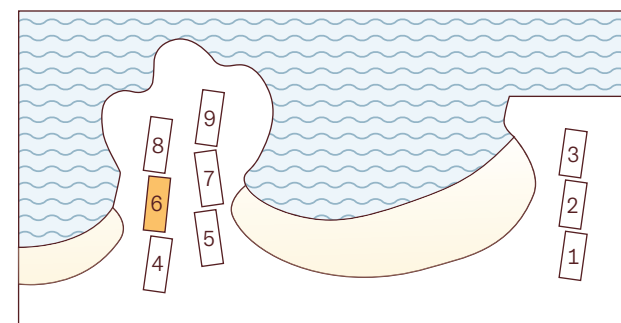
Interior 3,193 SqFt

Terrace 558 SqFt

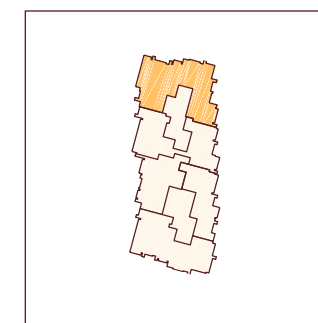
Total 3,751 SqFt



MASTERPLAN



BUILDING FLOORPLATE



Disclaimer: Plans, details and unit orientation included are indicative only and are subject to change by the developer/seller at its sole discretion without notice and/or liability. All images, including swimming pools and landscape features, interior and exterior features, finishes, furnishings, view and scale are illustrative only. Final areas, orientation, dimensions, layout and materials may differ from those stated.

# 3-Bedroom

Type D



# SOLAYA

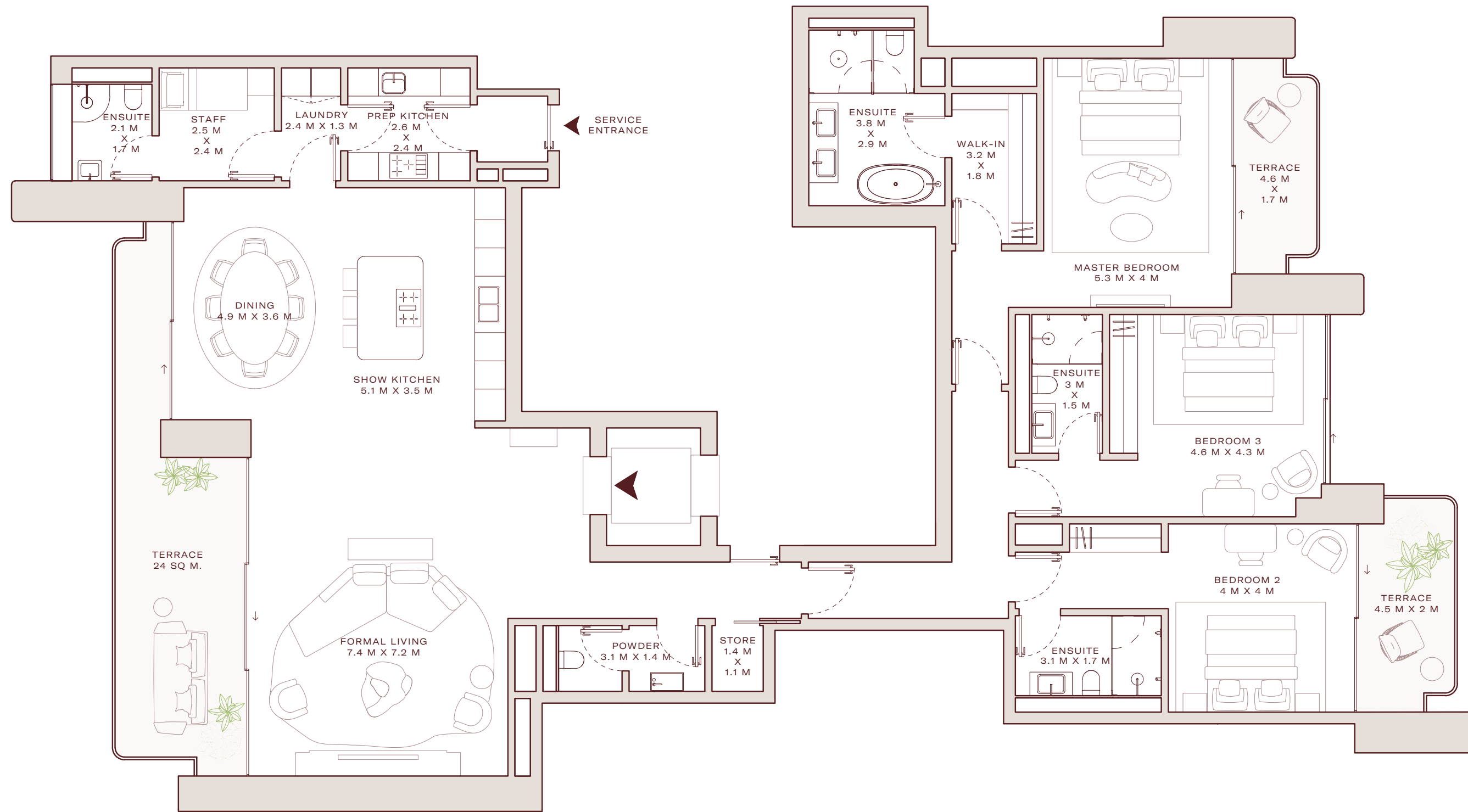
A PRIVATE COLLECTION

BUILDING 6

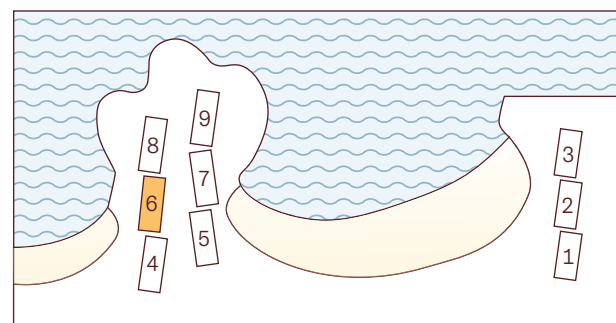
Unit 102, 202, 302

AREAS

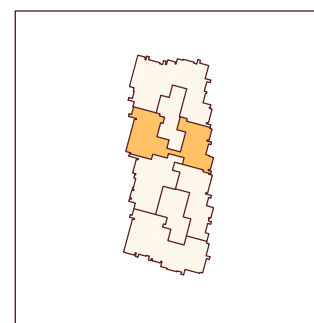
Interior 2,655 SqFt  
Terrace 474 SqFt  
Total 3,129 SqFt



MASTERPLAN



BUILDING FLOORPLATE



Disclaimer: Plans, details and unit orientation included are indicative only and are subject to change by the developer/seller at its sole discretion without notice and/or liability. All images, including swimming pools and landscape features, interior and exterior features, finishes, furnishings, view and scale are illustrative only. Final areas, orientation, dimensions, layout and materials may differ from those stated.

# 3-Bedroom

Type E



# SOLAYA

A PRIVATE COLLECTION

BUILDING 6

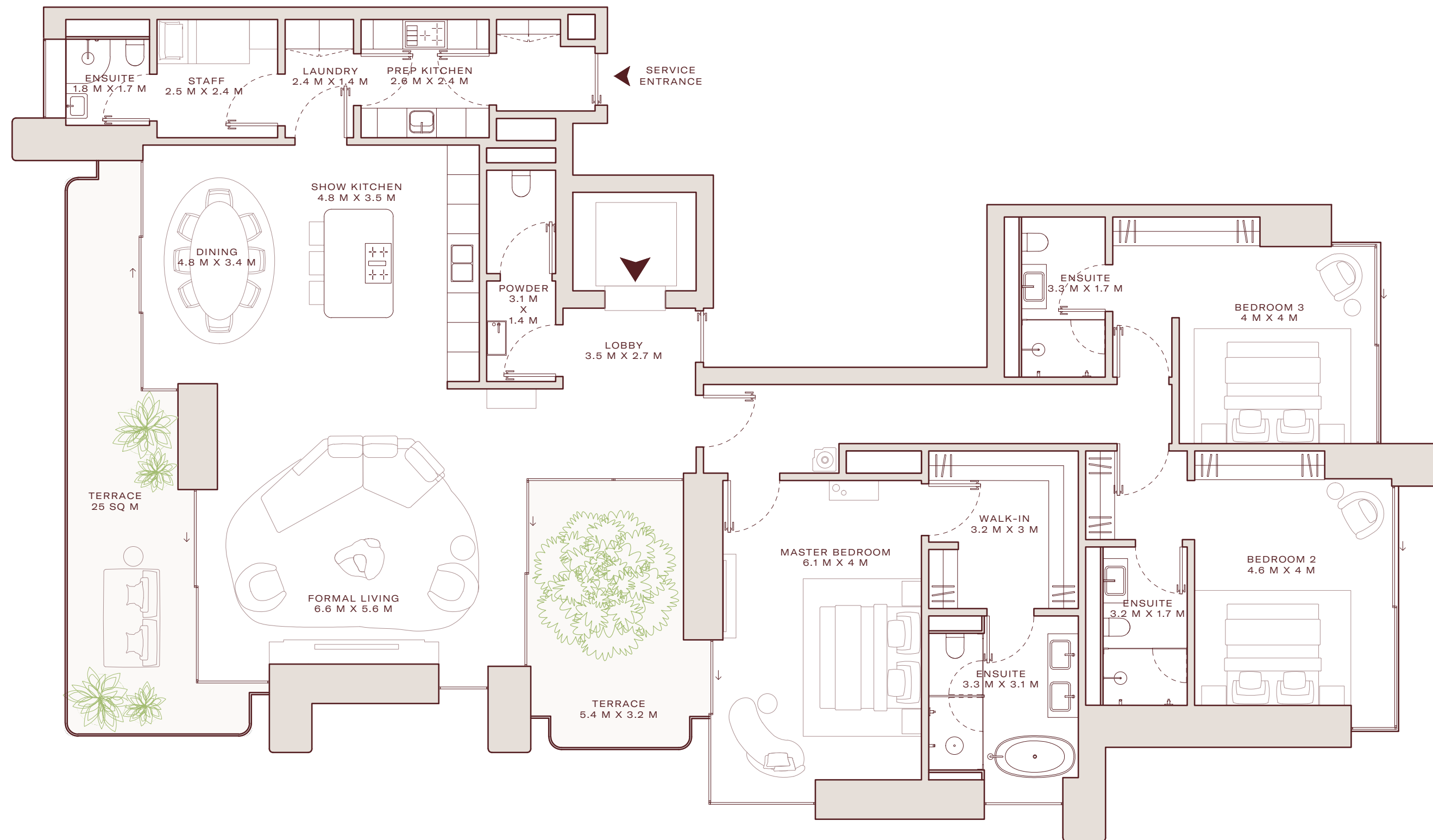
Unit 104, 204, 304

AREAS

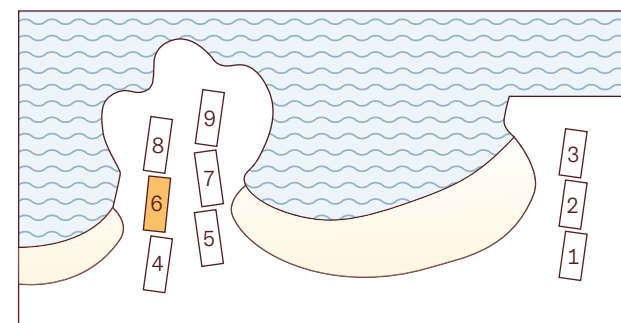
Interior 2,677 SqFt

Terrace 512 SqFt

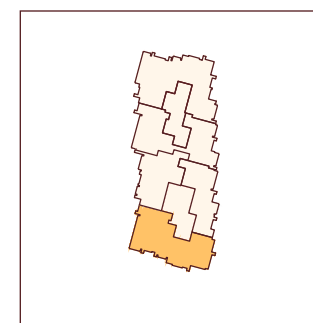
Total 3,189 SqFt



MASTERPLAN



BUILDING FLOORPLATE



Disclaimer: Plans, details and unit orientation included are indicative only and are subject to change by the developer/seller at its sole discretion without notice and/or liability. All images, including swimming pools and landscape features, interior and exterior features, finishes, furnishings, view and scale are illustrative only. Final areas, orientation, dimensions, layout and materials may differ from those stated.

# 3-Bedroom

Type I



# SOLAYA

A PRIVATE COLLECTION

BUILDING 7

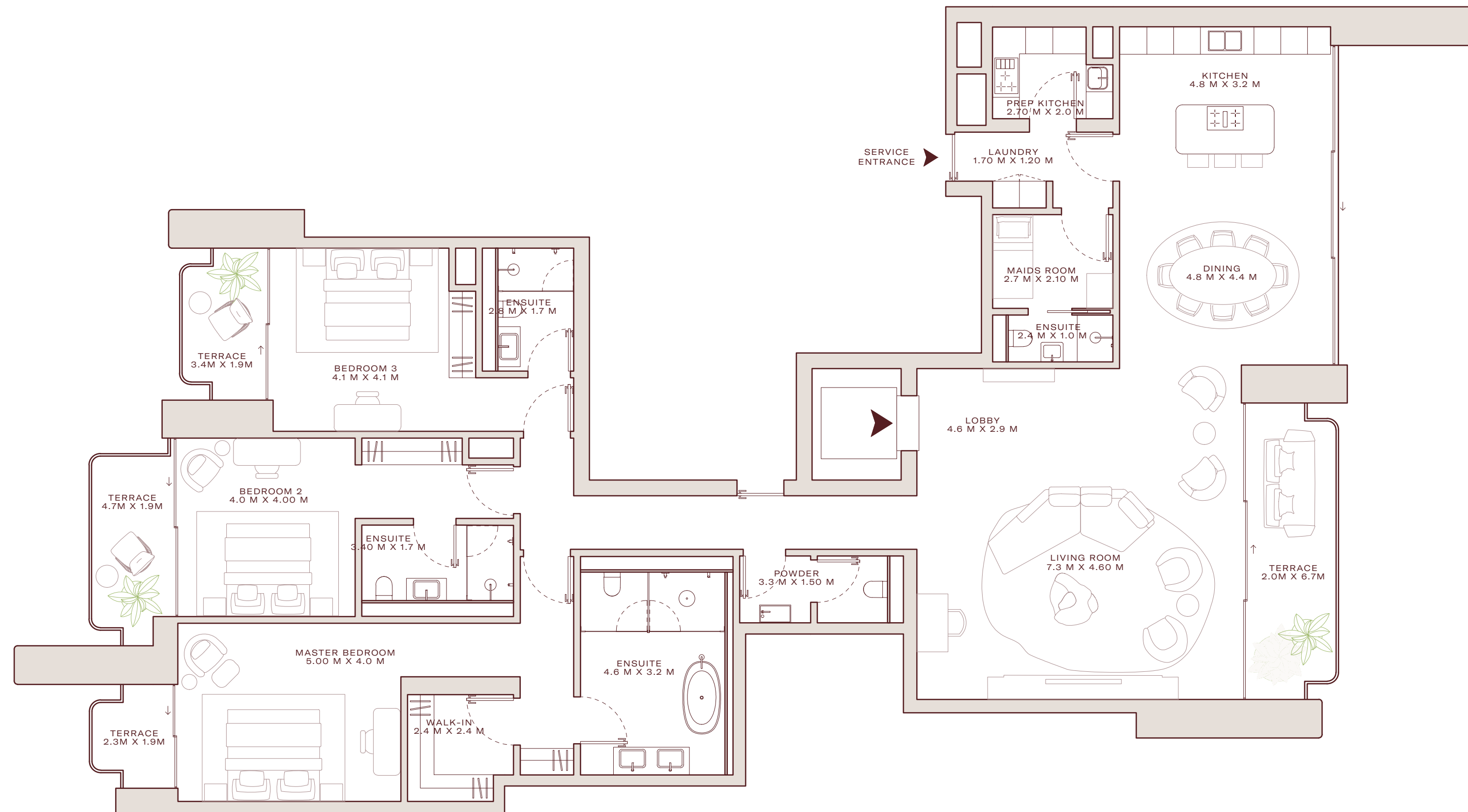
Unit 102, 202

AREAS


Interior 2,734 SqFt

Terrace 377 SqFt

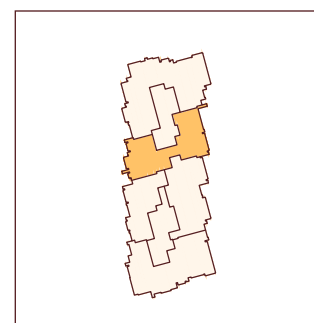
Total 3,112 SqFt



MASTERPLAN



BUILDING FLOORPLATE




Disclaimer: Plans, details and unit orientation included are indicative only and are subject to change by the developer/seller at its sole discretion without notice and/or liability. All images, including swimming pools and landscape features, interior and exterior features, finishes, furnishings, view and scale are illustrative only. Final areas, orientation, dimensions, layout and materials may differ from those stated.

# 3-Bedroom

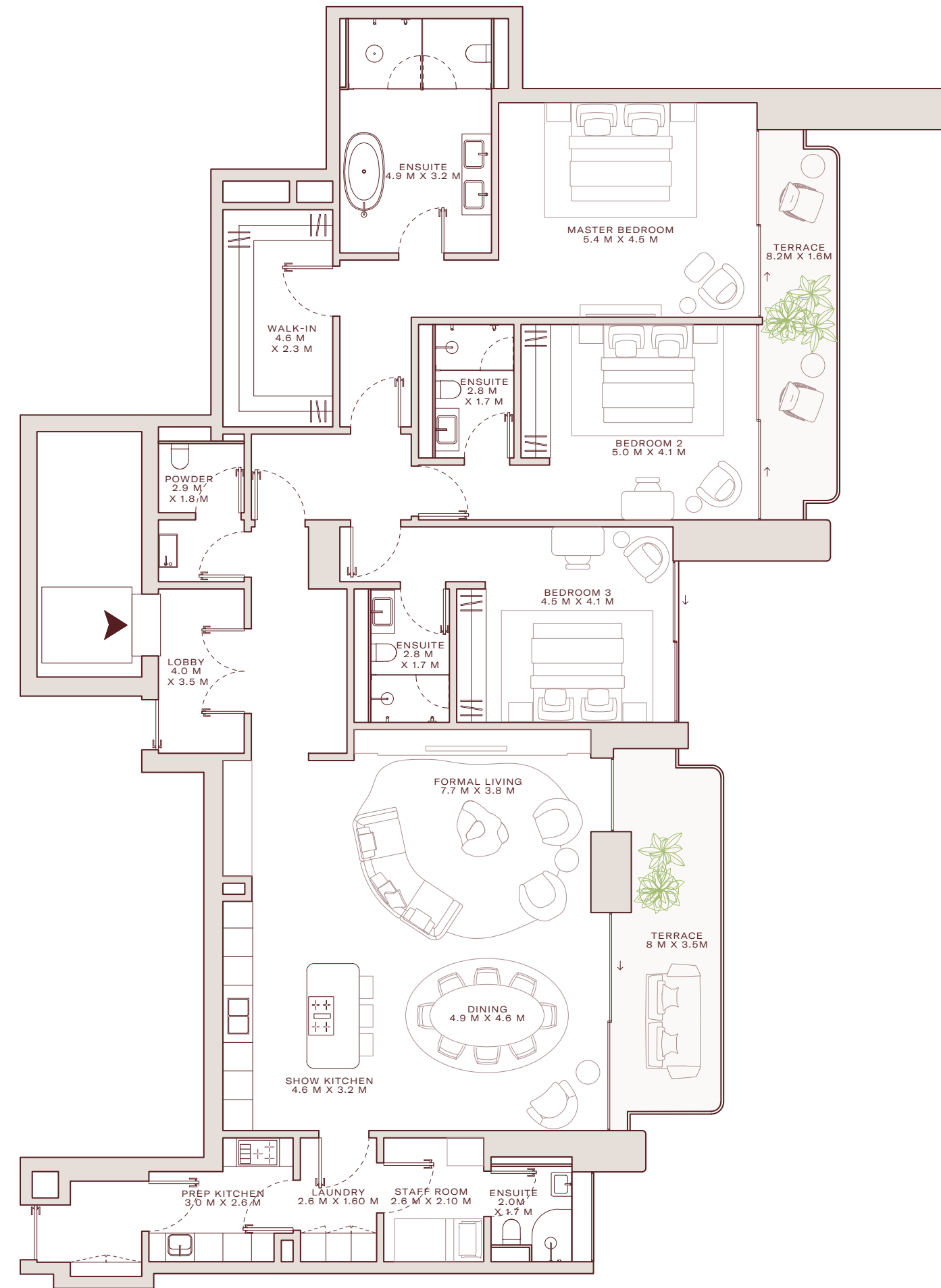
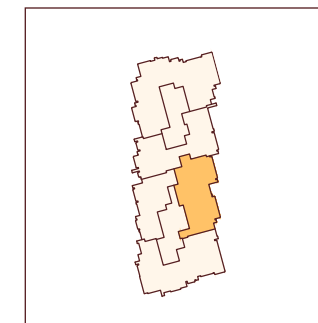
Type J



MASTERPLAN



BUILDING FLOORPLATE



# SOLAYA

A PRIVATE COLLECTION

BUILDING 7

Unit 103, 203

AREAS

Interior 2,629 SqFt  
 Terrace 602 SqFt  
 Total 3,231 SqFt

Plan Area does not include Elevator Lobby.  
 Disclaimer: Plans, details and unit orientation included are indicative only and are subject to change by the developer/seller at its sole discretion without notice and/or liability. All images, including swimming pools and landscape features, interior and exterior features, finishes, furnishings, view and scale are illustrative only. Final areas, orientation, dimensions, layout and materials may differ from those stated.

# 3-Bedroom

Type K



# SOLAYA

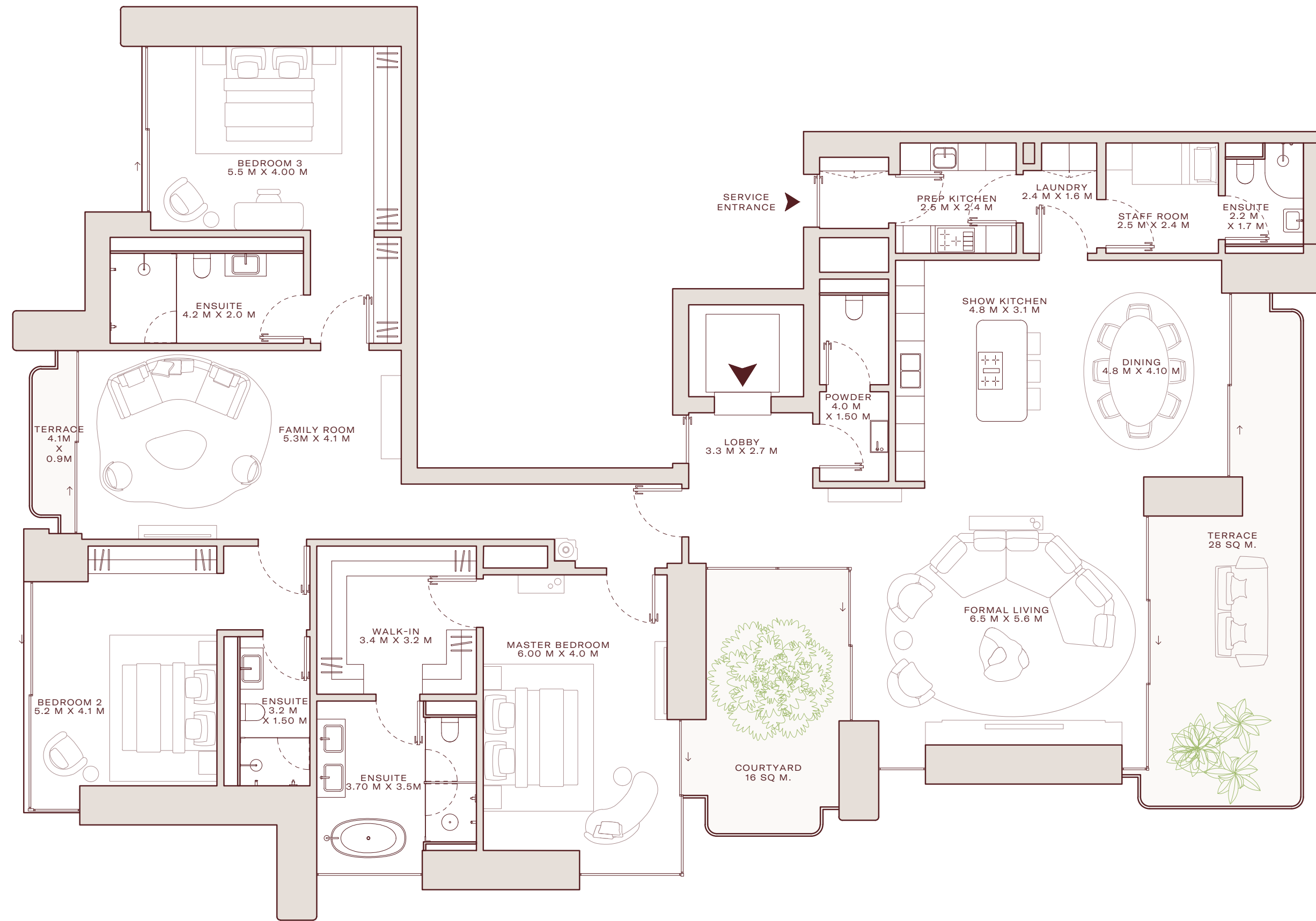
A PRIVATE COLLECTION

BUILDING 7


Unit 104, 204

AREAS

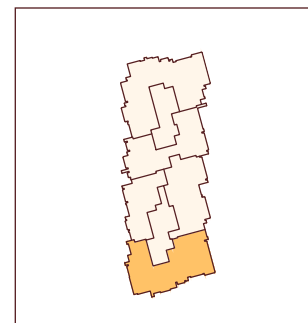
Interior 3,101 SqFt  
Terrace 585 SqFt  
Total 3,686 SqFt



MASTERPLAN



BUILDING FLOORPLATE



Disclaimer: Plans, details and unit orientation included are indicative only and are subject to change by the developer/seller at its sole discretion without notice and/or liability. All images, including swimming pools and landscape features, interior and exterior features, finishes, furnishings, view and scale are illustrative only. Final areas, orientation, dimensions, layout and materials may differ from those stated.

# 4-Bedroom

## KEY FEATURES

- Direct courtyard/terrace access from all rooms\*
- Equipped with prep kitchens and show kitchens
- Additional family room

\*AVAILABLE IN SELECT UNITS

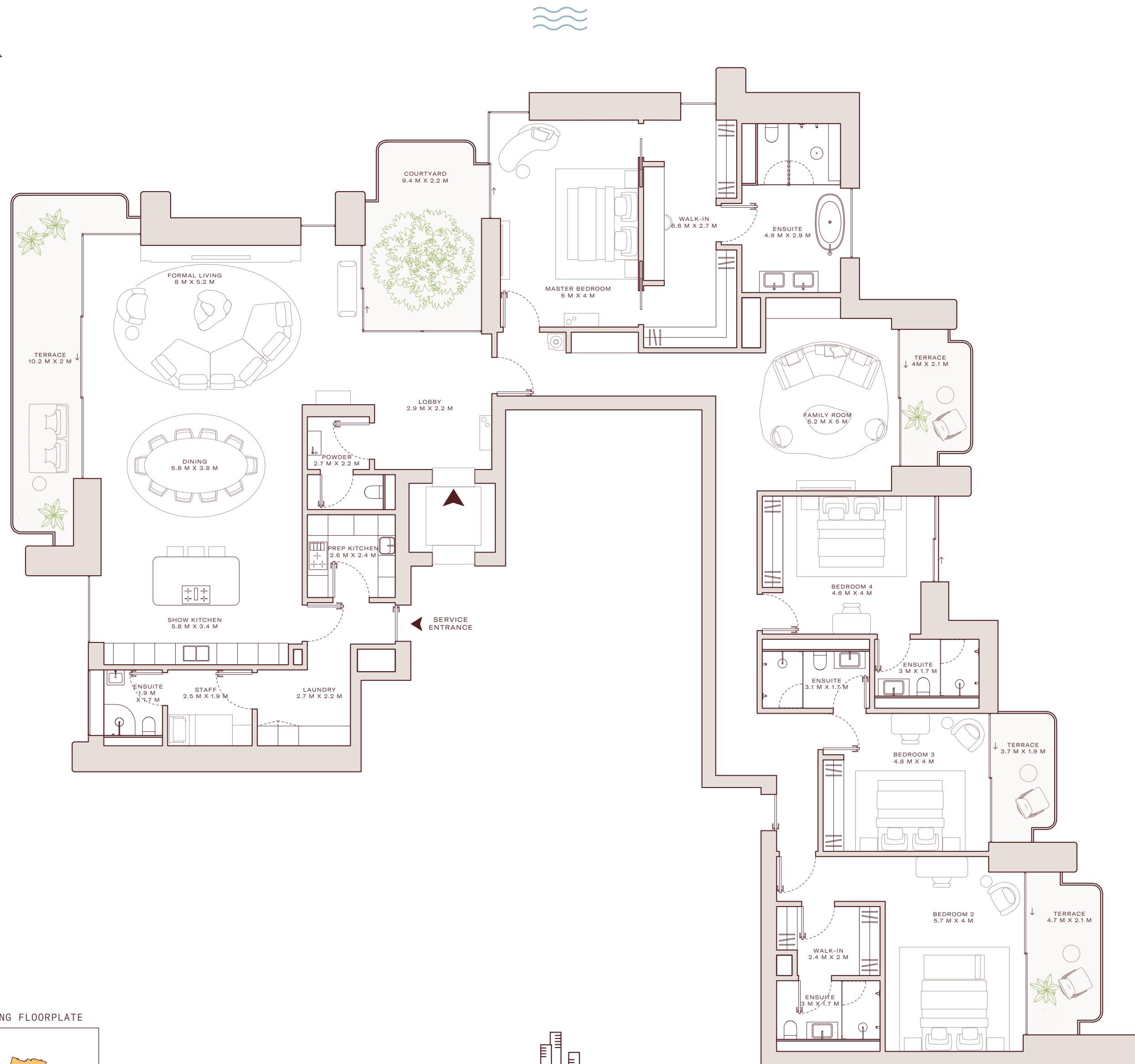


# 4-Bedroom

Type A

# SOLAYA

A PRIVATE COLLECTION



BUILDING 1

Unit 301, 401, 501

BUILDING 2

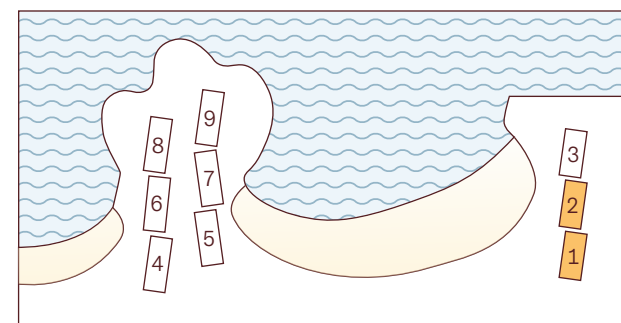
Unit 401, 501, 601

AREAS

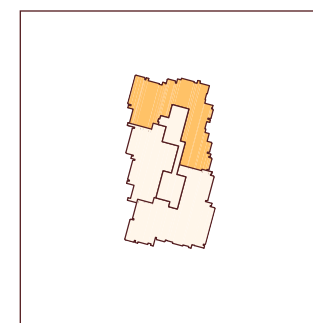
Interior 3,851 SqFt  
Terrace 756 SqFt  
Total 4,606 SqFt



MASTERPLAN



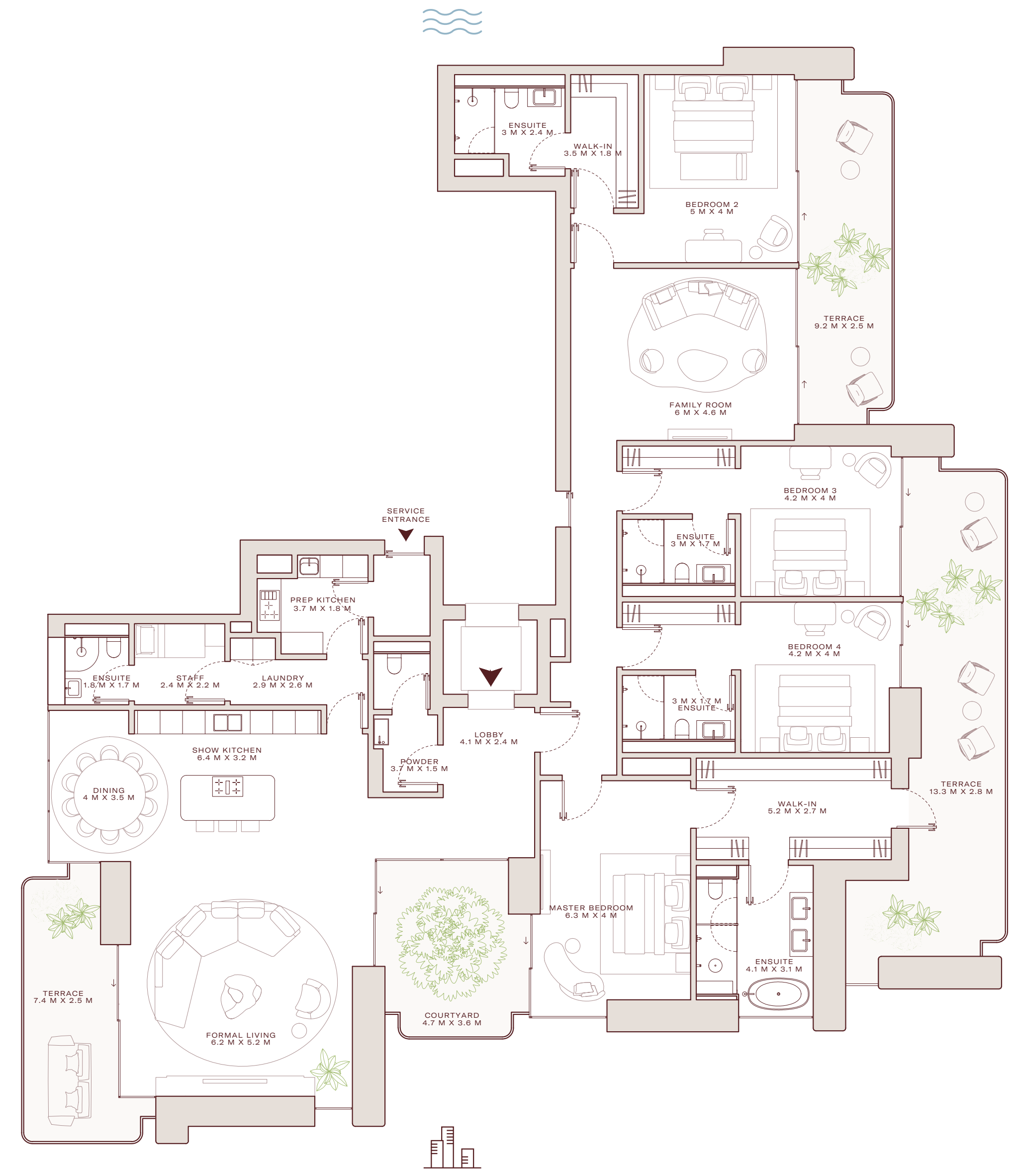
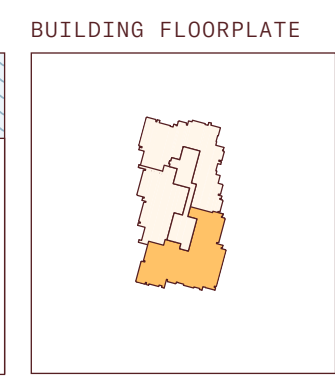
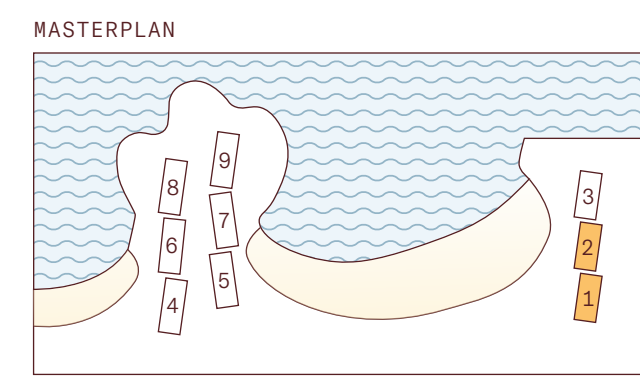
BUILDING FLOORPLATE



Disclaimer: Plans, details and unit orientation included are indicative only and are subject to change by the developer/seller at its sole discretion without notice and/or liability. All images, including swimming pools and landscape features, interior and exterior features, finishes, furnishings, view and scale are illustrative only. Final areas, orientation, dimensions, layout and materials may differ from those stated.

# 4-Bedroom

Type B



# SOLAYA

A PRIVATE COLLECTION

BUILDING 1

Unit 403

BUILDING 2

Unit 503

AREAS

Interior 3,516 SqFt  
Terrace 824 SqFt  
Total 4,340 SqFt

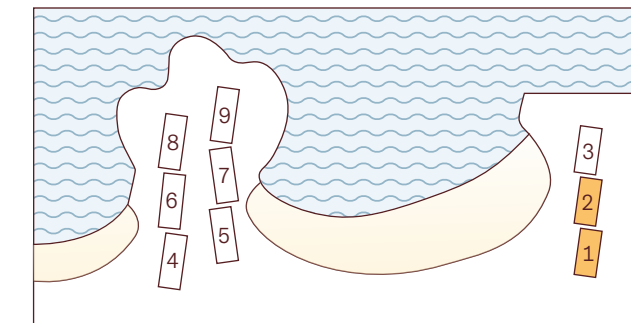
Disclaimer: Plans, details and unit orientation included are indicative only and are subject to change by the developer/seller at its sole discretion without notice and/or liability. All images, including swimming pools and landscape features, interior and exterior features, finishes, furnishings, view and scale are illustrative only. Final areas, orientation, dimensions, layout and materials may differ from those stated.

# 4-Bedroom

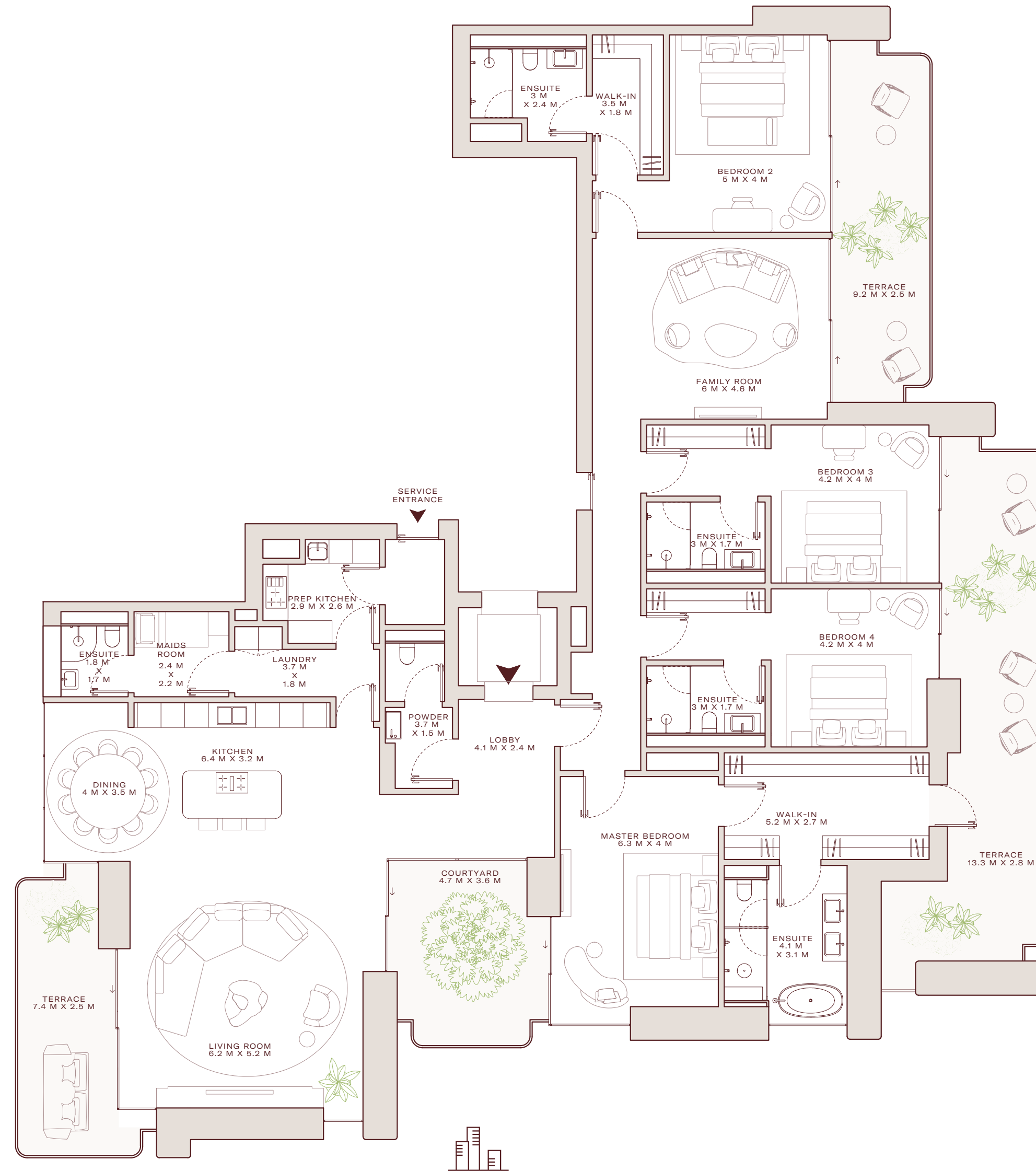
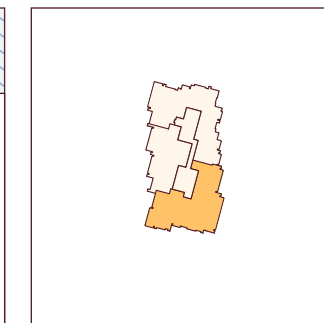
Type J



MASTERPLAN



BUILDING FLOORPLATE



# SOLAYA

A PRIVATE COLLECTION

BUILDING 1

Unit 303

BUILDING 2

Unit 403

AREAS

Interior 3,518 SqFt  
Terrace 1,157 SqFt  
Total 4,676 SqFt

Disclaimer: Plans, details and unit orientation included are indicative only and are subject to change by the developer/seller at its sole discretion without notice and/or liability. All images, including swimming pools and landscape features, interior and exterior features, finishes, furnishings, view and scale are illustrative only. Final areas, orientation, dimensions, layout and materials may differ from those stated.

# 4-Bedroom

Type C

# SOLAYA

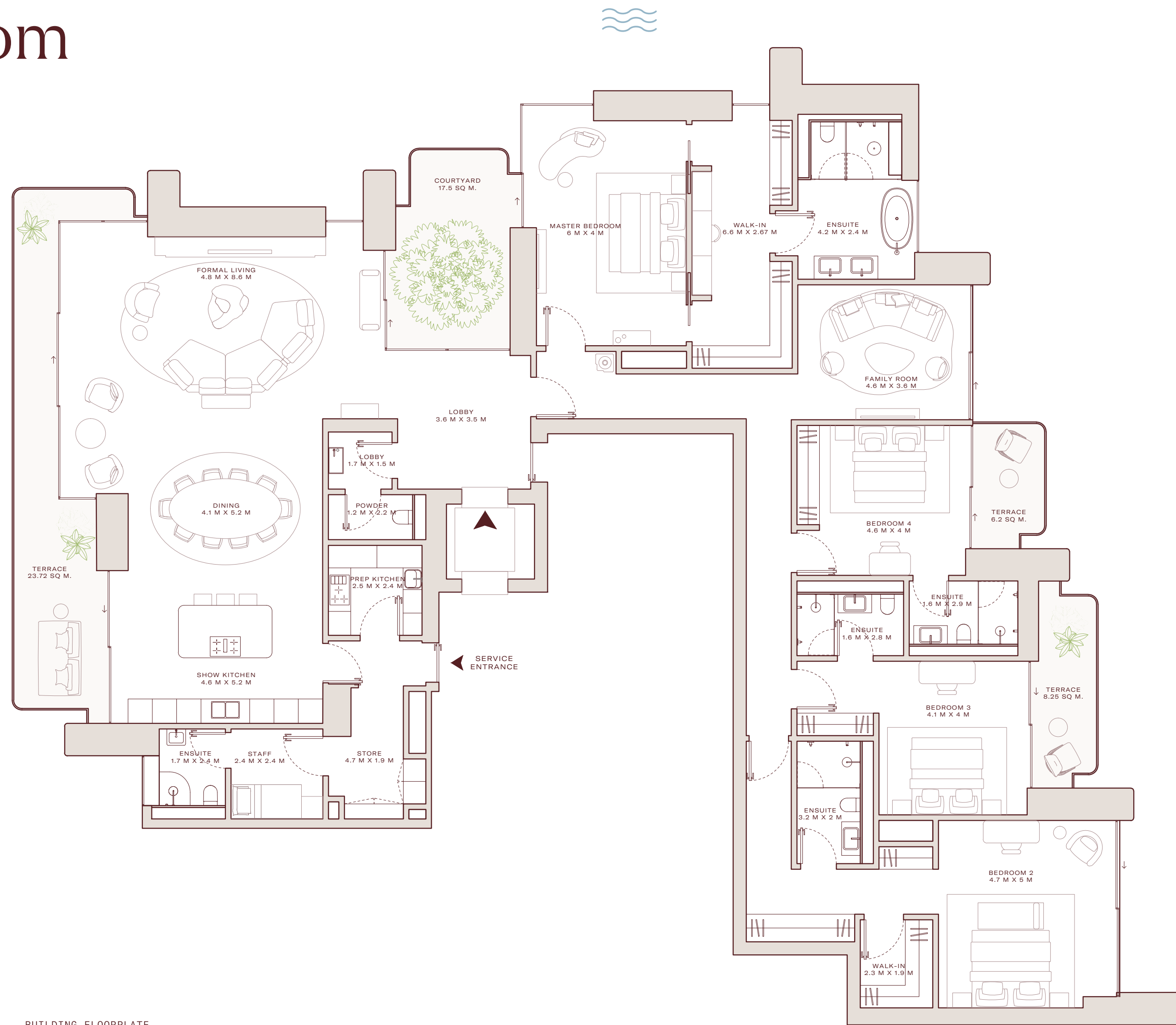
A PRIVATE COLLECTION

BUILDING 3

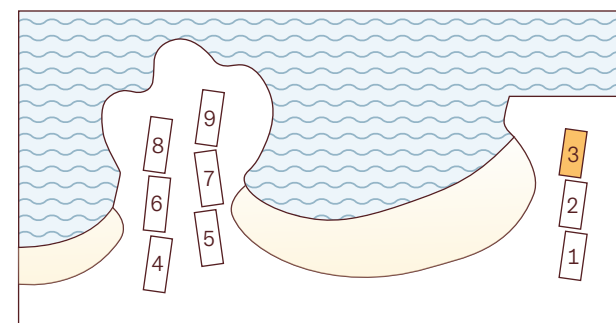
Unit 301, 401, 501, 601

AREAS

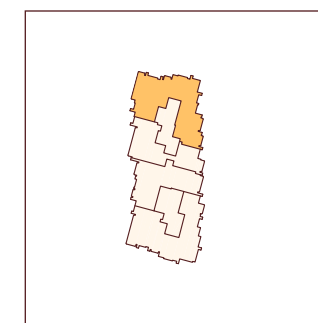
Interior 3,846 SqFt  
Terrace 692 SqFt  
Total 4,538 SqFt



MASTERPLAN



BUILDING FLOORPLATE



Disclaimer: Plans, details and unit orientation included are indicative only and are subject to change by the developer/seller at its sole discretion without notice and/or liability. All images, including swimming pools and landscape features, interior and exterior features, finishes, furnishings, view and scale are illustrative only. Final areas, orientation, dimensions, layout and materials may differ from those stated.

# 4-Bedroom

Type D



# SOLAYA

A PRIVATE COLLECTION

BUILDING 3


Unit 304, 404, 504, 604

AREAS

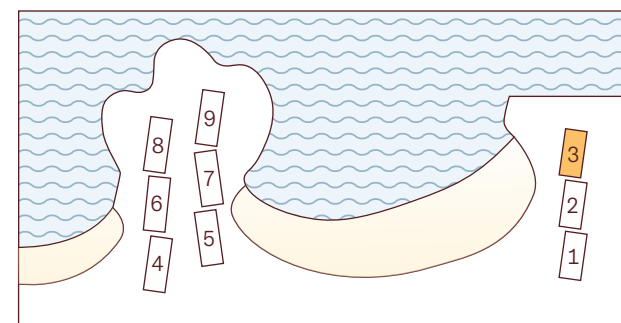
Interior 3,513 SqFt

Terrace 842 SqFt

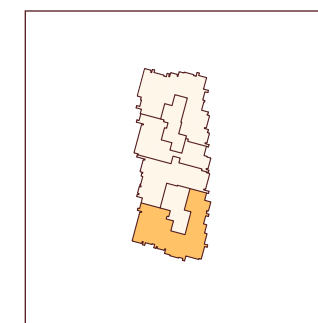
Total 4,355 SqFt



MASTERPLAN



BUILDING FLOORPLATE



Disclaimer: Plans, details and unit orientation included are indicative only and are subject to change by the developer/seller at its sole discretion without notice and/or liability. All images, including swimming pools and landscape features, interior and exterior features, finishes, furnishings, view and scale are illustrative only. Final areas, orientation, dimensions, layout and materials may differ from those stated.

# 4-Bedroom

Type A

# SOLAYA

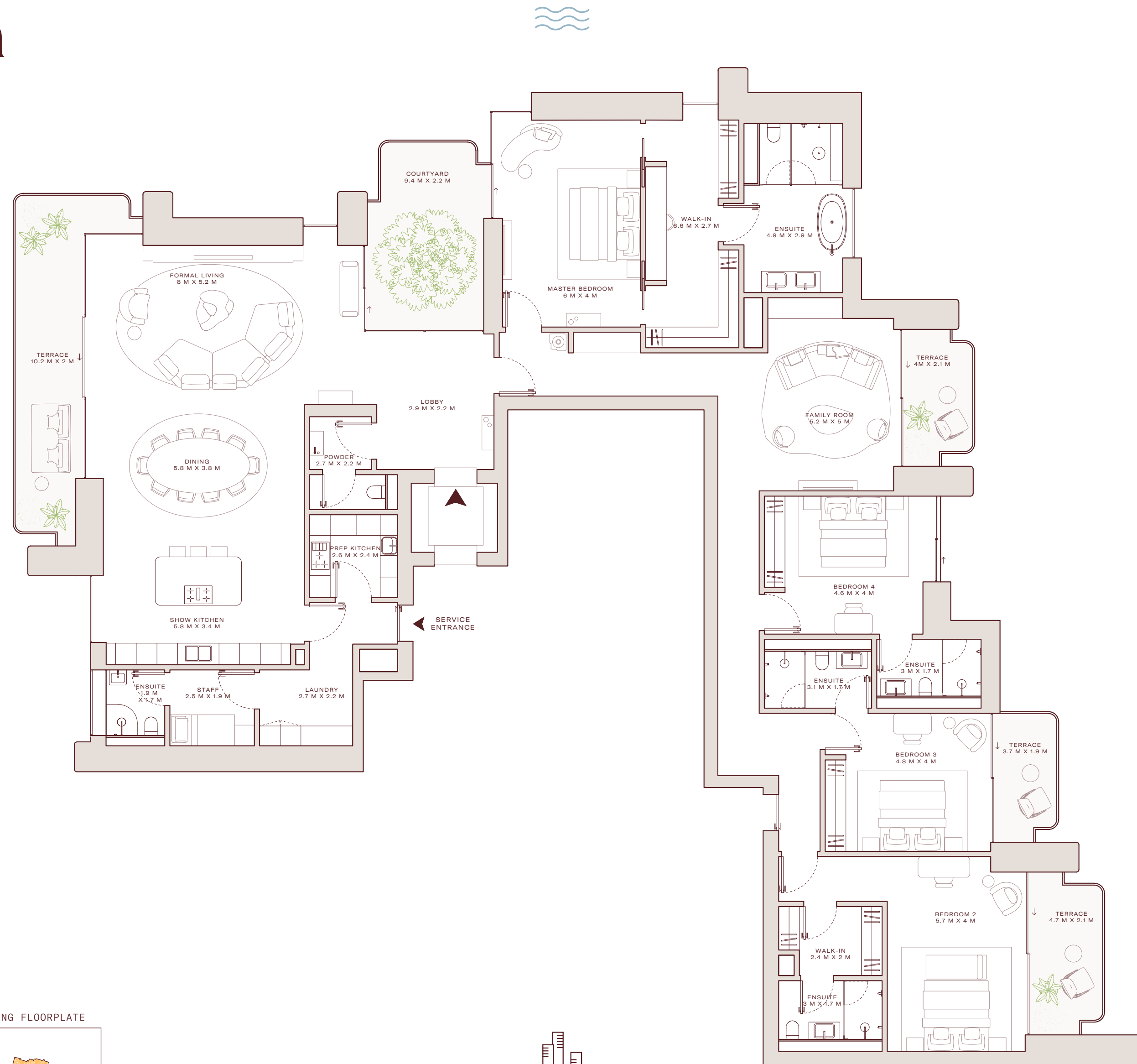
A PRIVATE COLLECTION

BUILDING 4


Unit 301, 401, 501

AREAS

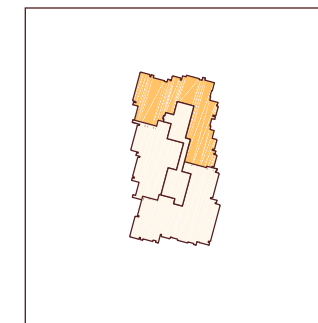
Interior 3,849 SqFt  
 Terrace 756 SqFt  
 Total 4,604 SqFt



MASTERPLAN



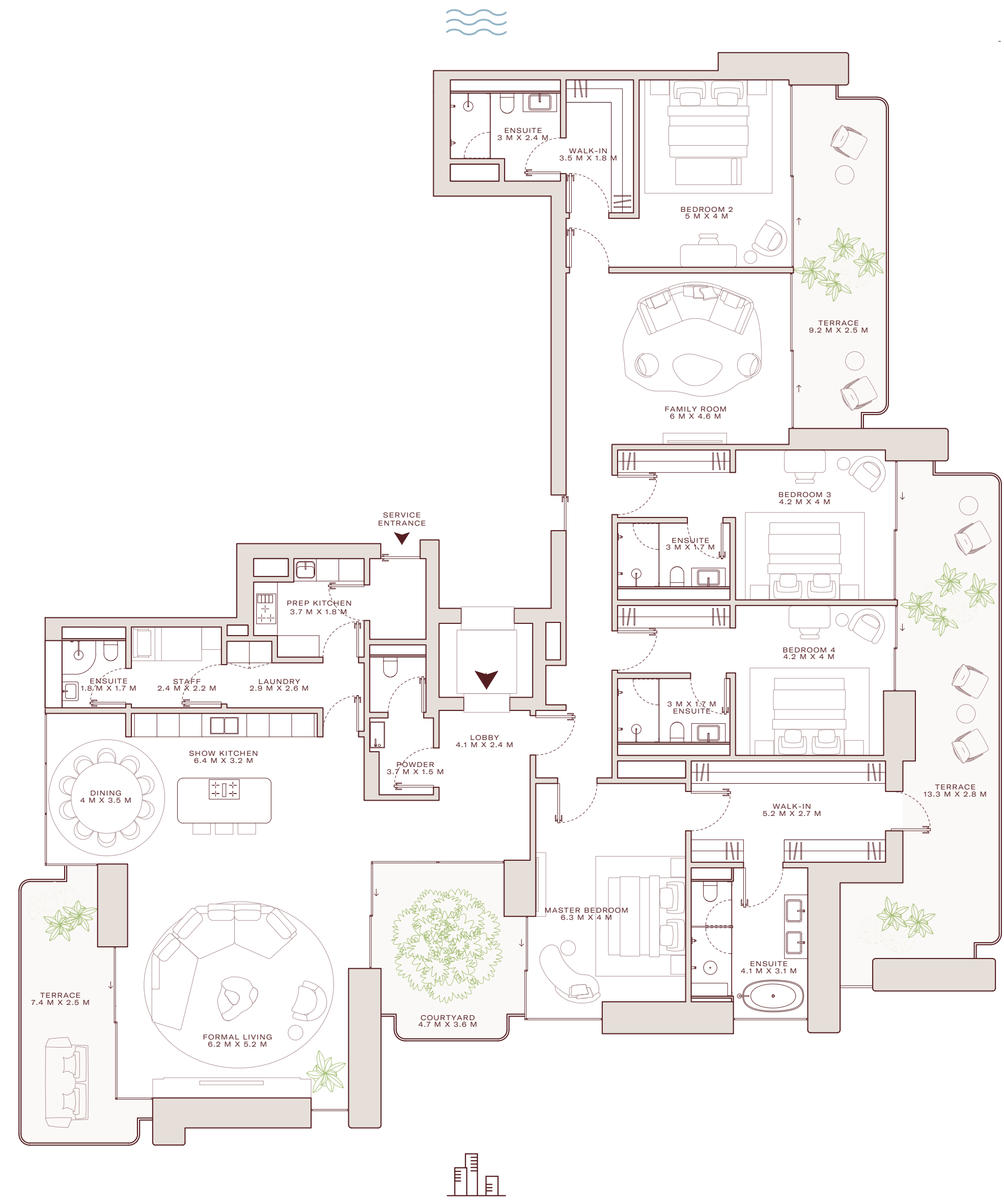
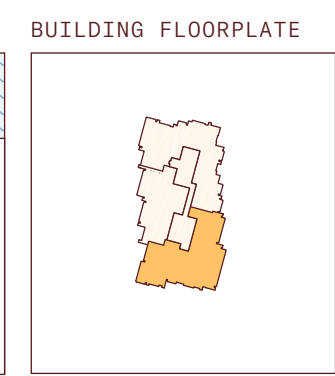
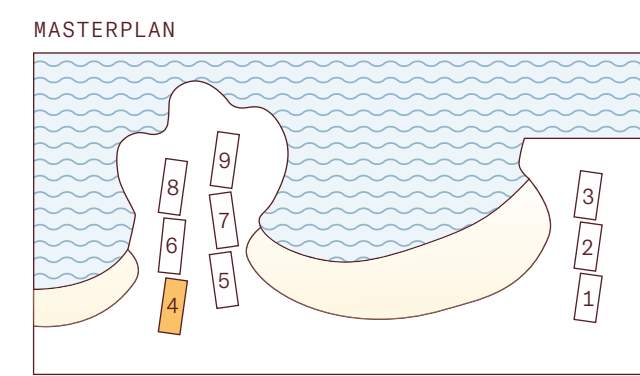
BUILDING FLOORPLATE



Disclaimer: Plans, details and unit orientation included are indicative only and are subject to change by the developer/seller at its sole discretion without notice and/or liability. All images, including swimming pools and landscape features, interior and exterior features, finishes, furnishings, view and scale are illustrative only. Final areas, orientation, dimensions, layout and materials may differ from those stated.

# 4-Bedroom

Type B



# SOLAYA

A PRIVATE COLLECTION

BUILDING 4

Unit 403

AREAS

Interior 3,515 SqFt  
 Terrace 825 SqFt  
 Total 4,339 SqFt

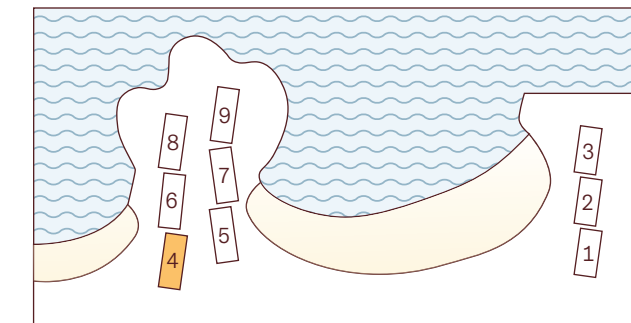
Disclaimer: Plans, details and unit orientation included are indicative only and are subject to change by the developer/seller at its sole discretion without notice and/or liability. All images, including swimming pools and landscape features, interior and exterior features, finishes, furnishings, view and scale are illustrative only. Final areas, orientation, dimensions, layout and materials may differ from those stated.

# 4-Bedroom

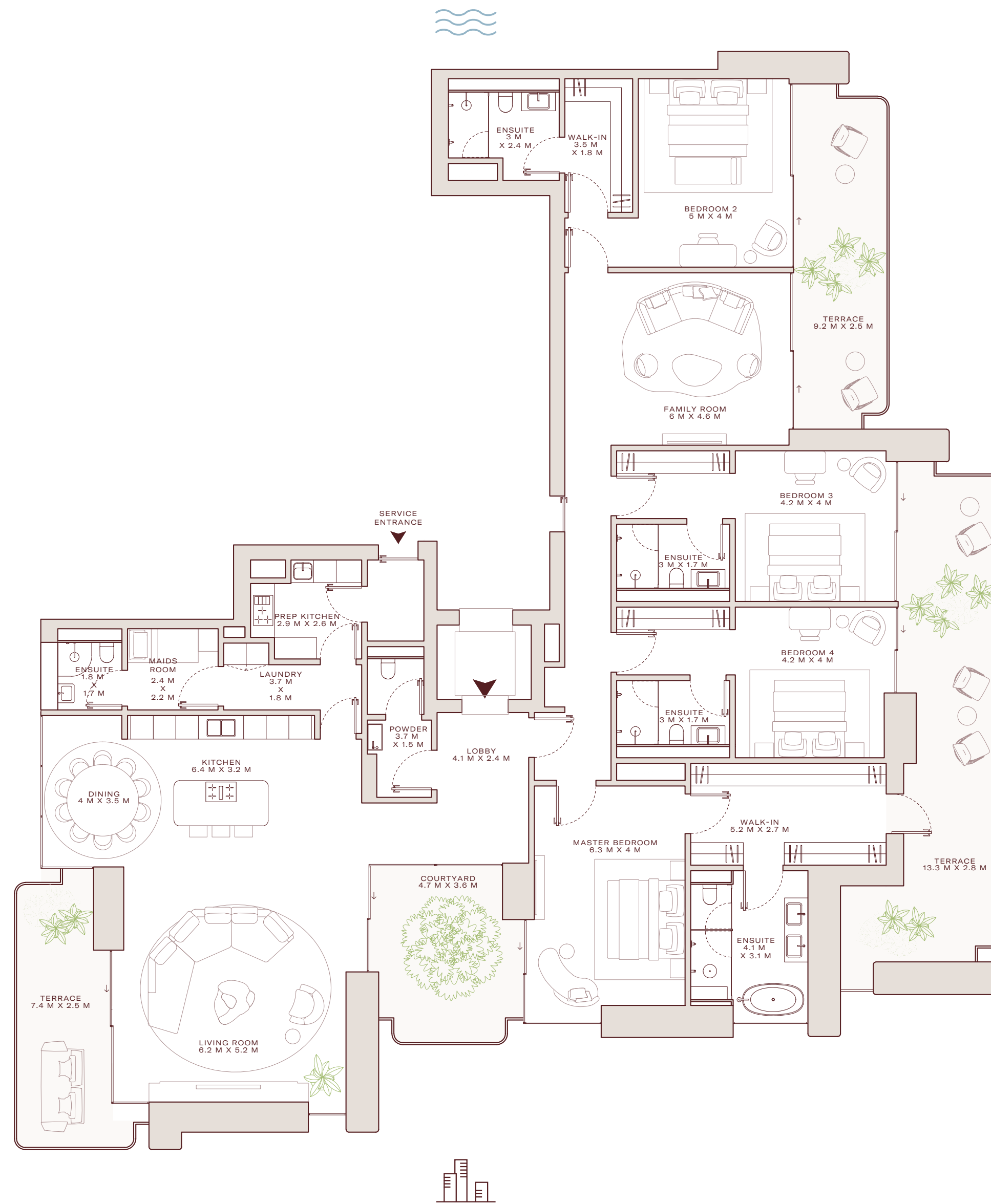
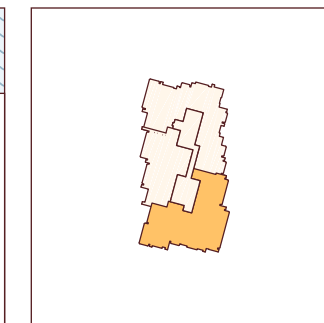
Type J



MASTERPLAN



BUILDING FLOORPLATE



# SOLAYA

A PRIVATE COLLECTION

BUILDING 4

Unit 303

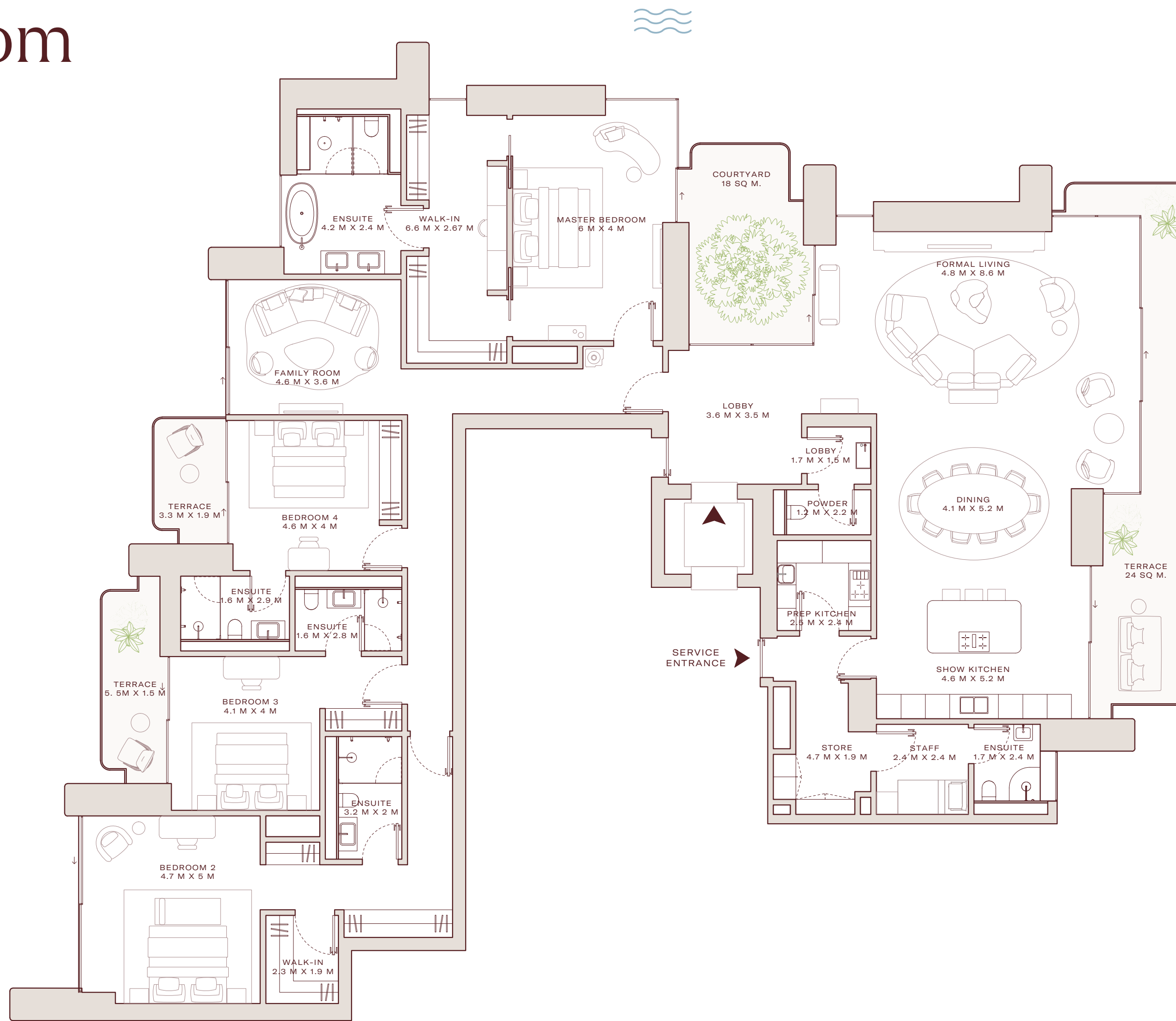
AREAS

Interior 3,516 SqFt  
Terrace 1,154 SqFt  
Total 4,670 SqFt


Disclaimer: Plans, details and unit orientation included are indicative only and are subject to change by the developer/seller at its sole discretion without notice and/or liability. All images, including swimming pools and landscape features, interior and exterior features, finishes, furnishings, view and scale are illustrative only. Final areas, orientation, dimensions, layout and materials may differ from those stated.

# 4-Bedroom

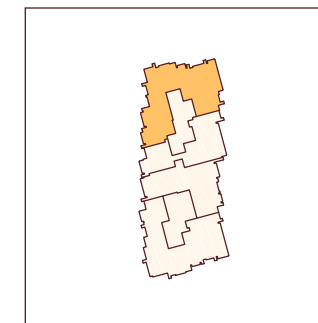
## Type C



MASTERPLAN



BUILDING FLOORPLATE



Disclaimer: Plans, details and unit orientation included are indicative only and are subject to change by the developer/seller at its sole discretion without notice and/or liability. All images, including swimming pools and landscape features, interior and exterior features, finishes, furnishings, view and scale are illustrative only. Final areas, orientation, dimensions, layout and materials may differ from those stated.

# SOLAYA

A PRIVATE COLLECTION

BUILDING 5

Unit 401, 501

AREAS

Interior 3,847 SqFt

Terrace 693 SqFt

Total 4,541 SqFt



Brookfield  
Properties

# 4-Bedroom

Type D

# SOLAYA

A PRIVATE COLLECTION

BUILDING 5

Unit 404, 504

AREAS


Interior 3,527 SqFt

Terrace 847 SqFt

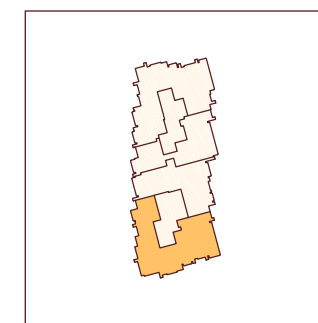
Total 4,374 SqFt



MASTERPLAN



BUILDING FLOORPLATE



Disclaimer: Plans, details and unit orientation included are indicative only and are subject to change by the developer/seller at its sole discretion without notice and/or liability. All images, including swimming pools and landscape features, interior and exterior features, finishes, furnishings, view and scale are illustrative only. Final areas, orientation, dimensions, layout and materials may differ from those stated.

# 4-Bedroom

Type C

# SOLAYA

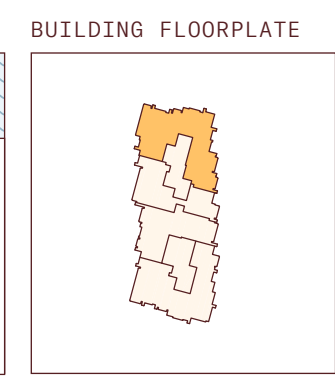
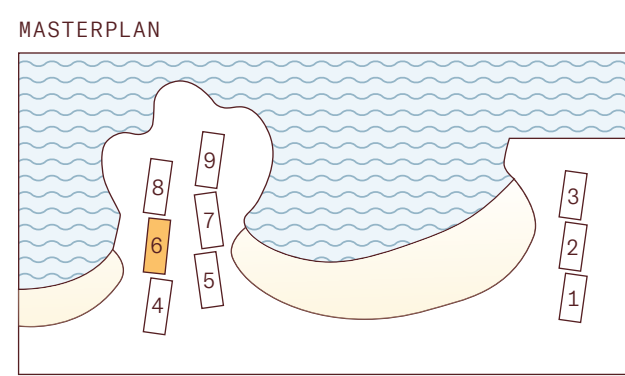
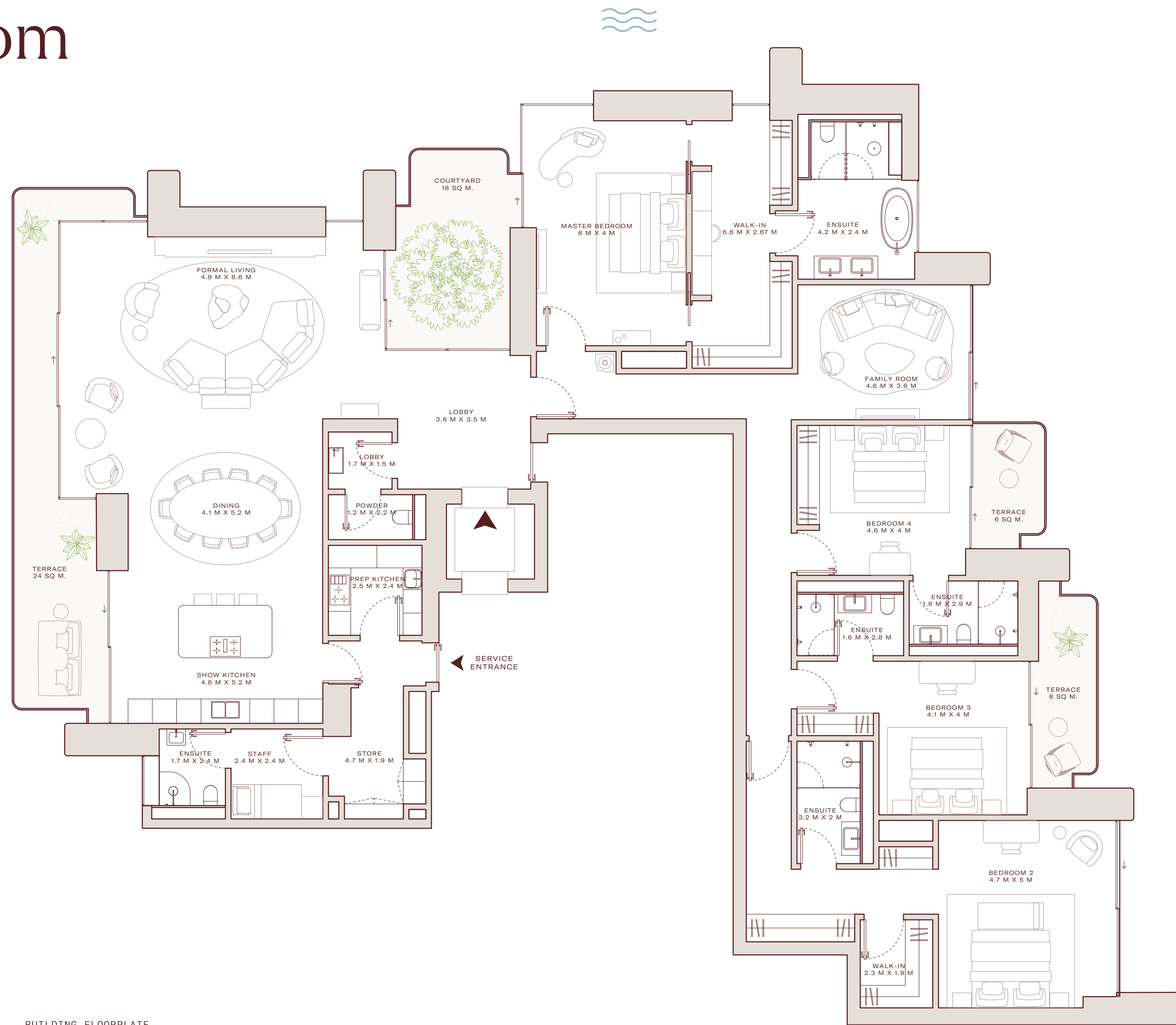
A PRIVATE COLLECTION

BUILDING 6

Unit 401, 501

AREAS

Interior 3,846 SqFt  
Terrace 692 SqFt  
Total 4,538 SqFt



Disclaimer: Plans, details and unit orientation included are indicative only and are subject to change by the developer/seller at its sole discretion without notice and/or liability. All images, including swimming pools and landscape features, interior and exterior features, finishes, furnishings, view and scale are illustrative only. Final areas, orientation, dimensions, layout and materials may differ from those stated.

# 4-Bedroom

Type D

# SOLAYA

A PRIVATE COLLECTION

BUILDING 6

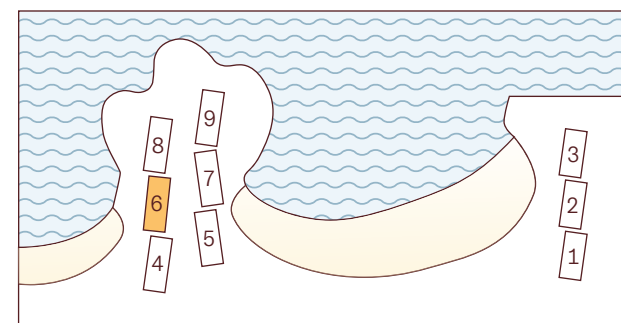
Unit 404, 504

AREAS

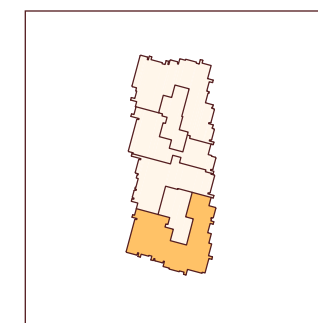
Interior 3,513 SqFt  
 Terrace 842 SqFt  
 Total 4,355 SqFt



MASTERPLAN



BUILDING FLOORPLATE



Disclaimer: Plans, details and unit orientation included are indicative only and are subject to change by the developer/seller at its sole discretion without notice and/or liability. All images, including swimming pools and landscape features, interior and exterior features, finishes, furnishings, view and scale are illustrative only. Final areas, orientation, dimensions, layout and materials may differ from those stated.

# 4-Bedroom

Type G

# SOLAYA

A PRIVATE COLLECTION

BUILDING 7

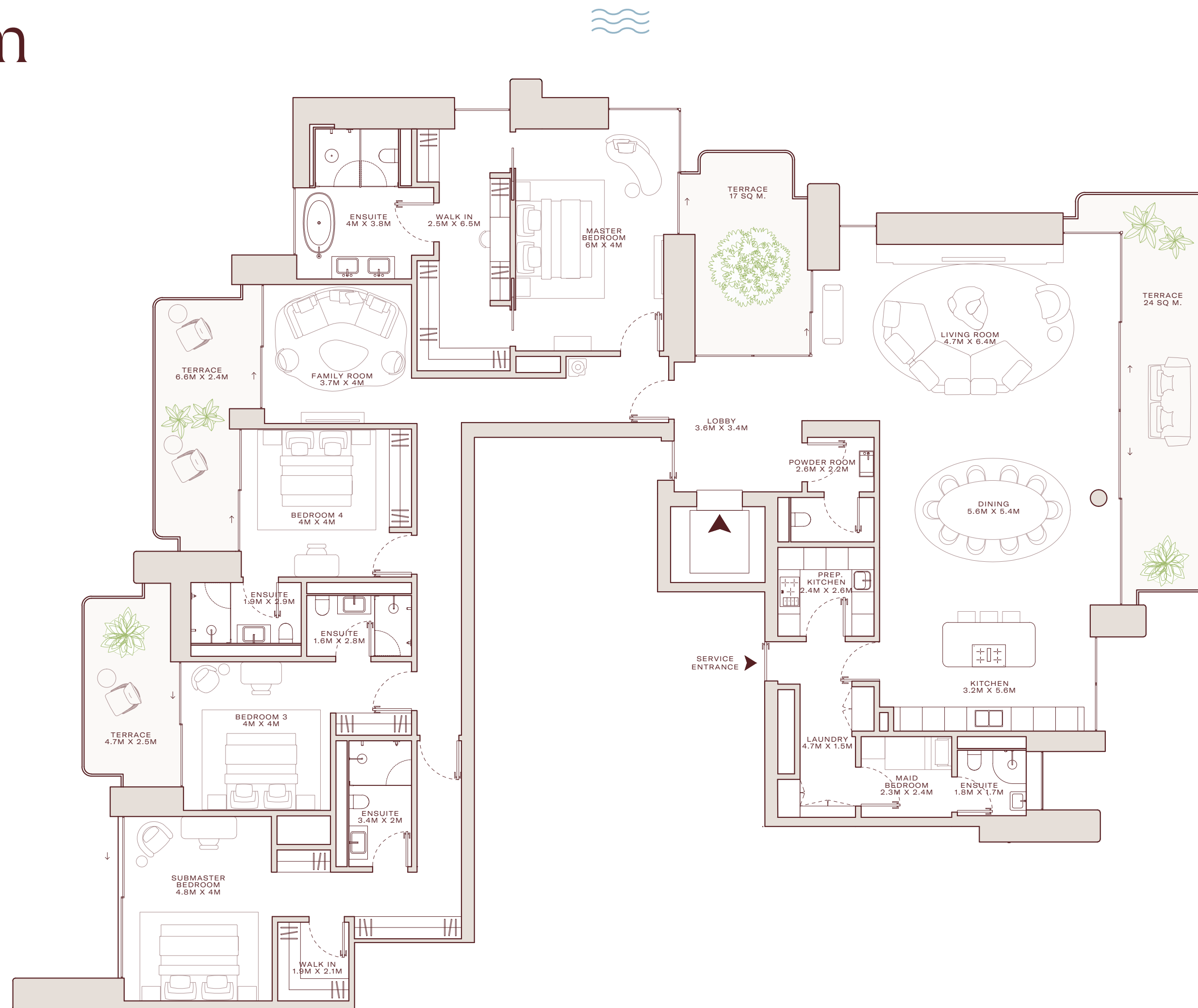
Unit 101, 201, 301, 401, 501, 601

AREAS

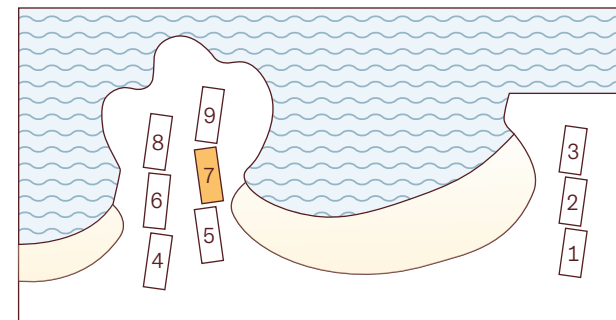
Interior 3,767 SqFt

Terrace 885 SqFt

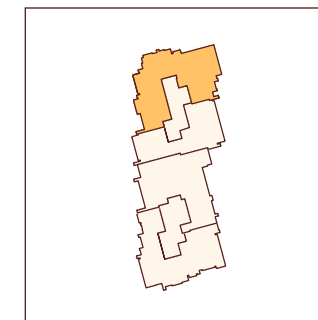
Total 4,651 SqFt



MASTERPLAN



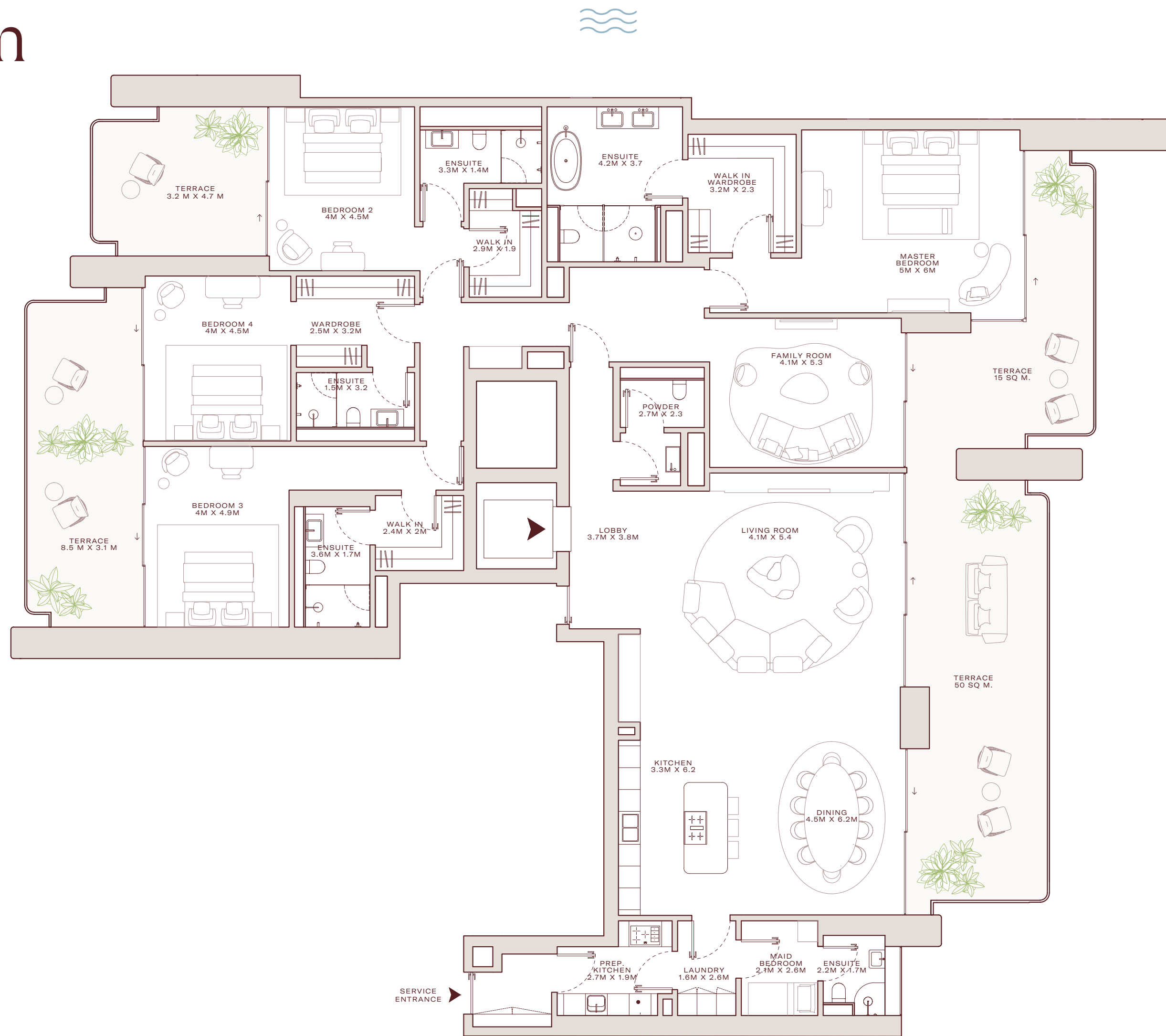
BUILDING FLOORPLATE




Disclaimer: Plans, details and unit orientation included are indicative only and are subject to change by the developer/seller at its sole discretion without notice and/or liability. All images, including swimming pools and landscape features, interior and exterior features, finishes, furnishings, view and scale are illustrative only. Final areas, orientation, dimensions, layout and materials may differ from those stated.

# 4-Bedroom

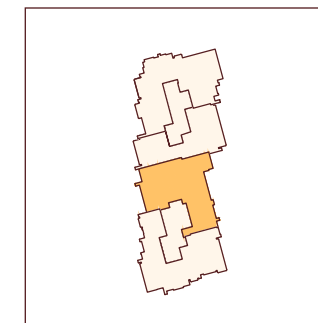
Type H



MASTERPLAN



BUILDING FLOORPLATE



Disclaimer: Plans, details and unit orientation included are indicative only and are subject to change by the developer/seller at its sole discretion without notice and/or liability. All images, including swimming pools and landscape features, interior and exterior features, finishes, furnishings, view and scale are illustrative only. Final areas, orientation, dimensions, layout and materials may differ from those stated.

# SOLAYA

A PRIVATE COLLECTION

BUILDING 7

Unit 303, 403, 503, 603

AREAS

Interior 3,975 SqFt

Terrace 1,375 SqFt

Total 5,349 SqFt



**Brookfield**  
Properties

# 4-Bedroom

Type I



# SOLAYA

A PRIVATE COLLECTION

BUILDING 7

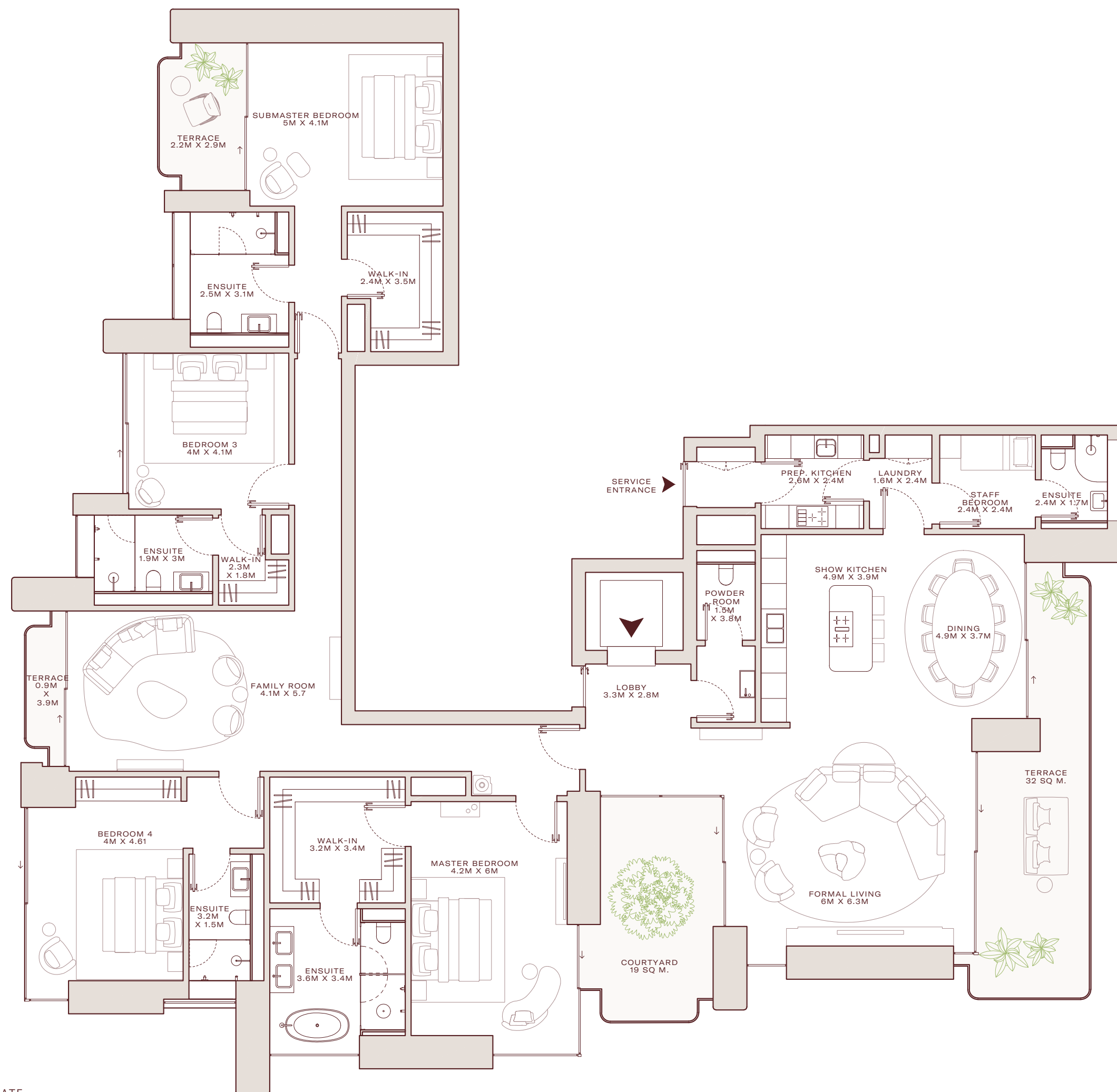
Unit 304, 404, 504, 604

AREAS


Interior 3,598 SqFt

Terrace 710 SqFt

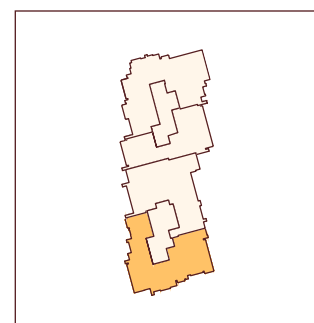
Total 4,309 SqFt



MASTERPLAN



BUILDING FLOORPLATE



Disclaimer: Plans, details and unit orientation included are indicative only and are subject to change by the developer/seller at its sole discretion without notice and/or liability. All images, including swimming pools and landscape features, interior and exterior features, finishes, furnishings, view and scale are illustrative only. Final areas, orientation, dimensions, layout and materials may differ from those stated.

# 5-Bedroom

## KEY FEATURES

Increased floor-to-floor ceiling heights  
compared to other classic residences

Direct courtyard/terrace  
access from all rooms\*

Equipped with two staff rooms

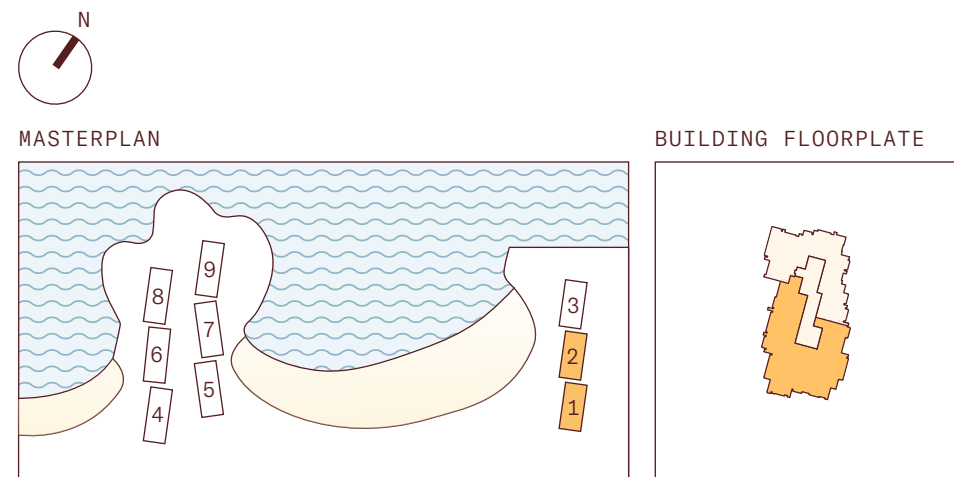
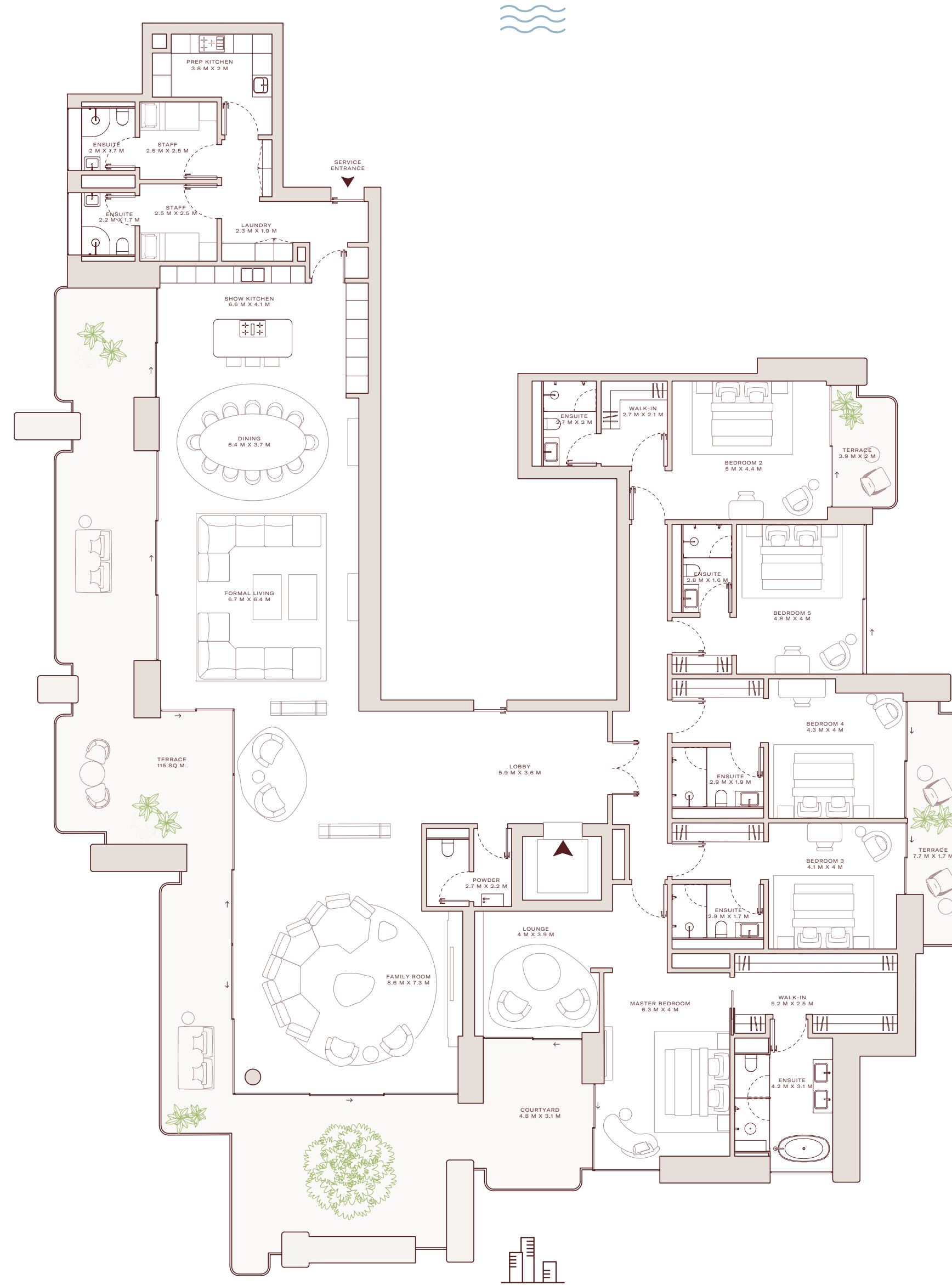
Additional family room



\*AVAILABLE IN SELECT UNITS

# 5-Bedroom

Type A



Disclaimer: Plans, details and unit orientation included are indicative only and are subject to change by the developer/seller at its sole discretion without notice and/or liability. All images, including swimming pools and landscape features, interior and exterior features, finishes, furnishings, view and scale are illustrative only. Final areas, orientation, dimensions, layout and materials may differ from those stated.

# SOLAYA

A PRIVATE COLLECTION

BUILDING 1

Unit 502

BUILDING 2

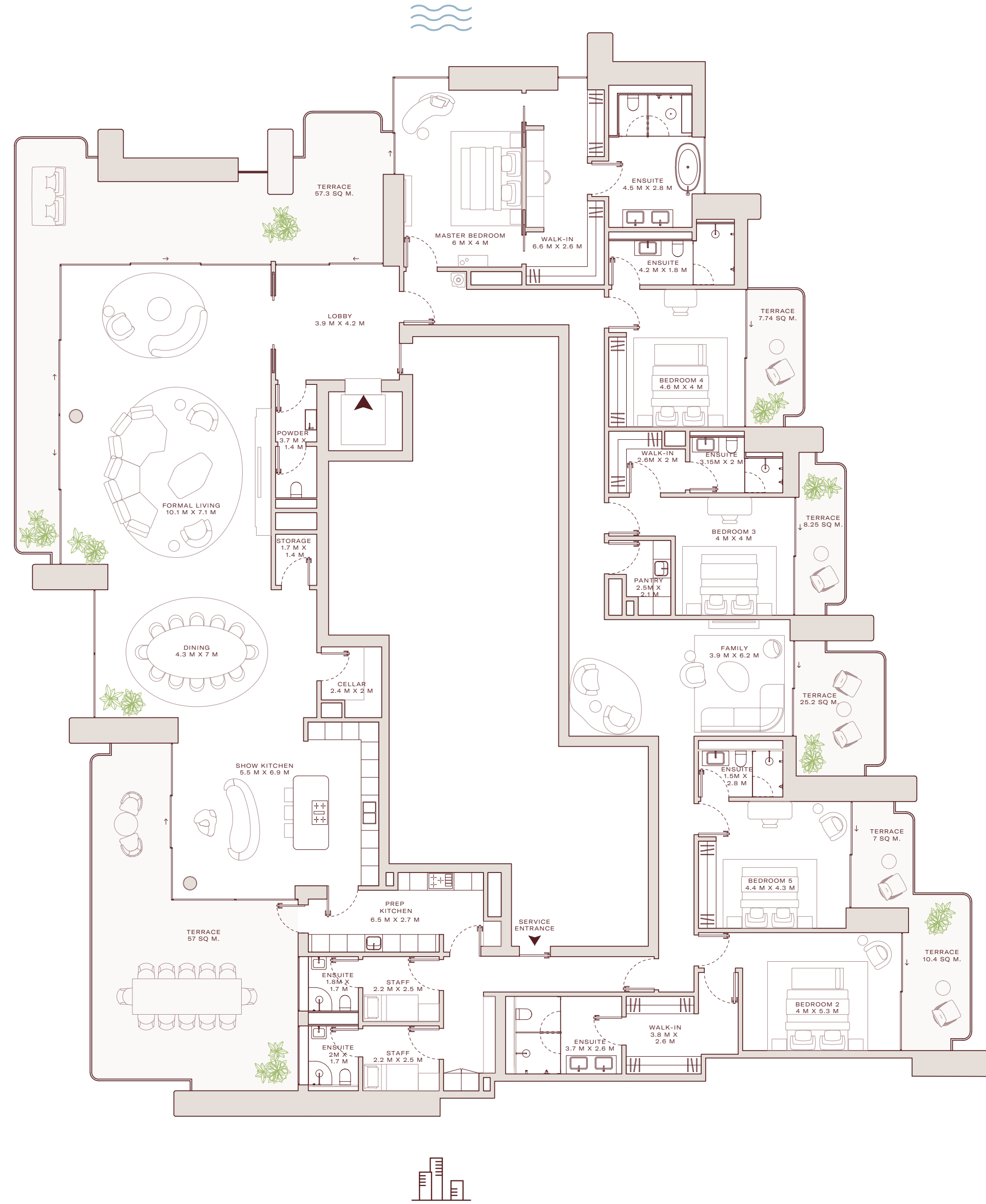
Unit 602

AREAS


Interior 5,211 SqFt  
Terrace 1,776 SqFt  
Total 6,987 SqFt

# 5-Bedroom

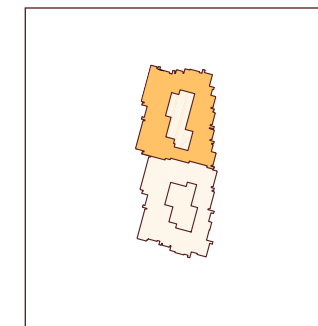
Type B



MASTERPLAN



BUILDING FLOORPLATE



# SOLAYA

A PRIVATE COLLECTION

BUILDING 3

Unit 701

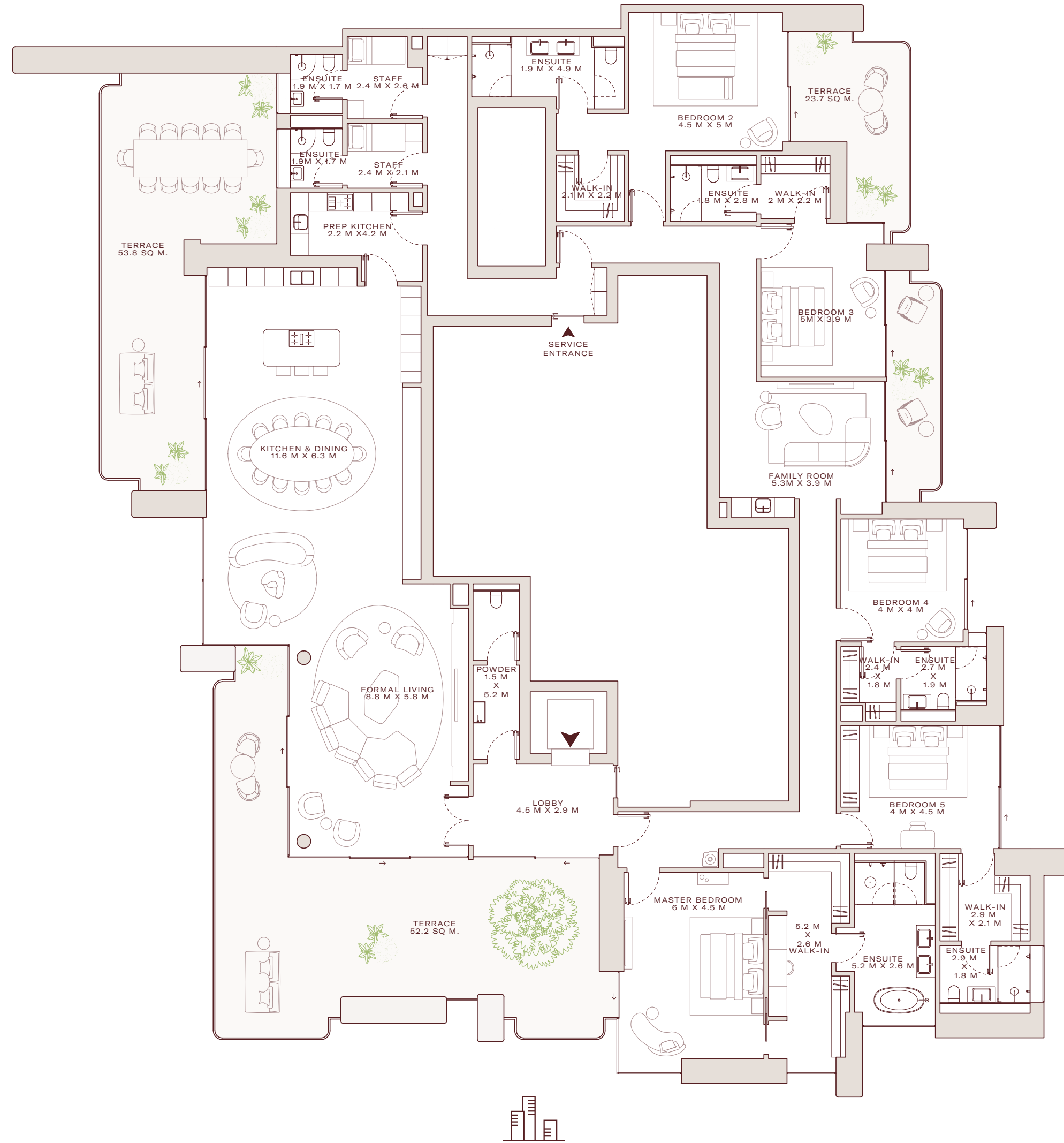
AREAS

Interior 5,652 SqFt  
 Terrace 1,990 SqFt  
 Total 7,643 SqFt


Disclaimer: Plans, details and unit orientation included are indicative only and are subject to change by the developer/seller at its sole discretion without notice and/or liability. All images, including swimming pools and landscape features, interior and exterior features, finishes, furnishings, view and scale are illustrative only. Final areas, orientation, dimensions, layout and materials may differ from those stated.

# 5-Bedroom

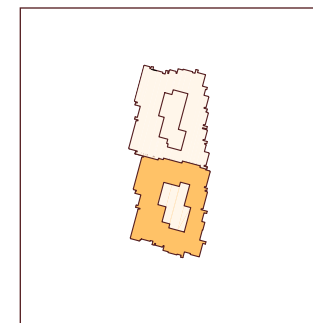
Type C



MASTERPLAN



BUILDING FLOORPLATE



# SOLAYA

A PRIVATE COLLECTION

BUILDING 3

Unit 702

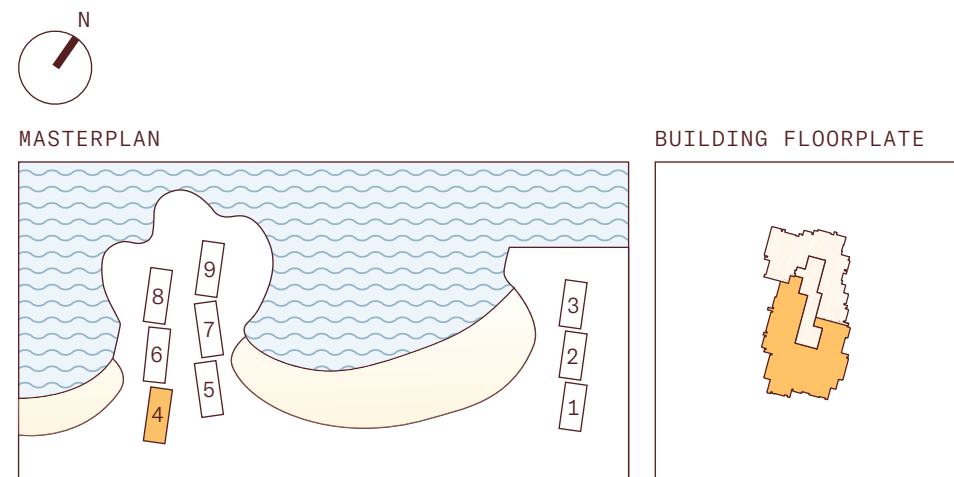
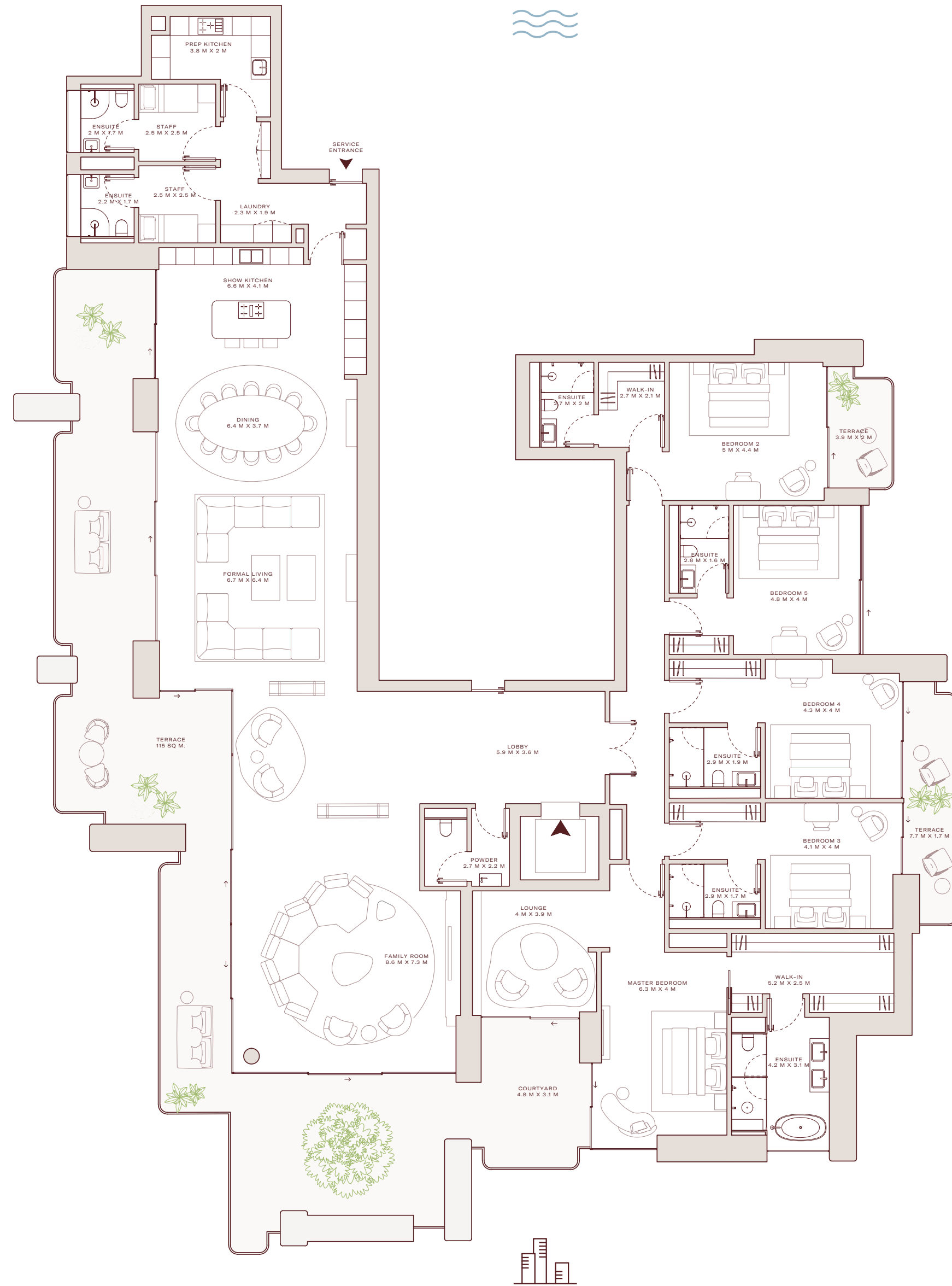
AREAS

Interior 5,333 SqFt  
 Terrace 2,002 SqFt  
 Total 7,335 SqFt

Disclaimer: Plans, details and unit orientation included are indicative only and are subject to change by the developer/seller at its sole discretion without notice and/or liability. All images, including swimming pools and landscape features, interior and exterior features, finishes, furnishings, view and scale are illustrative only. Final areas, orientation, dimensions, layout and materials may differ from those stated.

# 5-Bedroom

Type A



Disclaimer: Plans, details and unit orientation included are indicative only and are subject to change by the developer/seller at its sole discretion without notice and/or liability. All images, including swimming pools and landscape features, interior and exterior features, finishes, furnishings, view and scale are illustrative only. Final areas, orientation, dimensions, layout and materials may differ from those stated.

# SOLAYA

A PRIVATE COLLECTION

BUILDING 4

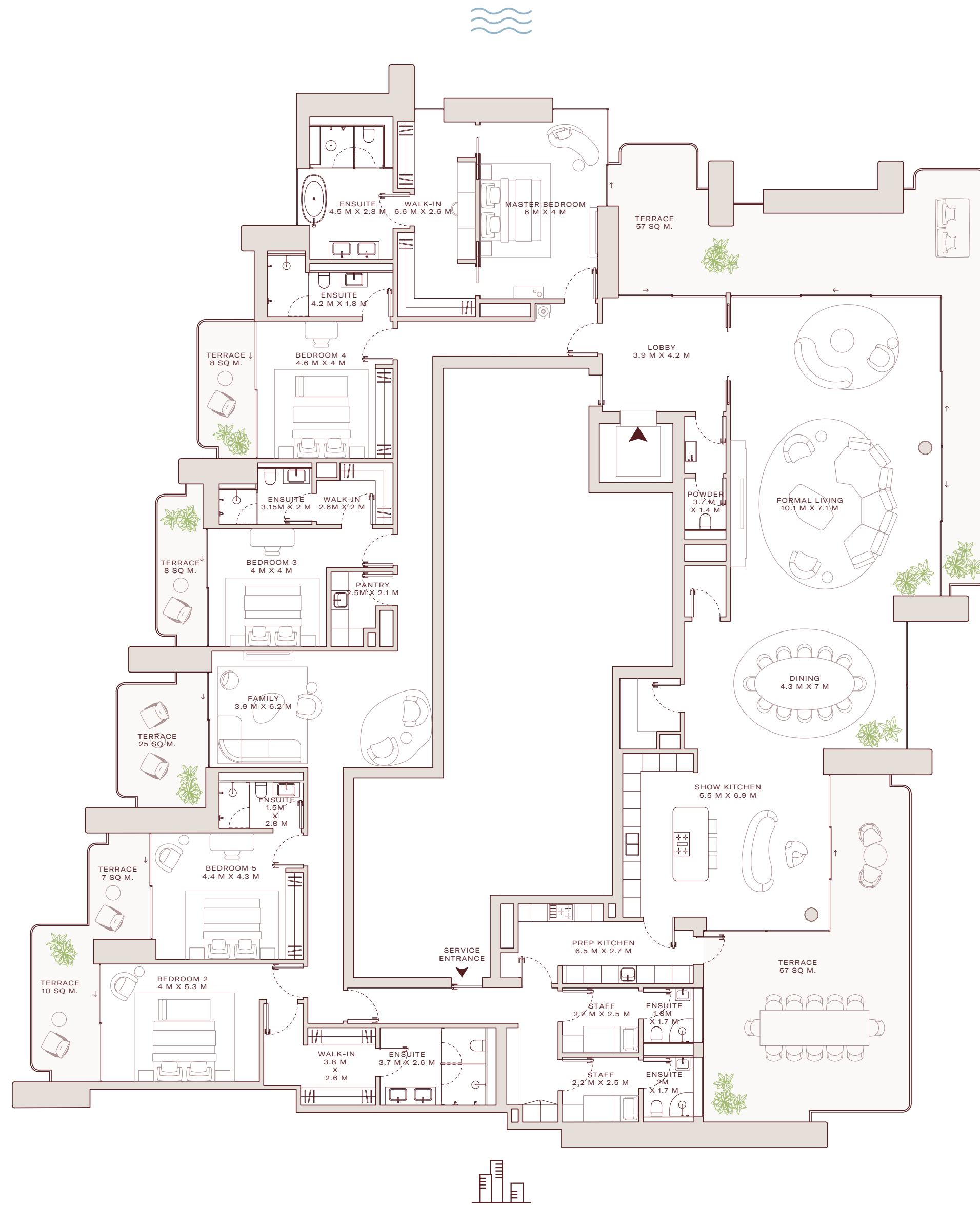
Unit 502

AREAS


Interior 5,216 SqFt  
 Terrace 1,781 SqFt  
 Total 6,997 SqFt

# 5-Bedroom

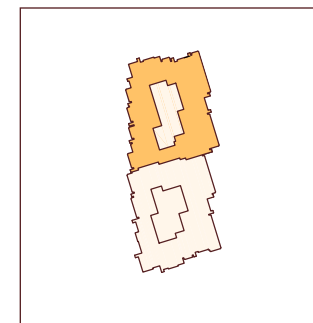
Type B



MASTERPLAN



BUILDING FLOORPLATE



Disclaimer: Plans, details and unit orientation included are indicative only and are subject to change by the developer/seller at its sole discretion without notice and/or liability. All images, including swimming pools and landscape features, interior and exterior features, finishes, furnishings, view and scale are illustrative only. Final areas, orientation, dimensions, layout and materials may differ from those stated.

# SOLAYA

A PRIVATE COLLECTION

BUILDING 5

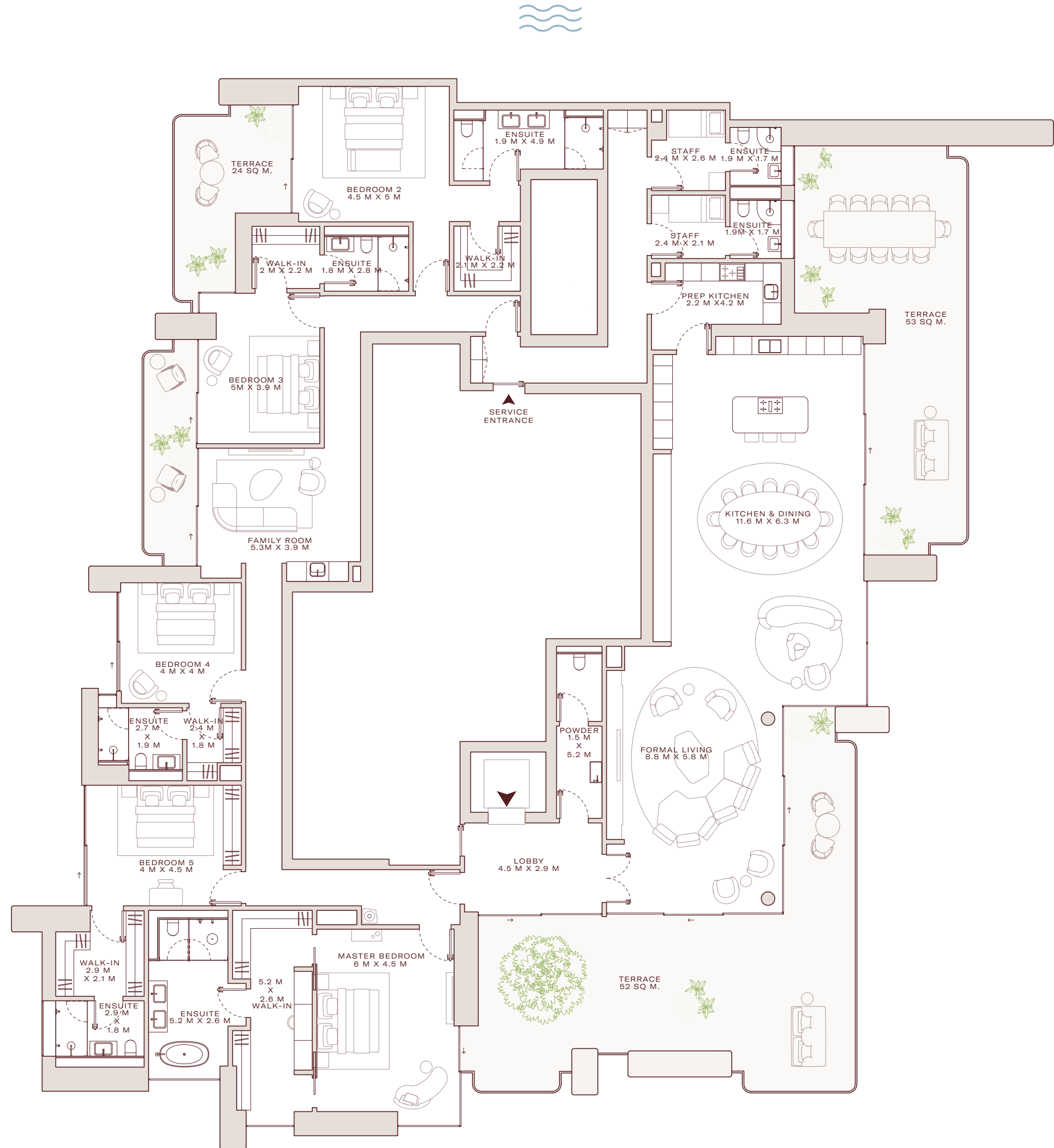
Unit 601

AREAS


Interior 5,664 SqFt  
 Terrace 1,985 SqFt  
 Total 7,649 SqFt

# 5-Bedroom

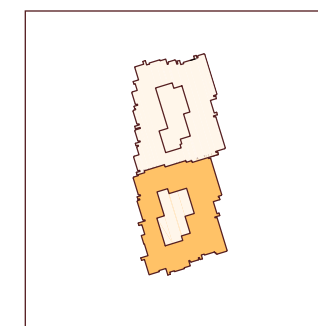
Type C



MASTERPLAN



BUILDING FLOORPLATE



Disclaimer: Plans, details and unit orientation included are indicative only and are subject to change by the developer/seller at its sole discretion without notice and/or liability. All images, including swimming pools and landscape features, interior and exterior features, finishes, furnishings, view and scale are illustrative only. Final areas, orientation, dimensions, layout and materials may differ from those stated.

# SOLAYA

A PRIVATE COLLECTION

BUILDING 5

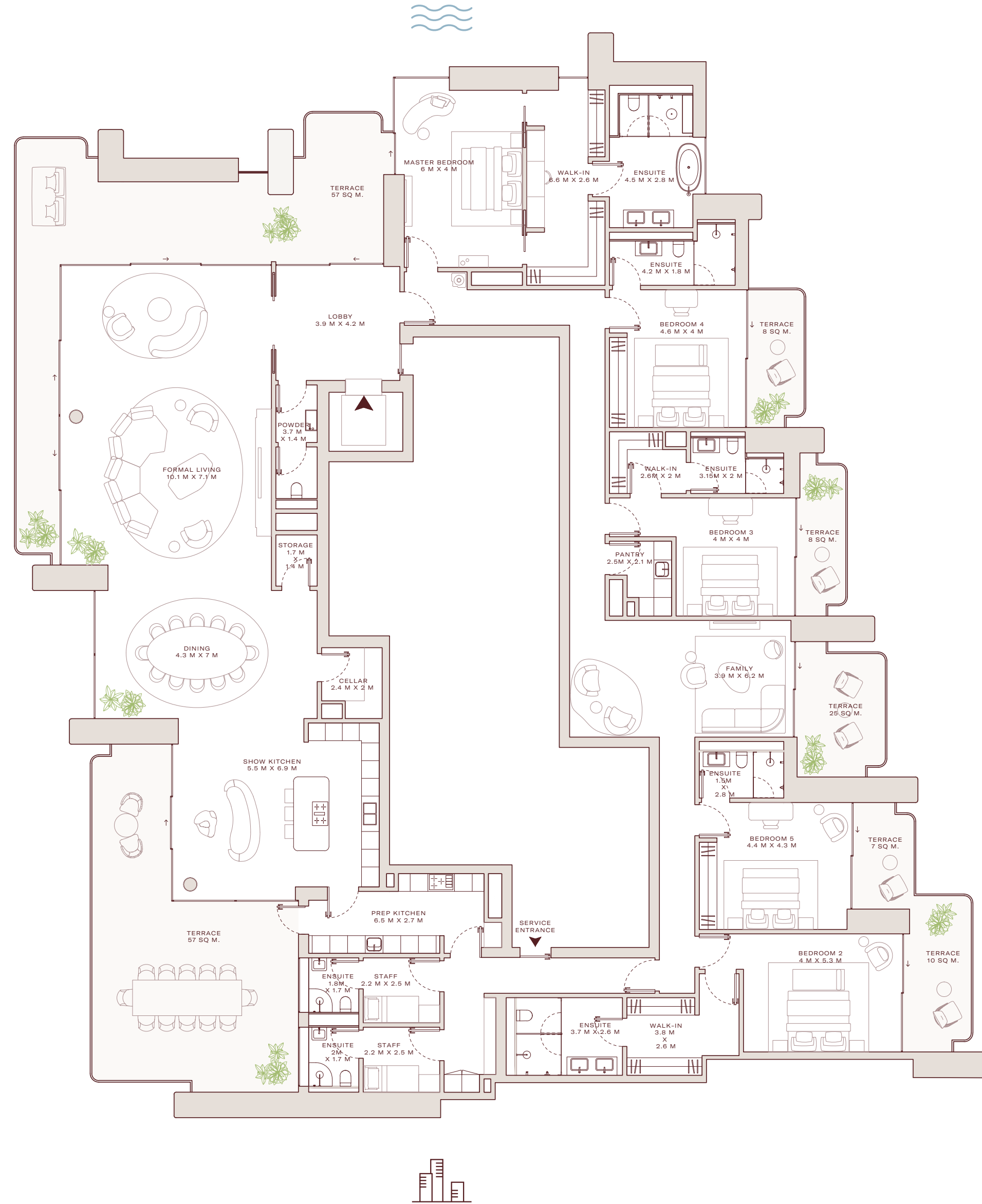
Unit 602

AREAS

Interior 5,331 SqFt  
Terrace 2,028 SqFt  
Total 7,360 SqFt

# 5-Bedroom

Type B



# SOLAYA

A PRIVATE COLLECTION

BUILDING 6


Unit 601

AREAS

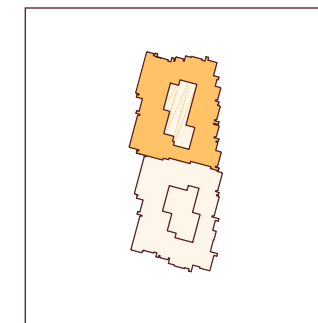
Interior 5,652 SqFt  
 Terrace 1,990 SqFt  
 Total 7,643 SqFt



MASTERPLAN



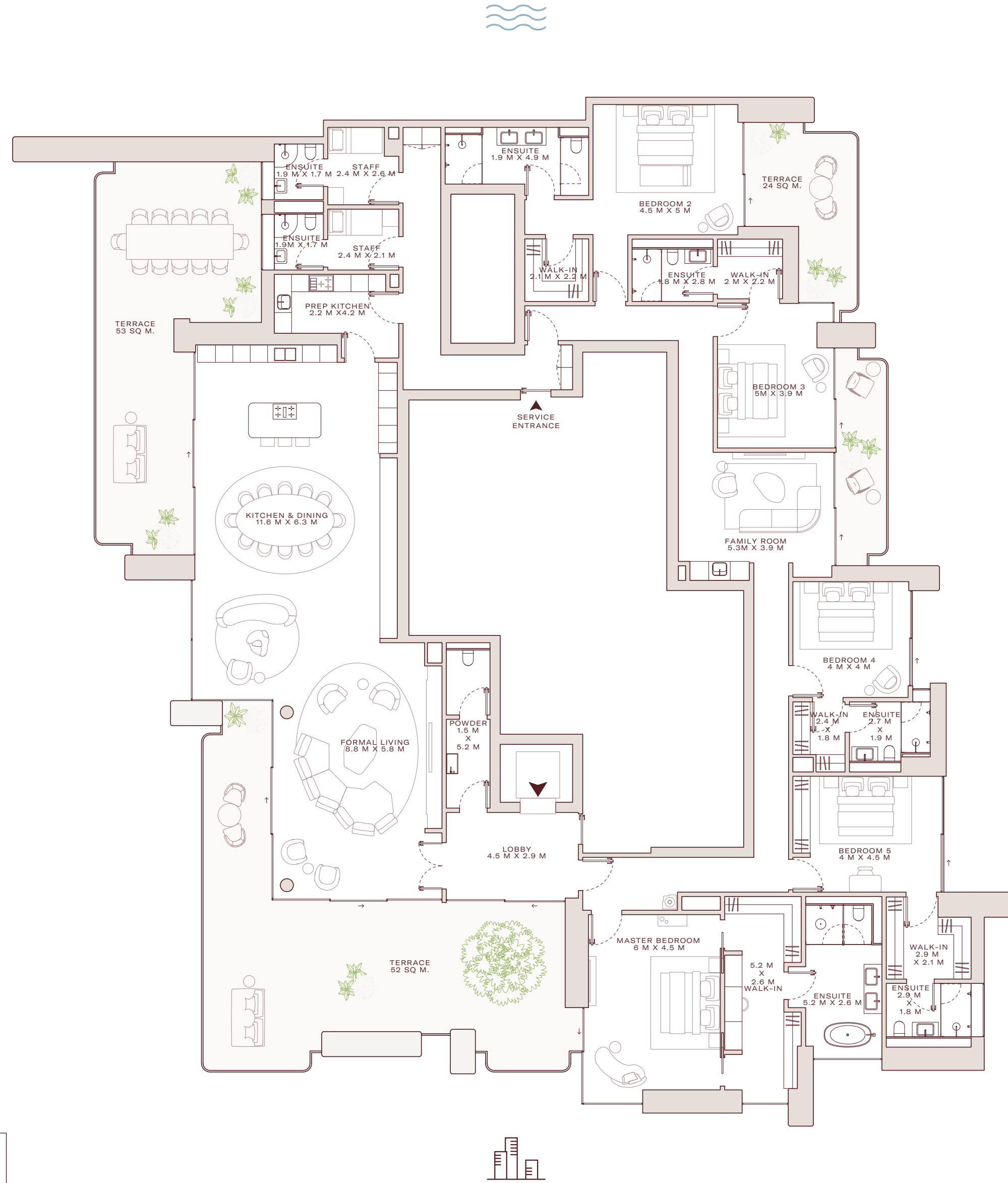
BUILDING FLOORPLATE




Disclaimer: Plans, details and unit orientation included are indicative only and are subject to change by the developer/seller at its sole discretion without notice and/or liability. All images, including swimming pools and landscape features, interior and exterior features, finishes, furnishings, view and scale are illustrative only. Final areas, orientation, dimensions, layout and materials may differ from those stated.

# 5-Bedroom

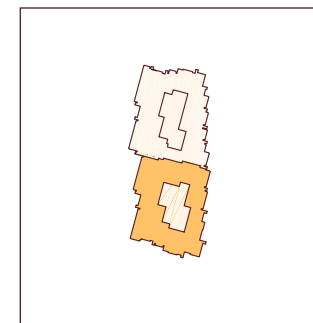
Type C



MASTERPLAN



BUILDING FLOORPLATE



# SOLAYA

A PRIVATE COLLECTION

BUILDING 6

Unit 602

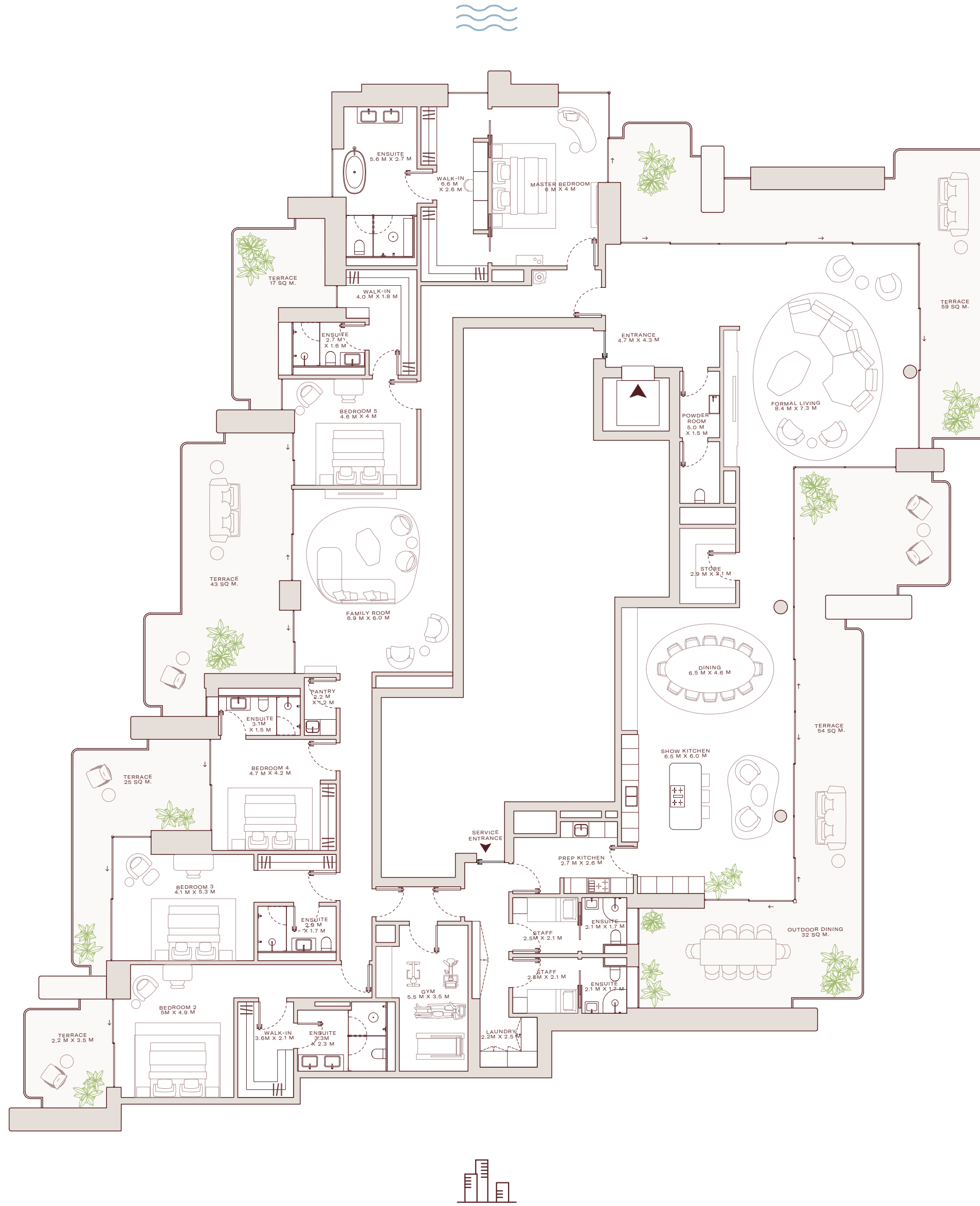
AREAS

Interior 5,333 SqFt  
 Terrace 2,002 SqFt  
 Total 7,335 SqFt


Disclaimer: Plans, details and unit orientation included are indicative only and are subject to change by the developer/seller at its sole discretion without notice and/or liability. All images, including swimming pools and landscape features, interior and exterior features, finishes, furnishings, view and scale are illustrative only. Final areas, orientation, dimensions, layout and materials may differ from those stated.

# 5-Bedroom

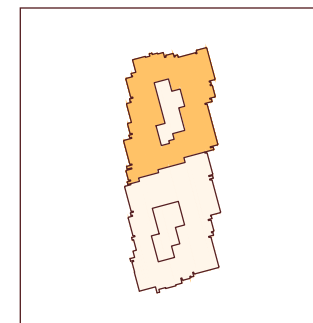
Type F



MASTERPLAN



BUILDING FLOORPLATE



Disclaimer: Plans, details and unit orientation included are indicative only and are subject to change by the developer/seller at its sole discretion without notice and/or liability. All images, including swimming pools and landscape features, interior and exterior features, finishes, furnishings, view and scale are illustrative only. Final areas, orientation, dimensions, layout and materials may differ from those stated.

# SOLAYA

A PRIVATE COLLECTION

BUILDING 7

Unit 701

AREAS

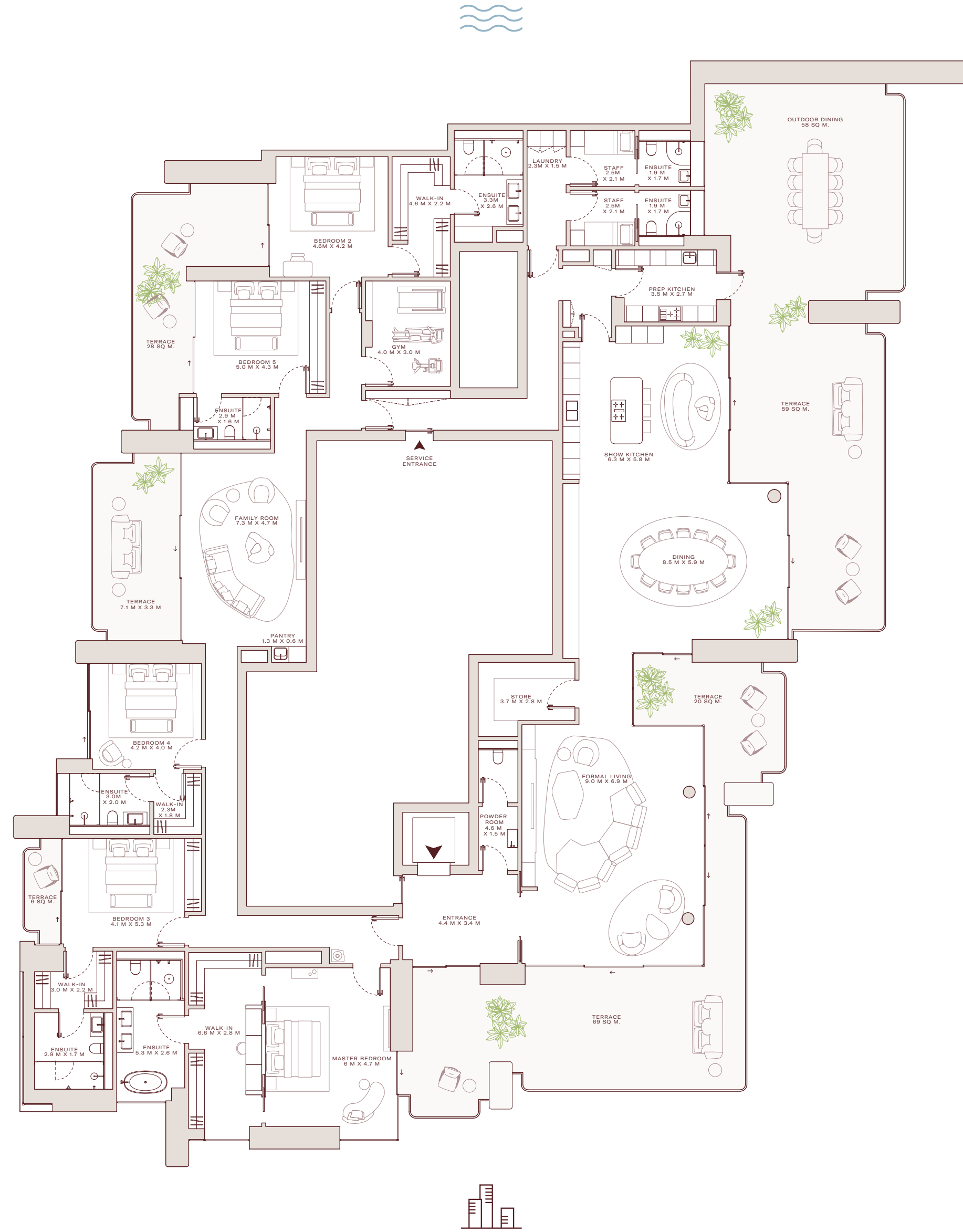
Interior 5,934 SqFt  
 Terrace 2,723 SqFt  
 Total 8,657 SqFt




Brookfield  
Properties

# 5-Bedroom

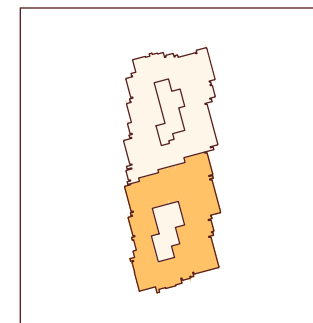
## Type G



MASTERPLAN



BUILDING FLOORPLATE



Disclaimer: Plans, details and unit orientation included are indicative only and are subject to change by the developer/seller at its sole discretion without notice and/or liability. All images, including swimming pools and landscape features, interior and exterior features, finishes, furnishings, view and scale are illustrative only. Final areas, orientation, dimensions, layout and materials may differ from those stated.

# SOLAYA

A PRIVATE COLLECTION

BUILDING 7

Unit 702

AREAS

Interior 6,076 SqFt  
 Terrace 2,950 SqFt  
 Total 9,026 SqFt



Brookfield  
Properties

# SIGNATURE RESIDENCES


## 3-BEDROOM GARDEN

Designed for ground-level living, these three bedroom residences provide a seamless indoor-outdoor lifestyle, each with its own garden and pool. Privacy of the outdoor spaces is enhanced by projecting canopies and garden walls, which vary in height from 1.2m to 1.8m. The ground floor level is positioned above pedestrian access.

# 3-Bedroom Garden

## KEY FEATURES

- Private pools and gardens
- Arrival through courtyard
- Equipped with prep kitchen and show kitchen



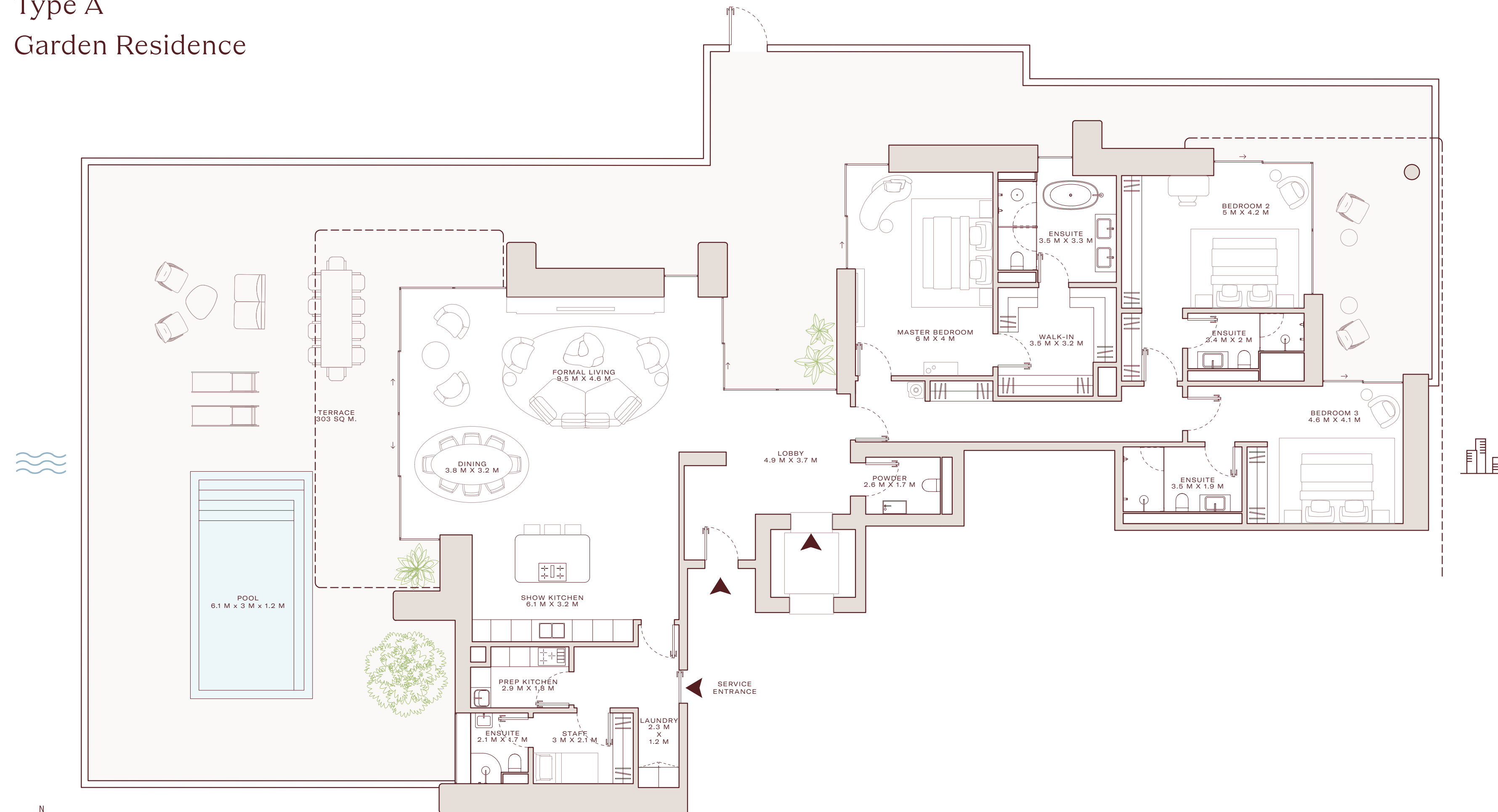
# 3-Bedroom

Type A

Garden Residence

# SOLAYA

A PRIVATE COLLECTION



BUILDING 1

G01

BUILDING 2

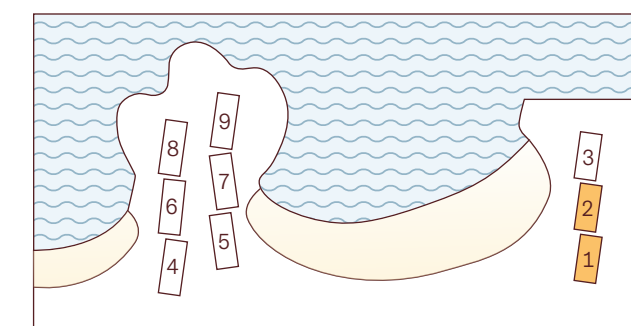
G01

AREAS

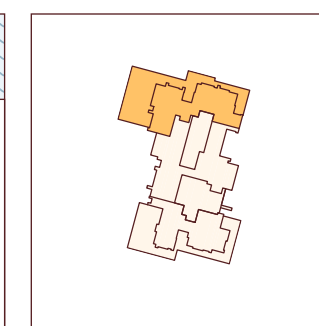
Interior 2,991 SqFt  
Terrace 3,488 SqFt  
Total 6,480 SqFt



MASTERPLAN



BUILDING FLOORPLATE



Disclaimer: Plans, details and unit orientation included are indicative only and are subject to change by the developer/seller at its sole discretion without notice and/or liability. All images, including swimming pools and landscape features, interior and exterior features, finishes, furnishings, view and scale are illustrative only. Final areas, orientation, dimensions, layout and materials may differ from those stated.

# 3-Bedroom

Type B

Garden Residence



# SOLAYA

A PRIVATE COLLECTION



BUILDING 1

G02

BUILDING 2


G02

AREAS

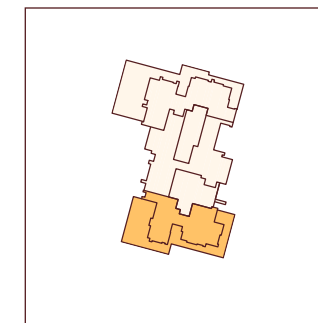
Interior 2,674 SqFt  
Terrace 3,048 SqFt  
Total 5,722 SqFt



MASTERPLAN



BUILDING FLOORPLATE



Disclaimer: Plans, details and unit orientation included are indicative only and are subject to change by the developer/seller at its sole discretion without notice and/or liability. All images, including swimming pools and landscape features, interior and exterior features, finishes, furnishings, view and scale are illustrative only. Final areas, orientation, dimensions, layout and materials may differ from those stated.

# 3-Bedroom

Type C

Garden Residence



# SOLAYA

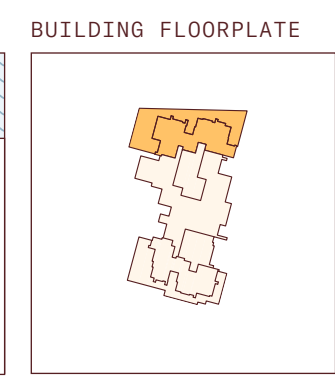
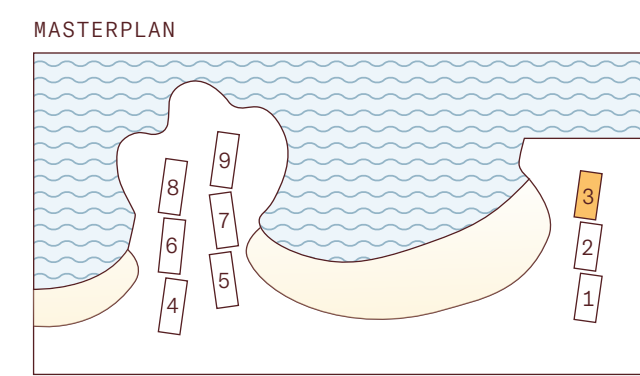
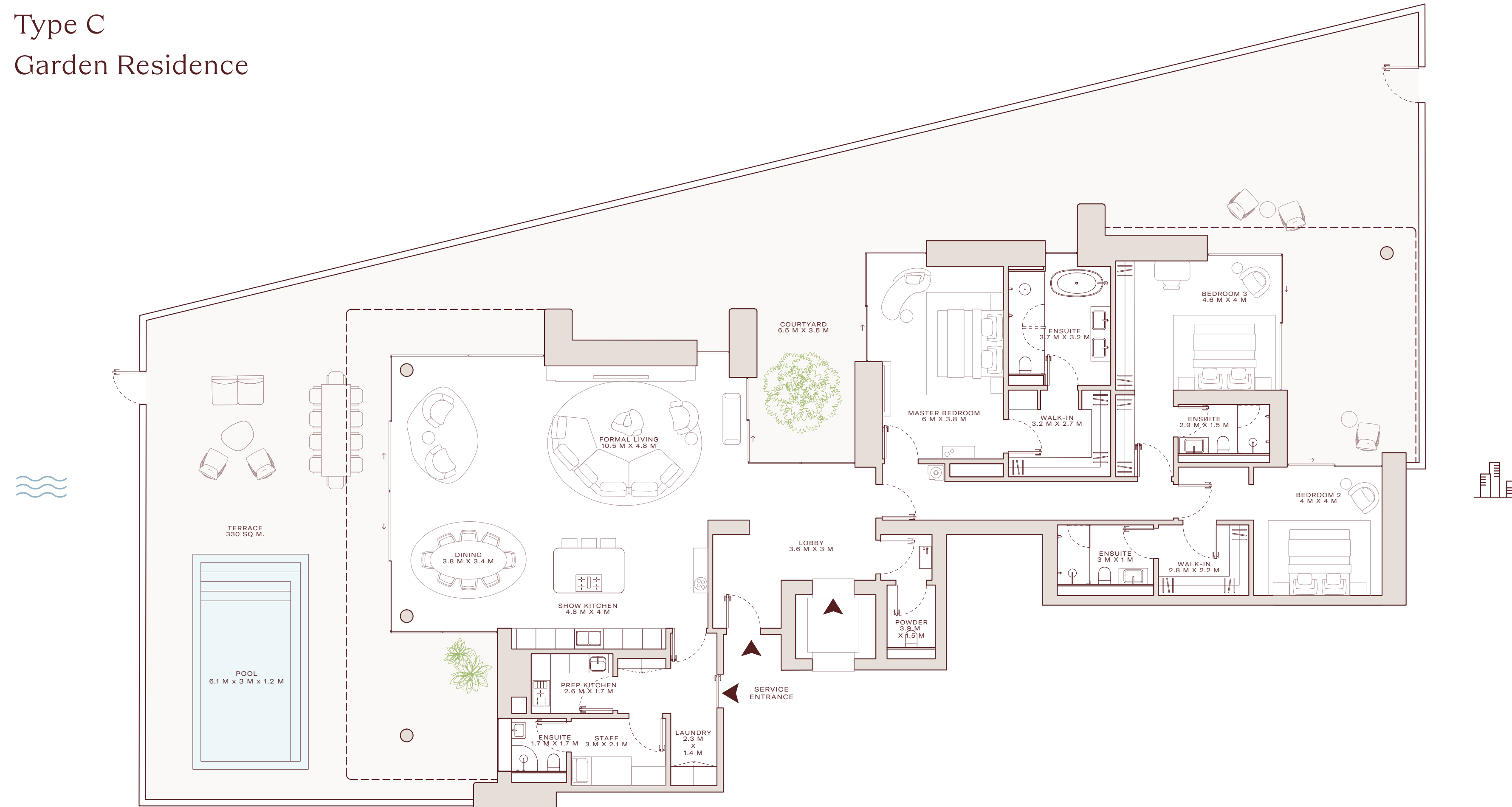
A PRIVATE COLLECTION

BUILDING 3

G01

AREAS

Interior 3,090 SqFt  
Terrace 3,775 SqFt  
Total 6,866 SqFt



Disclaimer: Plans, details and unit orientation included are indicative only and are subject to change by the developer/seller at its sole discretion without notice and/or liability. All images, including swimming pools and landscape features, interior and exterior features, finishes, furnishings, view and scale are illustrative only. Final areas, orientation, dimensions, layout and materials may differ from those stated.

# 3-Bedroom

Type D

Garden Residence



# SOLAYA

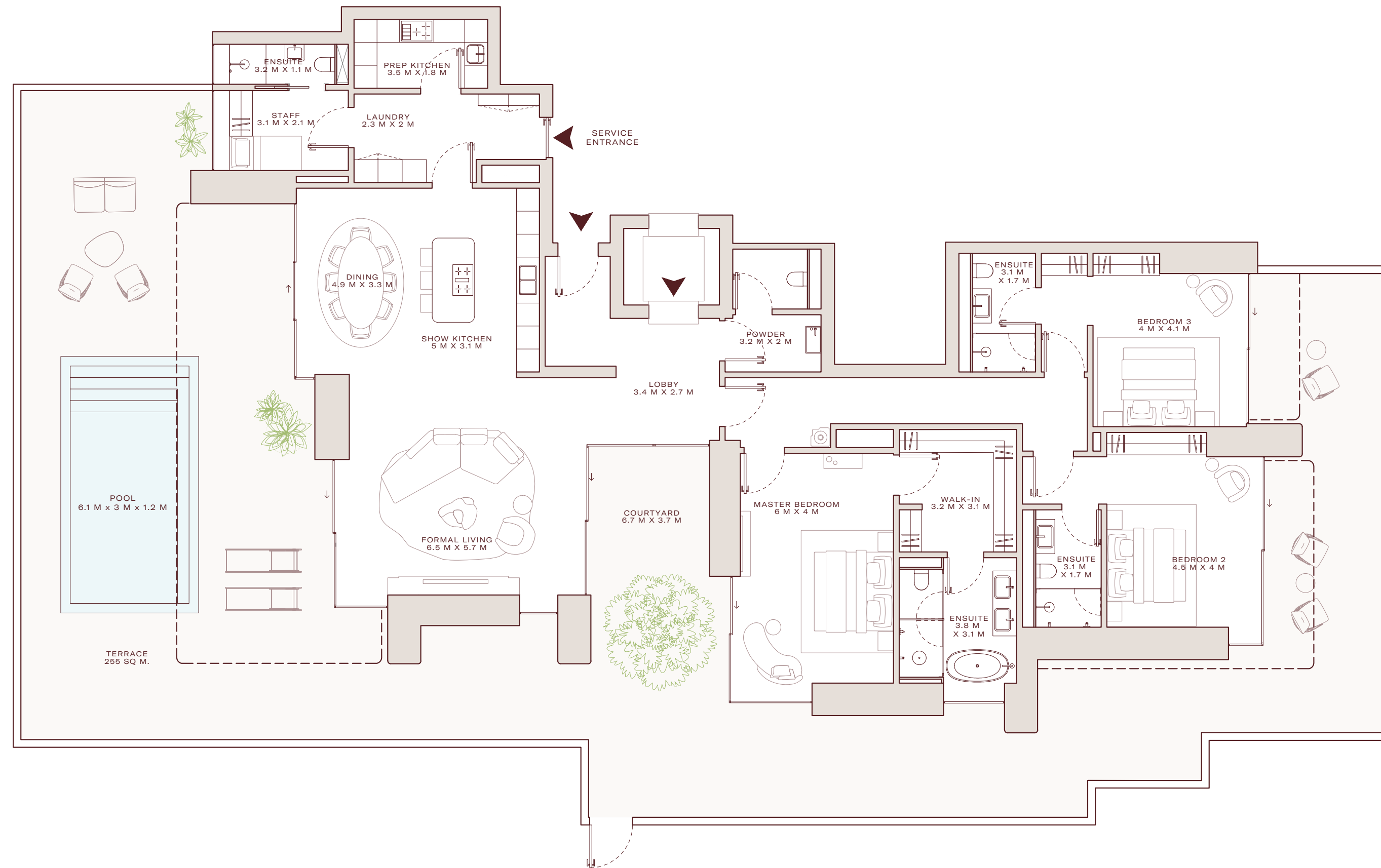
A PRIVATE COLLECTION

BUILDING 3


G02

AREAS

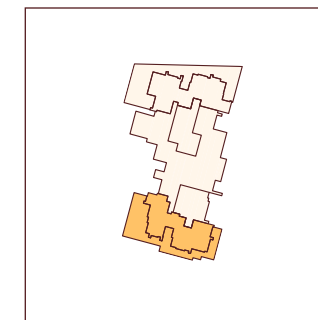
Interior 2,792 SqFt  
Terrace 3,004 SqFt  
Total 5,796 SqFt



MASTERPLAN



BUILDING FLOORPLATE



Disclaimer: Plans, details and unit orientation included are indicative only and are subject to change by the developer/seller at its sole discretion without notice and/or liability. All images, including swimming pools and landscape features, interior and exterior features, finishes, furnishings, view and scale are illustrative only. Final areas, orientation, dimensions, layout and materials may differ from those stated.

# 3-Bedroom

Type A

Garden Residence

# SOLAYA

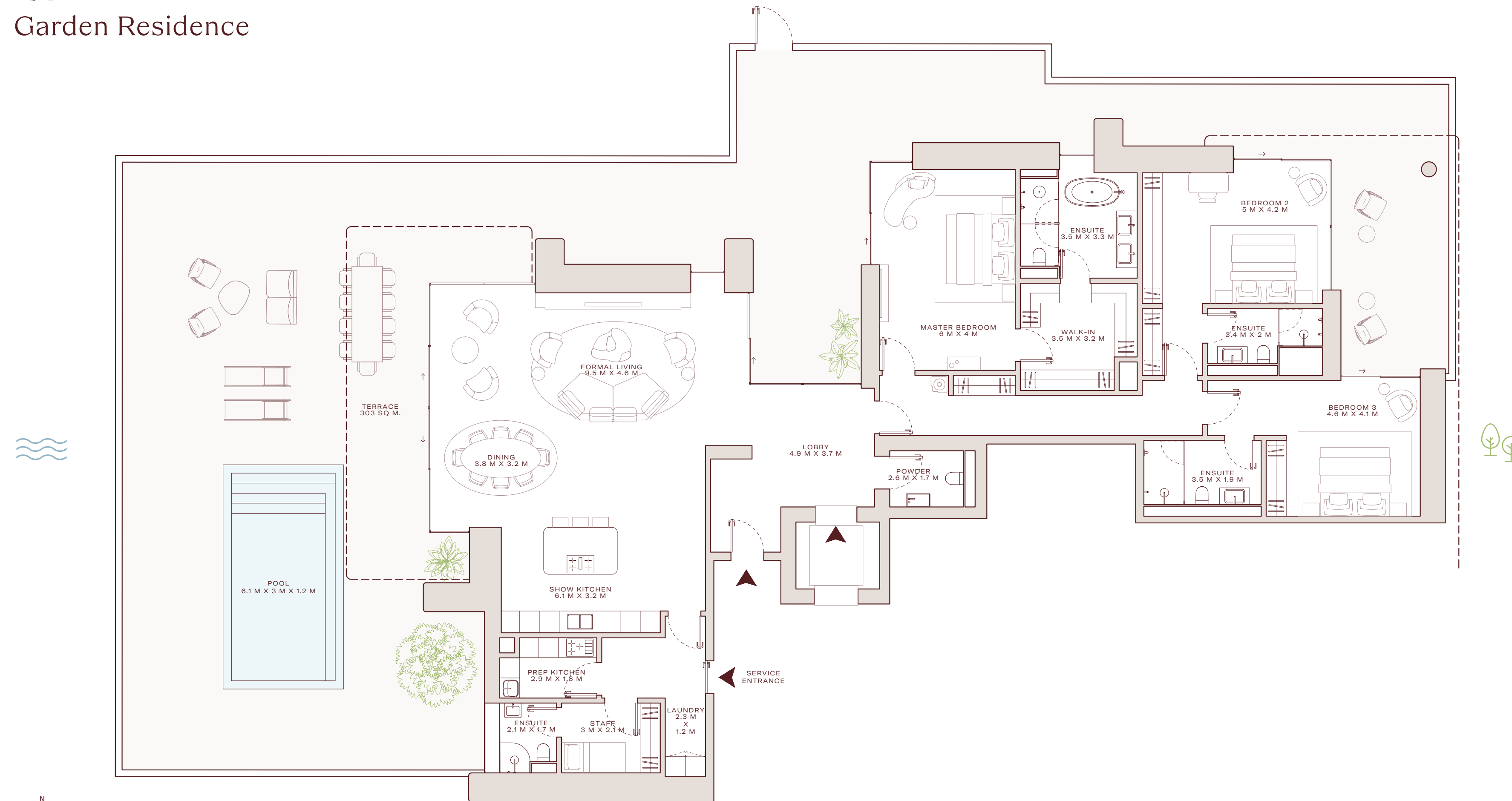
A PRIVATE COLLECTION

BUILDING 4

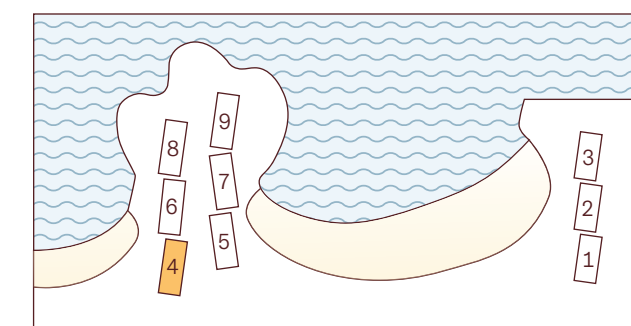
G01

AREAS

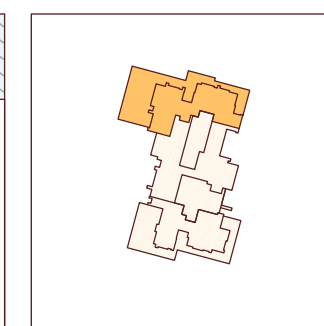
Interior 2,994 SqFt  
Terrace 3,360 SqFt  
Total 6,354 SqFt



MASTERPLAN



BUILDING FLOORPLATE



Disclaimer: Plans, details and unit orientation included are indicative only and are subject to change by the developer/seller at its sole discretion without notice and/or liability. All images, including swimming pools and landscape features, interior and exterior features, finishes, furnishings, view and scale are illustrative only. Final areas, orientation, dimensions, layout and materials may differ from those stated.

# 3-Bedroom

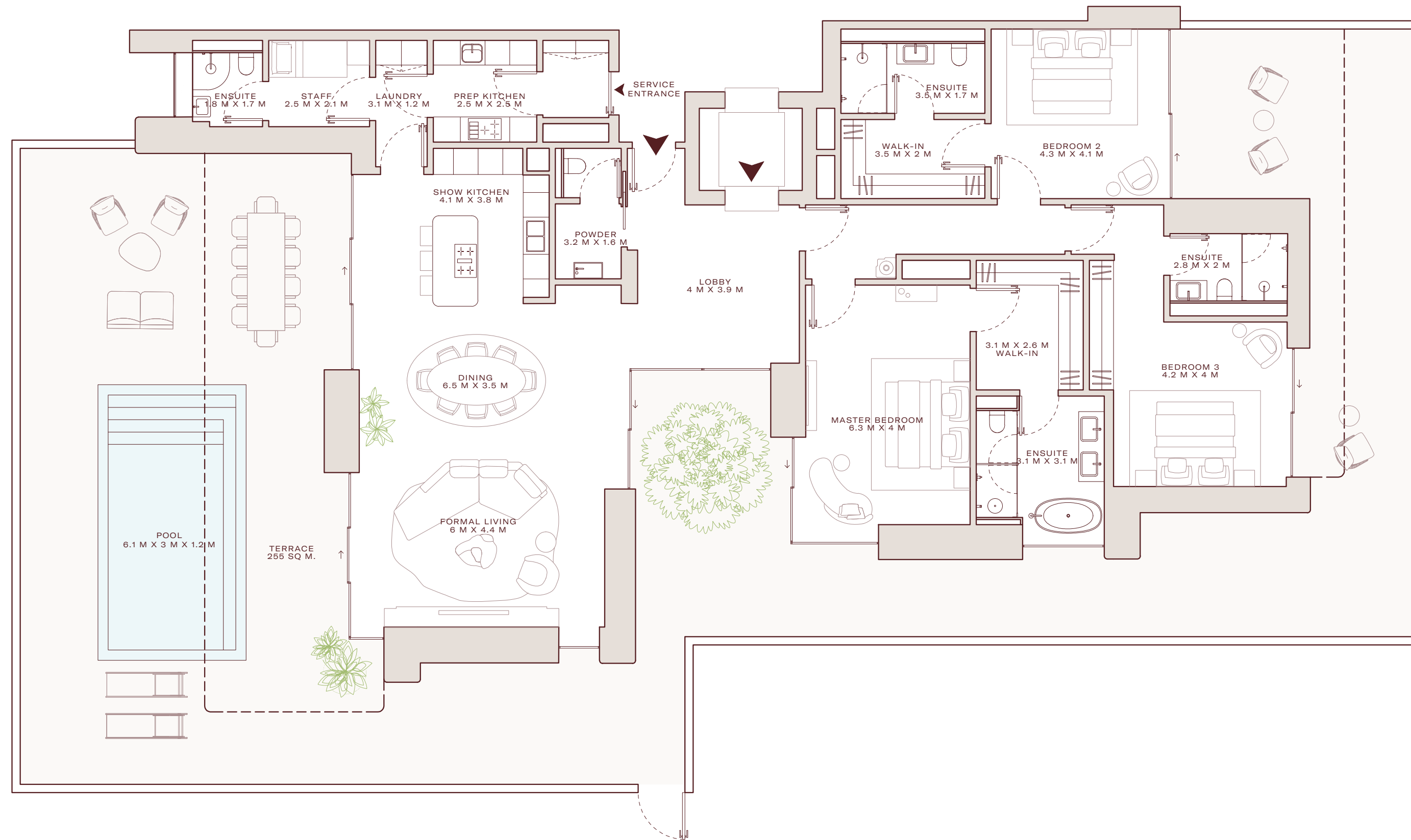
Type B

Garden Residence



# SOLAYA

A PRIVATE COLLECTION



BUILDING 4

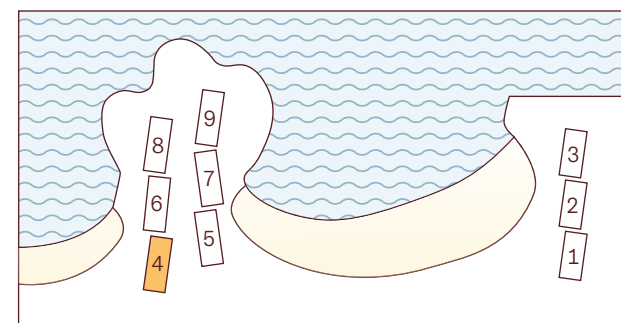
G02

AREAS

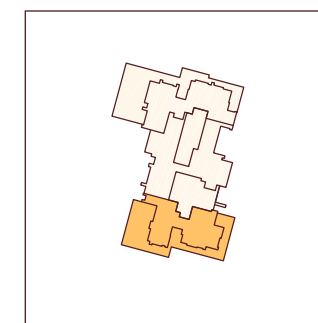
Interior 2,678 SqFt  
Terrace 3,435 SqFt  
Total 6,113 SqFt



MASTERPLAN



BUILDING FLOORPLATE



Disclaimer: Plans, details and unit orientation included are indicative only and are subject to change by the developer/seller at its sole discretion without notice and/or liability. All images, including swimming pools and landscape features, interior and exterior features, finishes, furnishings, view and scale are illustrative only. Final areas, orientation, dimensions, layout and materials may differ from those stated.

# 3-Bedroom

Type C

Garden Residence



# SOLAYA

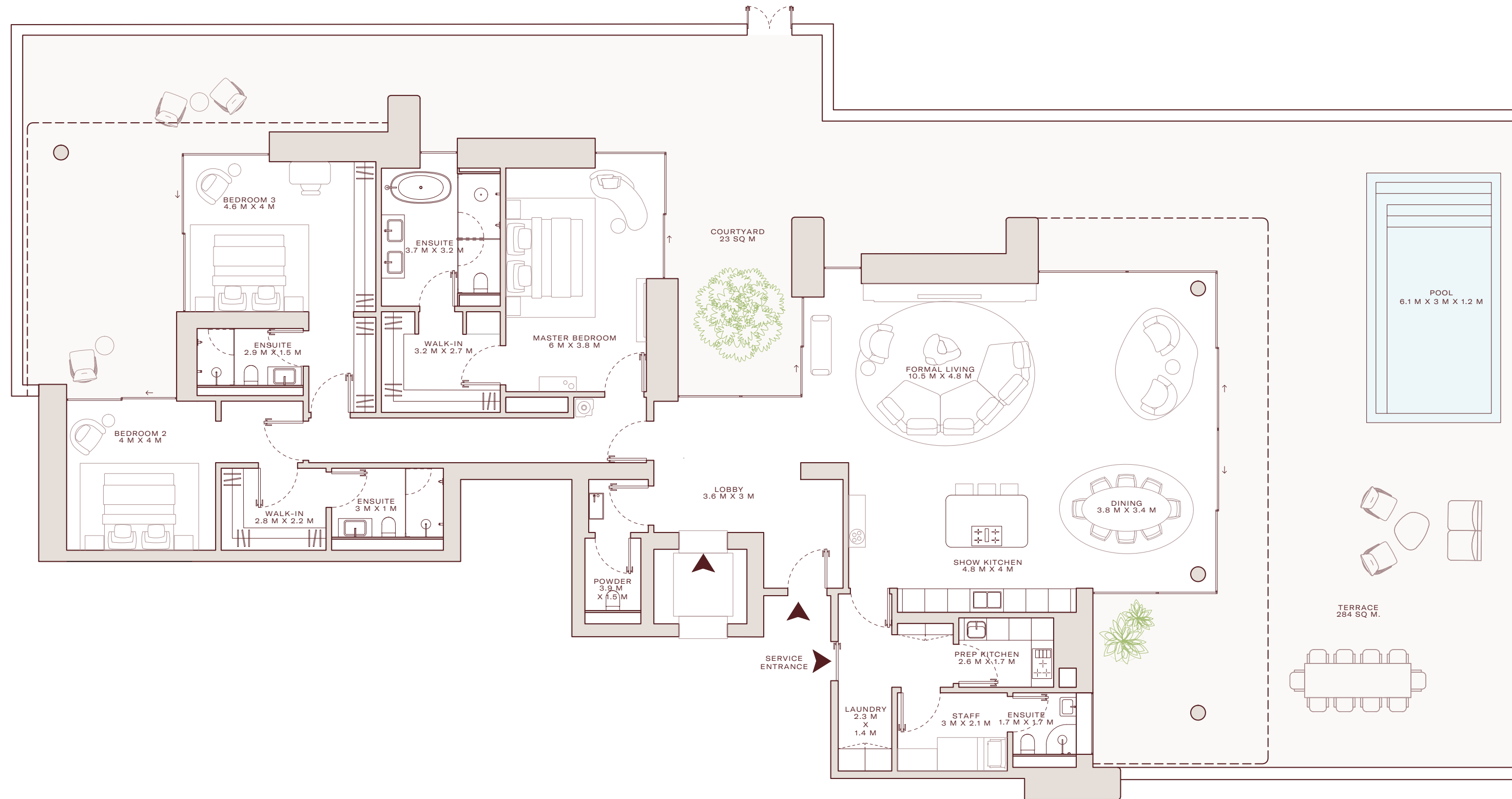
A PRIVATE COLLECTION

BUILDING 5


G01

AREAS

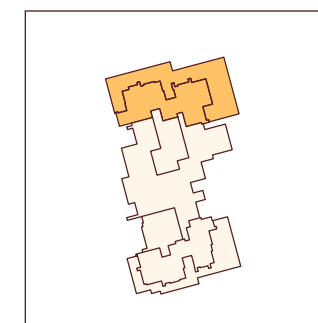
Interior 3,098 SqFt  
Terrace 3,566 SqFt  
Total 6,665 SqFt



MASTERPLAN



BUILDING FLOORPLATE



Disclaimer: Plans, details and unit orientation included are indicative only and are subject to change by the developer/seller at its sole discretion without notice and/or liability. All images, including swimming pools and landscape features, interior and exterior features, finishes, furnishings, view and scale are illustrative only. Final areas, orientation, dimensions, layout and materials may differ from those stated.

# 3-Bedroom

Type D

Garden Residence

# SOLAYA

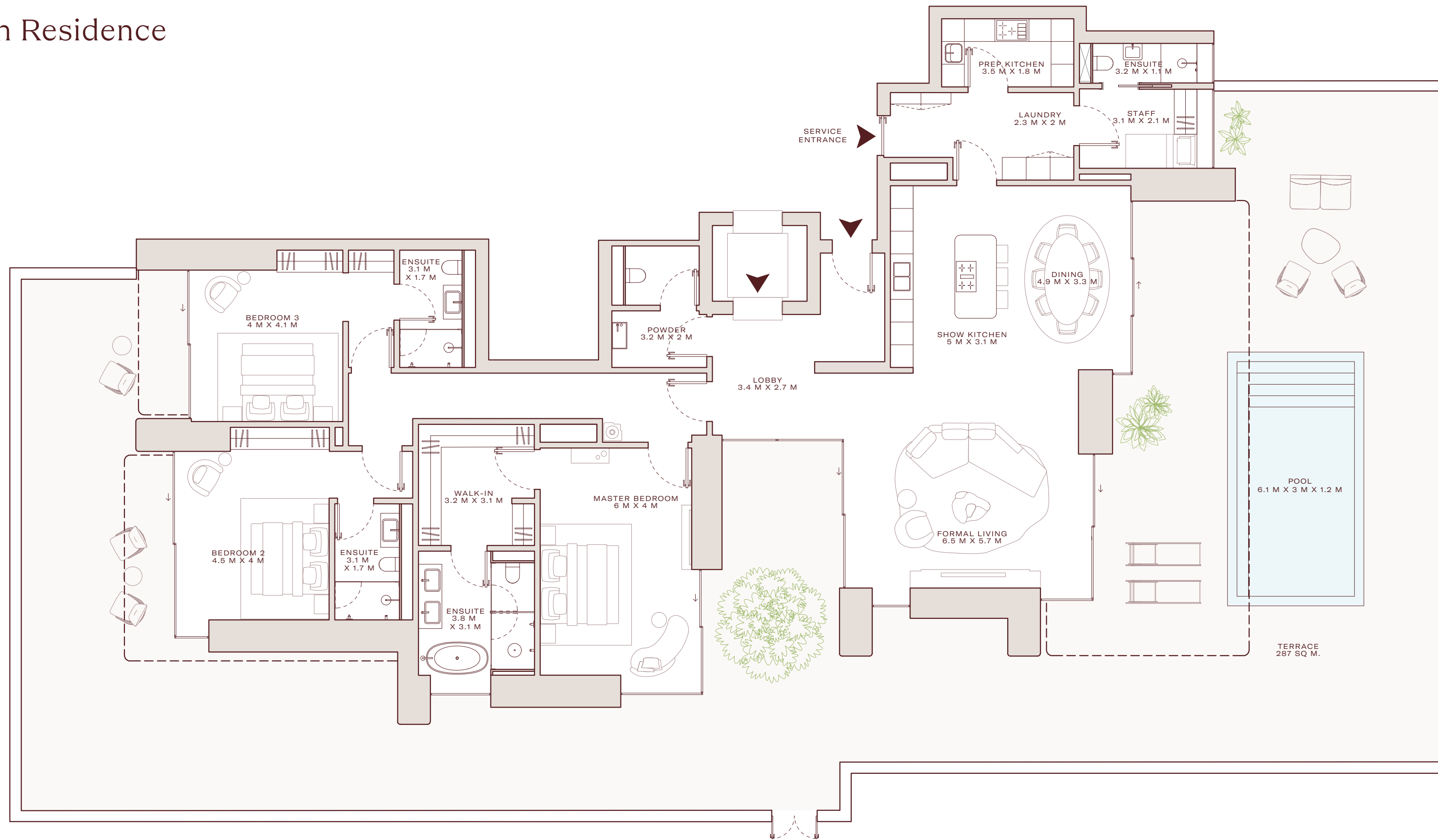
A PRIVATE COLLECTION

BUILDING 5


G02

AREAS

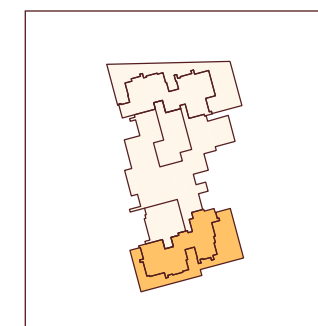
Interior 2,795 SqFt  
Terrace 3,602 SqFt  
Total 6,398 SqFt



MASTERPLAN



BUILDING FLOORPLATE



Disclaimer: Plans, details and unit orientation included are indicative only and are subject to change by the developer/seller at its sole discretion without notice and/or liability. All images, including swimming pools and landscape features, interior and exterior features, finishes, furnishings, view and scale are illustrative only. Final areas, orientation, dimensions, layout and materials may differ from those stated.

# 3-Bedroom

Type C

Garden Residence



# SOLAYA

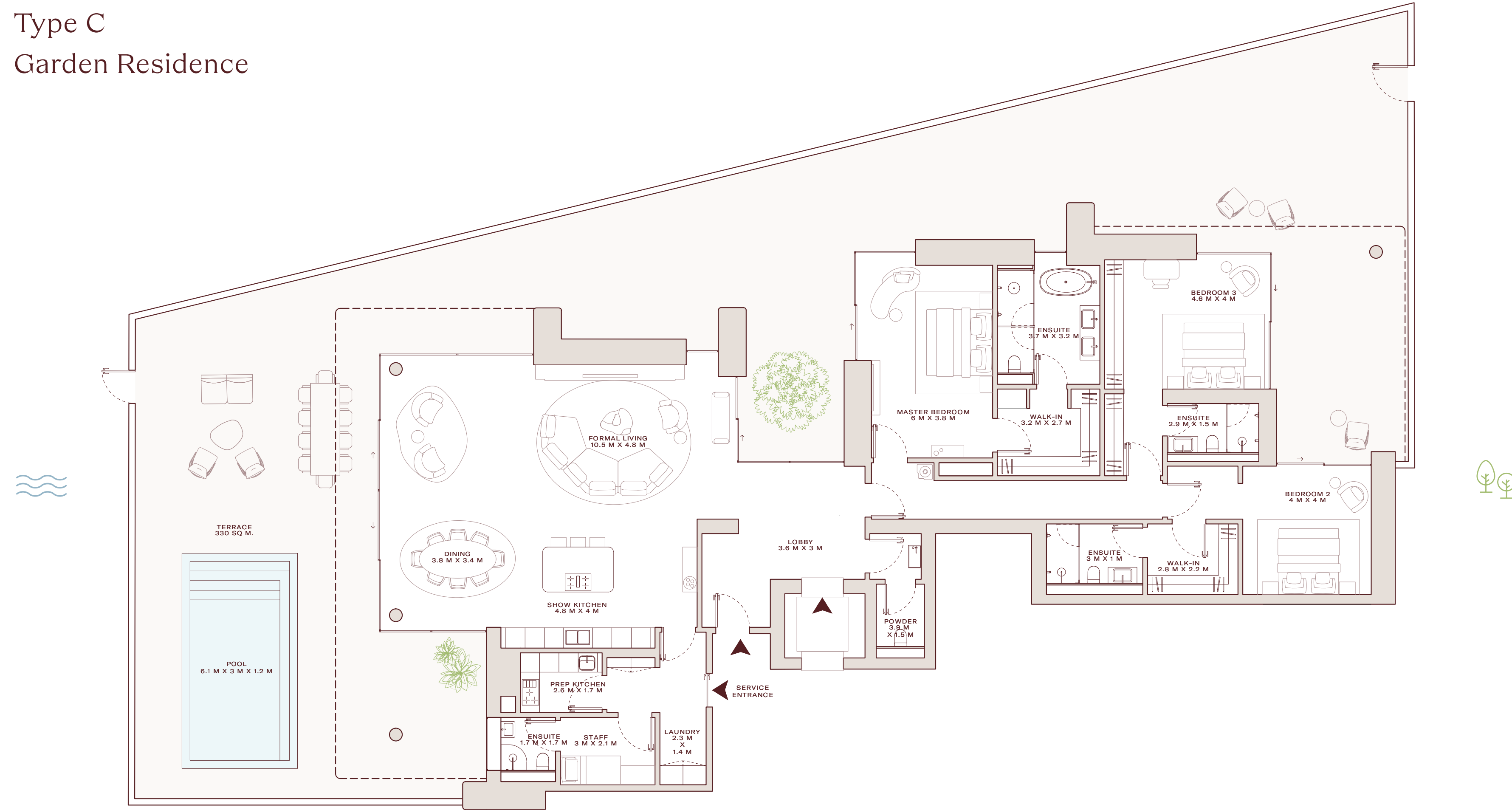
A PRIVATE COLLECTION

BUILDING 6

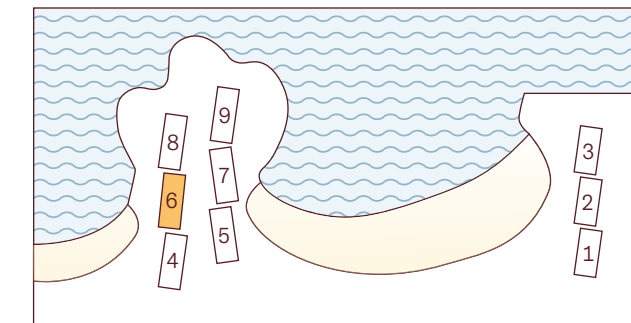
G01

AREAS

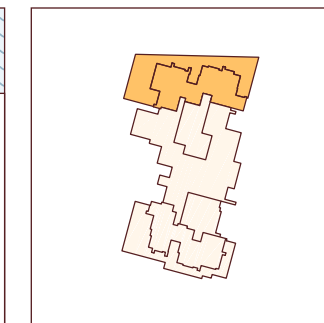
Interior 3,091 SqFt  
Terrace 3,806 SqFt  
Total 6,897 SqFt



MASTERPLAN



BUILDING FLOORPLATE



Disclaimer: Plans, details and unit orientation included are indicative only and are subject to change by the developer/seller at its sole discretion without notice and/or liability. All images, including swimming pools and landscape features, interior and exterior features, finishes, furnishings, view and scale are illustrative only. Final areas, orientation, dimensions, layout and materials may differ from those stated.

# 3-Bedroom

Type D

Garden Residence



# SOLAYA

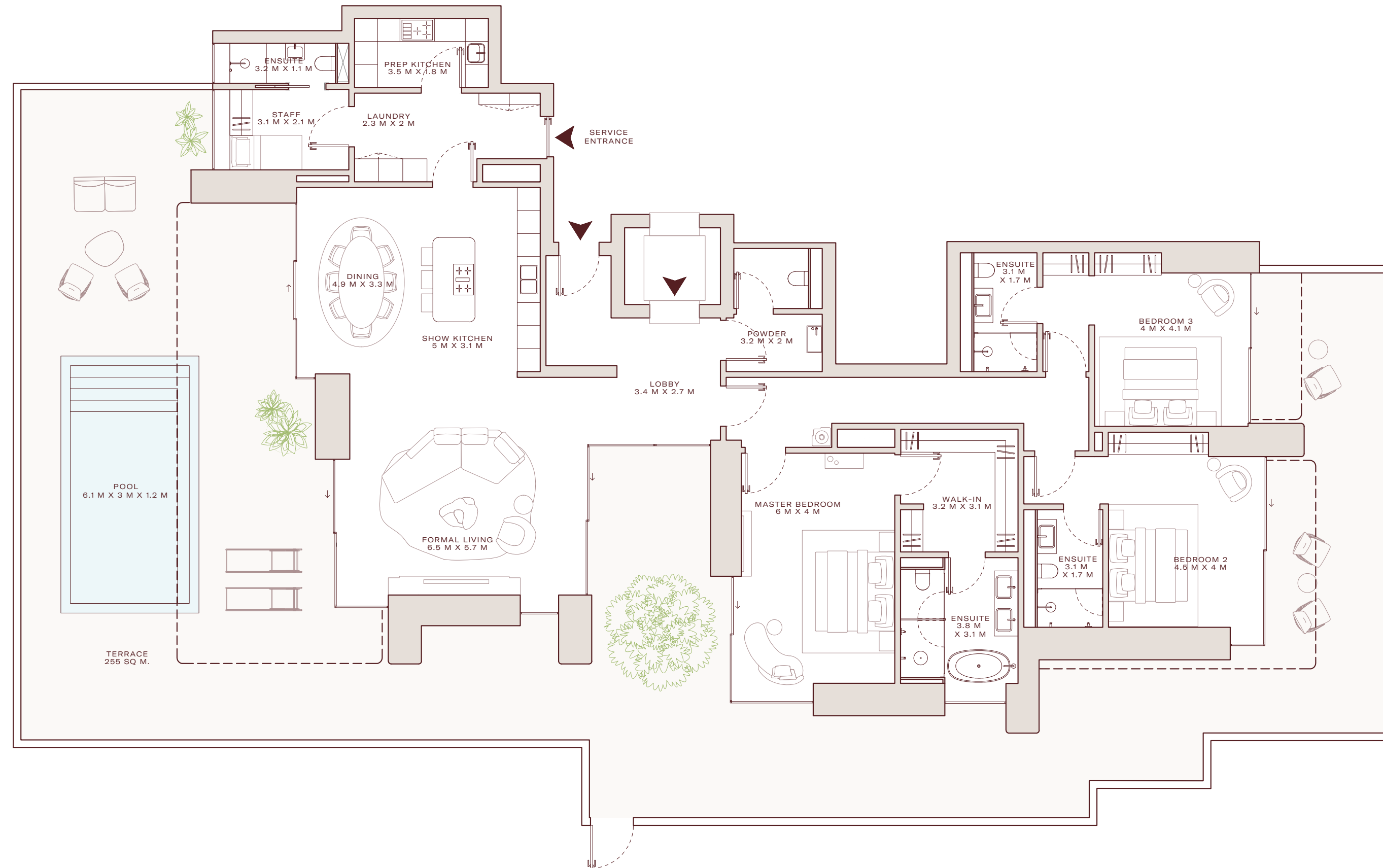
A PRIVATE COLLECTION

BUILDING 6

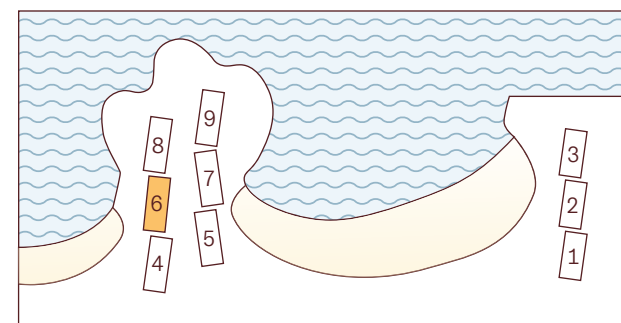
G02

AREAS

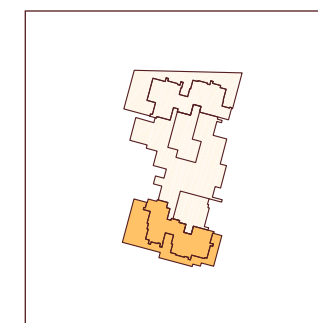
Interior 2,792 SqFt  
Terrace 3,275 SqFt  
Total 6,067 SqFt



MASTERPLAN



BUILDING FLOORPLATE



Disclaimer: Plans, details and unit orientation included are indicative only and are subject to change by the developer/seller at its sole discretion without notice and/or liability. All images, including swimming pools and landscape features, interior and exterior features, finishes, furnishings, view and scale are illustrative only. Final areas, orientation, dimensions, layout and materials may differ from those stated.

# 3-Bedroom

Type F

Garden Residence



# SOLAYA

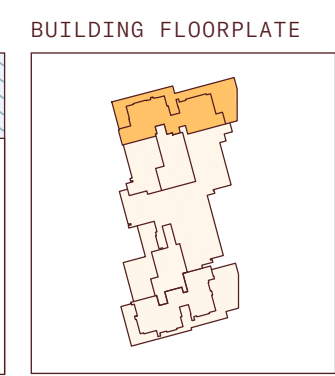
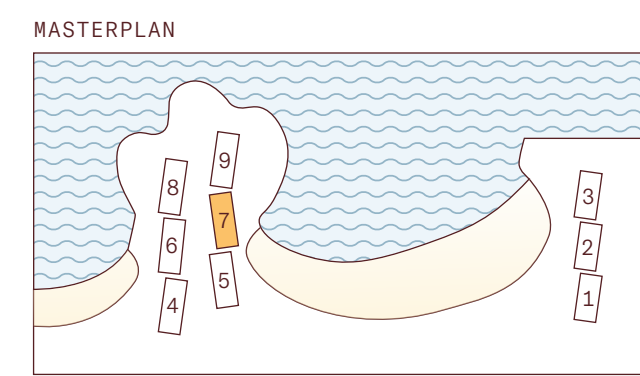
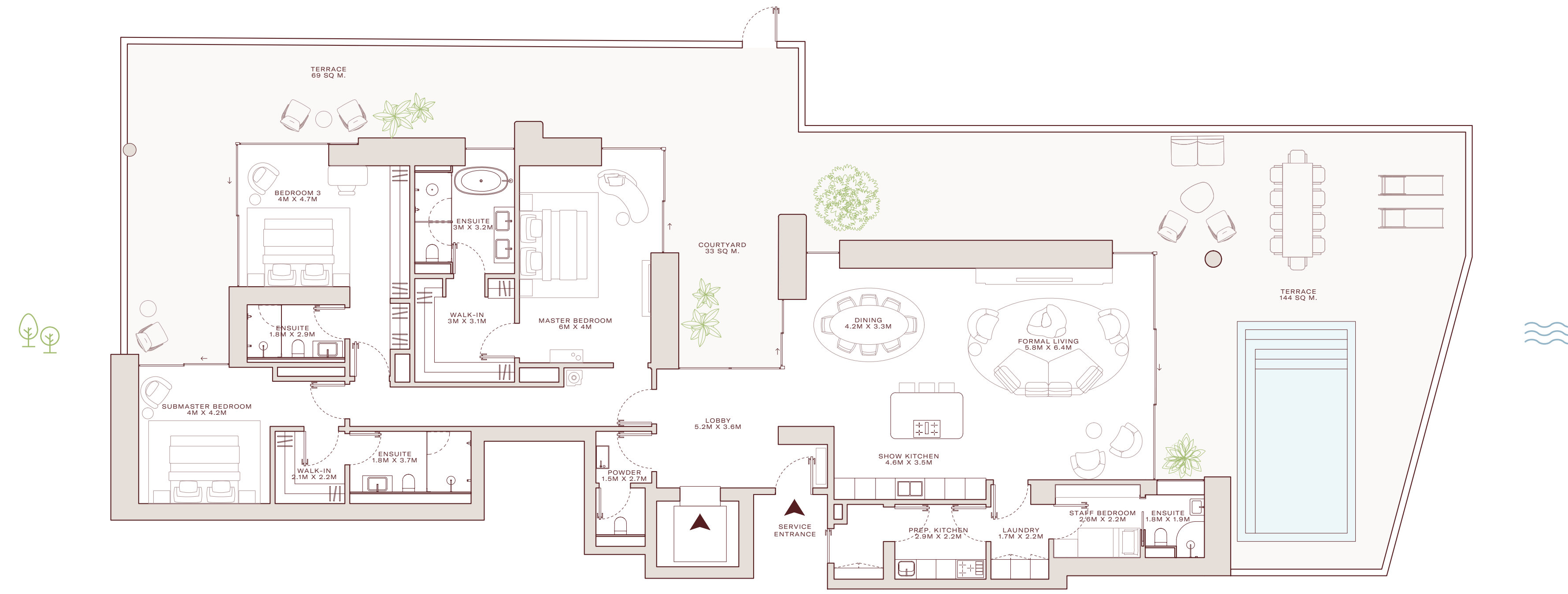
A PRIVATE COLLECTION

BUILDING 7

Unit G01

AREAS

Interior 2,890 SqFt  
Terrace 2,940 SqFt  
Total 5,830 SqFt



Disclaimer: Plans, details and unit orientation included are indicative only and are subject to change by the developer/seller at its sole discretion without notice and/or liability. All images, including swimming pools and landscape features, interior and exterior features, finishes, furnishings, view and scale are illustrative only. Final areas, orientation, dimensions, layout and materials may differ from those stated.



# SIGNATURE RESIDENCES

4-BEDROOM DUPLEX

Showcasing Solaya's distinctive design across two levels and spanning over 5,000 sq. ft., these residences feature open-plan living areas that create a sense of spaciousness and flow throughout each home. Private outdoor 'rooms' serve as comfortable extensions of the living areas, offering shade and enhancing privacy.

# 4-Bedroom Duplex

## KEY FEATURES

- Direct courtyard/terrace access from all rooms\*
- Equipped with prep kitchens and show kitchens
- Additional family room
- Additional study space\*

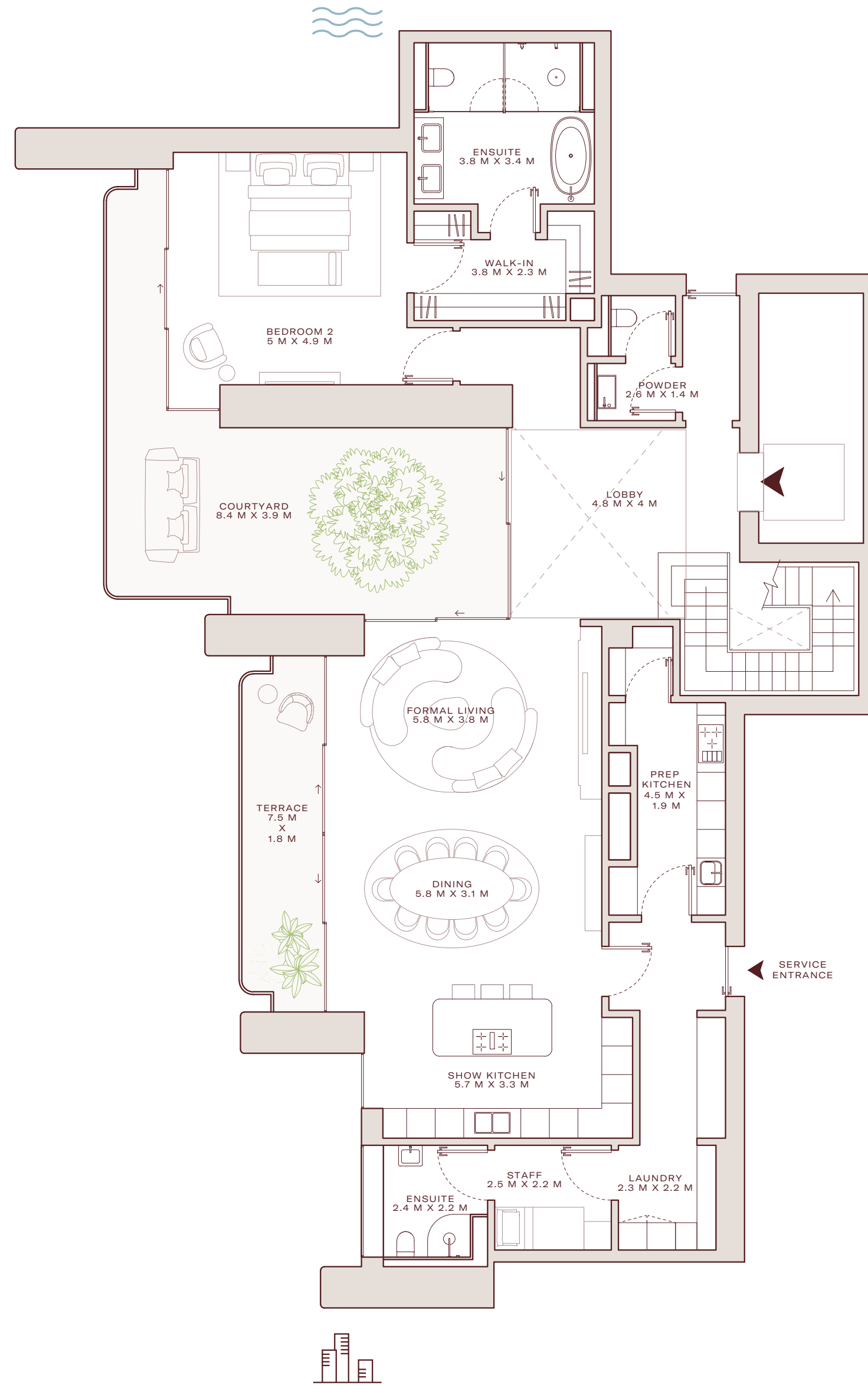
\*AVAILABLE IN SELECT UNITS




# 4-Bedroom

Type A, Duplex

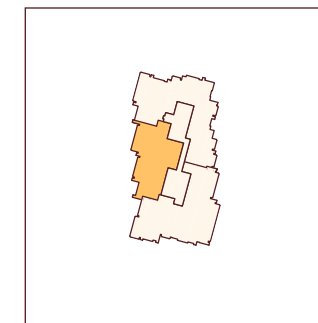
Lower



MASTERPLAN



BUILDING FLOORPLATE



# SOLAYA

A PRIVATE COLLECTION

BUILDING 1

Unit 302

BUILDING 2

Unit 402

AREAS

Interior 4,280 SqFt  
Terrace 929 SqFt  
Total 5,209 SqFt

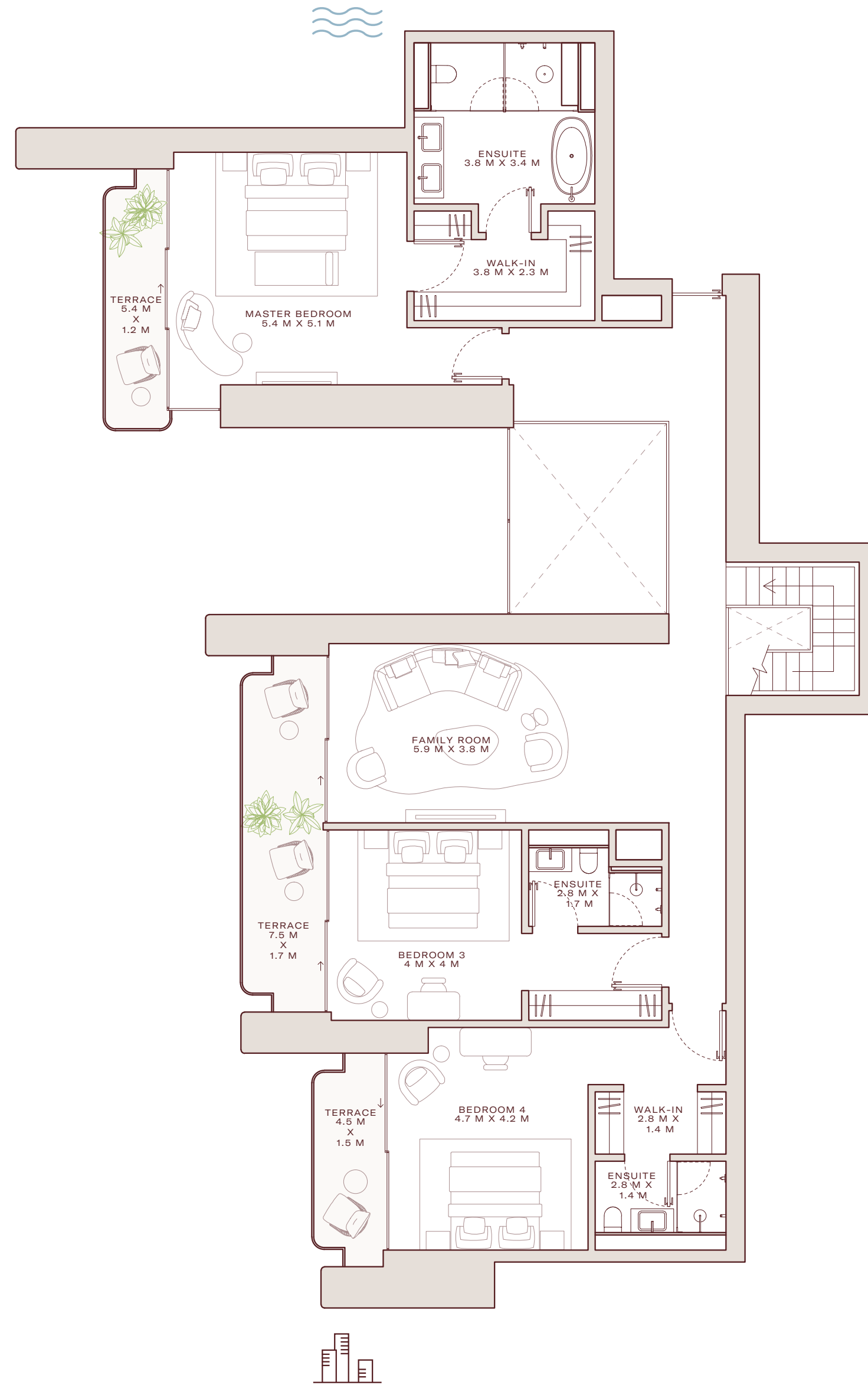


Disclaimer: Plans, details and unit orientation included are indicative only and are subject to change by the developer/seller at its sole discretion without notice and/or liability. All images, including swimming pools and landscape features, interior and exterior features, finishes, furnishings, view and scale are illustrative only. Final areas, orientation, dimensions, layout and materials may differ from those stated.


# 4-Bedroom

Type A, Duplex

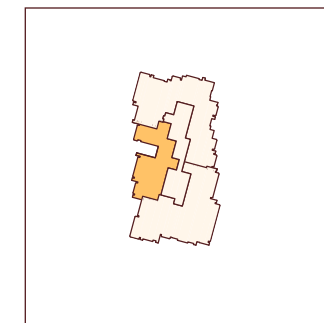
Upper



MASTERPLAN



BUILDING FLOORPLATE



Disclaimer: Plans, details and unit orientation included are indicative only and are subject to change by the developer/seller at its sole discretion without notice and/or liability. All images, including swimming pools and landscape features, interior and exterior features, finishes, furnishings, view and scale are illustrative only. Final areas, orientation, dimensions, layout and materials may differ from those stated.

# SOLAYA

A PRIVATE COLLECTION

BUILDING 1

Unit 302

BUILDING 2

Unit 402

AREAS

Interior 4,280 SqFt  
Terrace 929 SqFt  
Total 5,209 SqFt

# 4-Bedroom

Type B, Duplex  
Lower



# SOLAYA

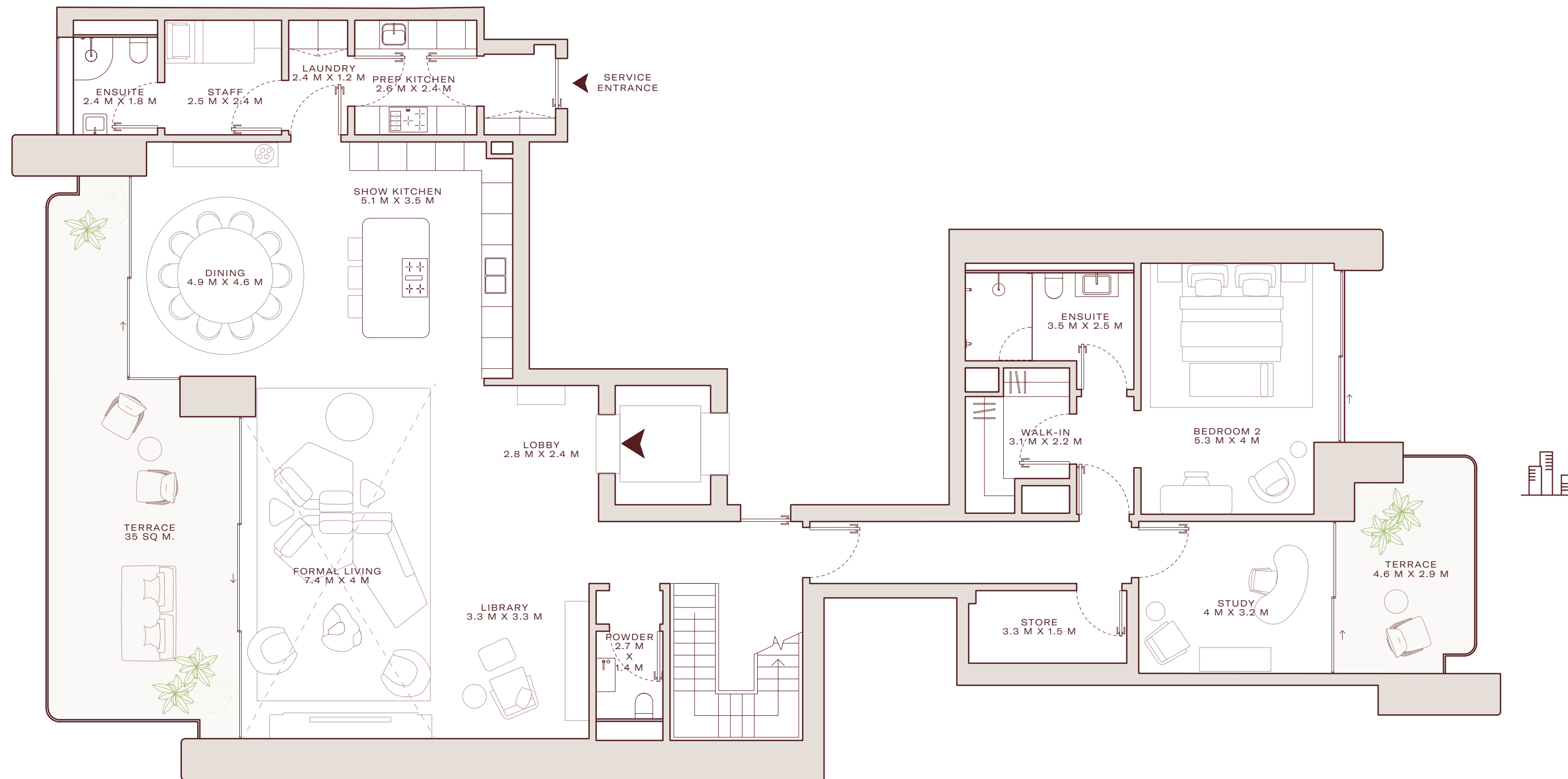
A PRIVATE COLLECTION

BUILDING 3

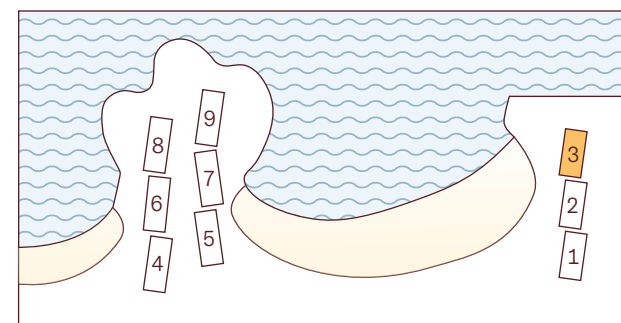
Unit 302, 502

AREAS

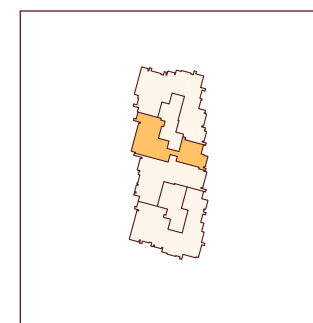
Interior 4,473 SqFt  
Terrace 782 SqFt  
Total 5,255 SqFt



MASTERPLAN



BUILDING FLOORPLATE



Disclaimer: Plans, details and unit orientation included are indicative only and are subject to change by the developer/seller at its sole discretion without notice and/or liability. All images, including swimming pools and landscape features, interior and exterior features, finishes, furnishings, view and scale are illustrative only. Final areas, orientation, dimensions, layout and materials may differ from those stated.

# 4-Bedroom

Type B, Duplex

Upper



# SOLAYA

A PRIVATE COLLECTION

BUILDING 3

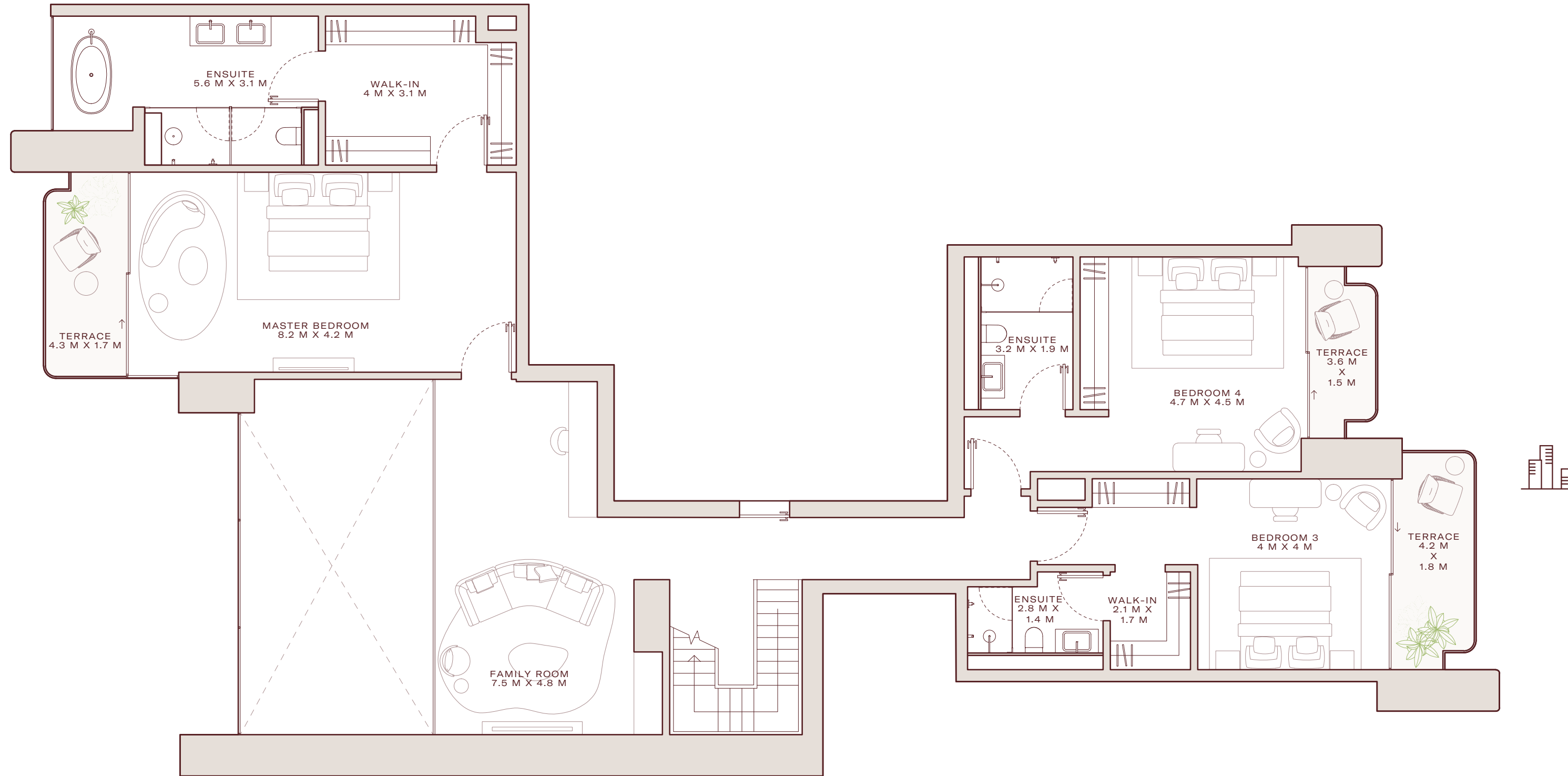
Unit 302, 502

AREAS


Interior 4,473 SqFt

Terrace 782 SqFt

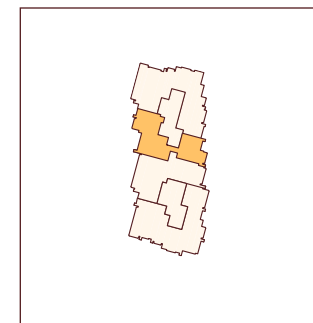
Total 5,255 SqFt



MASTERPLAN



BUILDING FLOORPLATE



Disclaimer: Plans, details and unit orientation included are indicative only and are subject to change by the developer/seller at its sole discretion without notice and/or liability. All images, including swimming pools and landscape features, interior and exterior features, finishes, furnishings, view and scale are illustrative only. Final areas, orientation, dimensions, layout and materials may differ from those stated.

# 4-Bedroom

Type C, Duplex

Lower

# SOLAYA

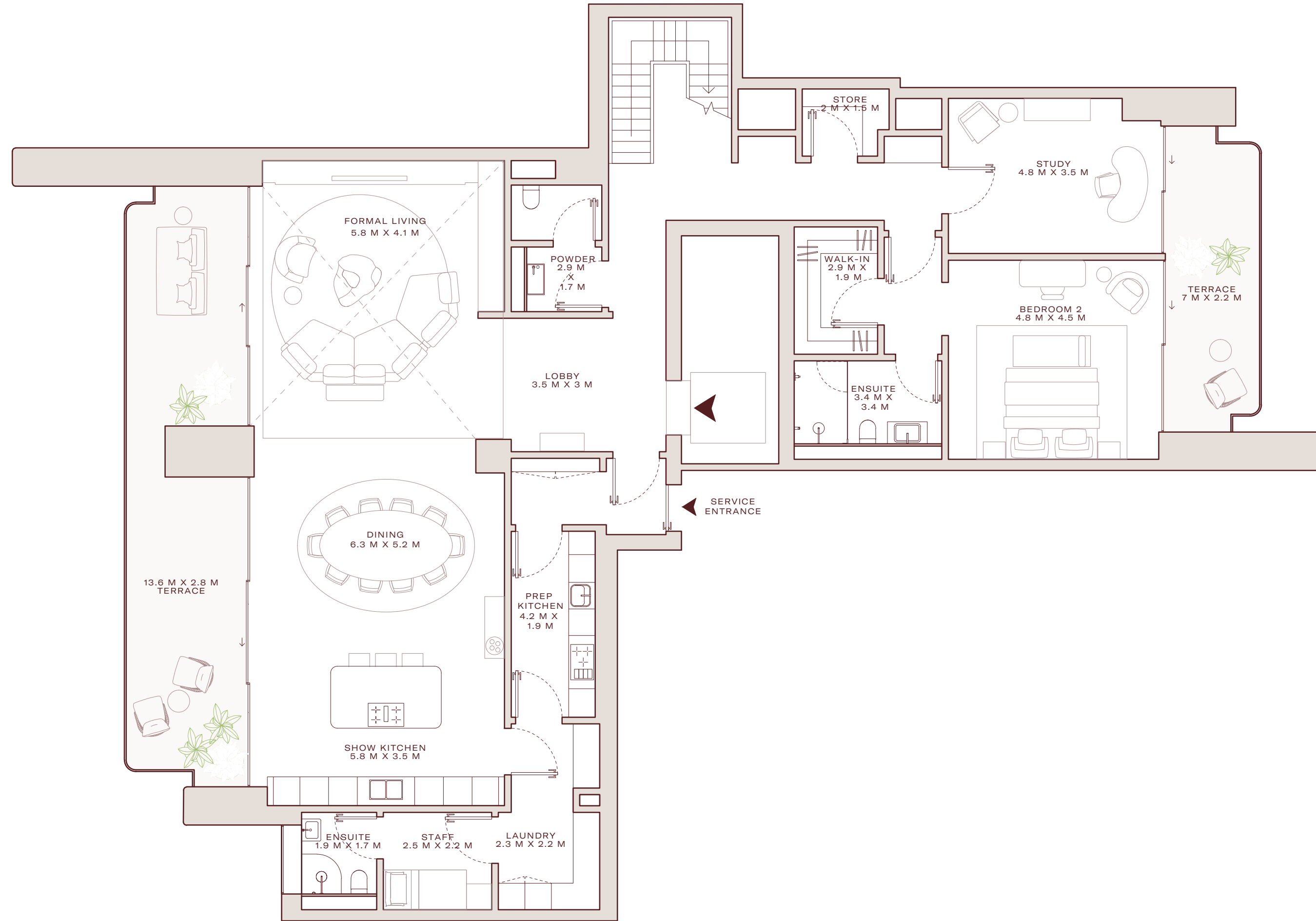
A PRIVATE COLLECTION

BUILDING 3


Unit 303, 503

AREAS

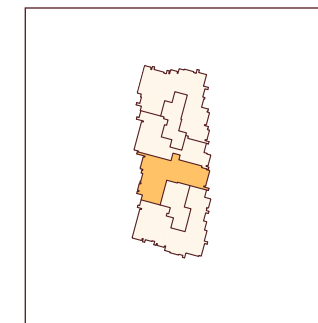
Interior 4,666 SqFt  
Terrace 725 SqFt  
Total 5,391 SqFt



MASTERPLAN



BUILDING FLOORPLATE



Disclaimer: Plans, details and unit orientation included are indicative only and are subject to change by the developer/seller at its sole discretion without notice and/or liability. All images, including swimming pools and landscape features, interior and exterior features, finishes, furnishings, view and scale are illustrative only. Final areas, orientation, dimensions, layout and materials may differ from those stated.

# 4-Bedroom

Type C, Duplex

Upper

# SOLAYA

A PRIVATE COLLECTION

BUILDING 3

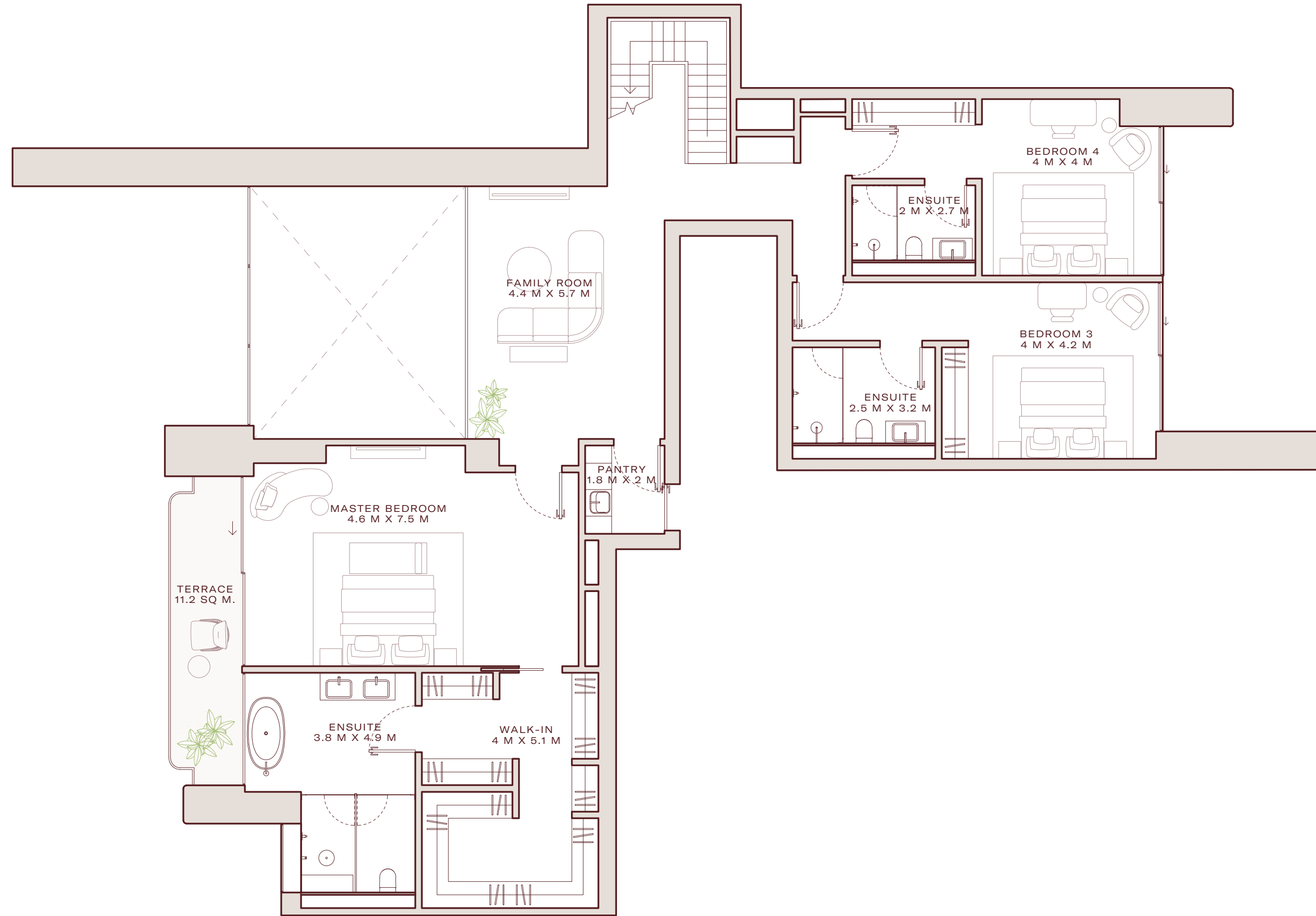
Unit 303, 503

AREAS


Interior 4,666 SqFt

Terrace 725 SqFt

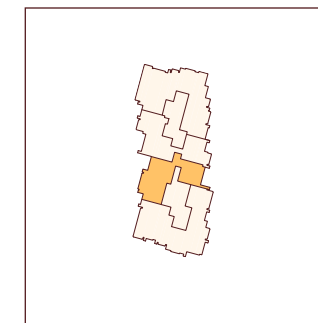
Total 5,391 SqFt



MASTERPLAN



BUILDING FLOORPLATE

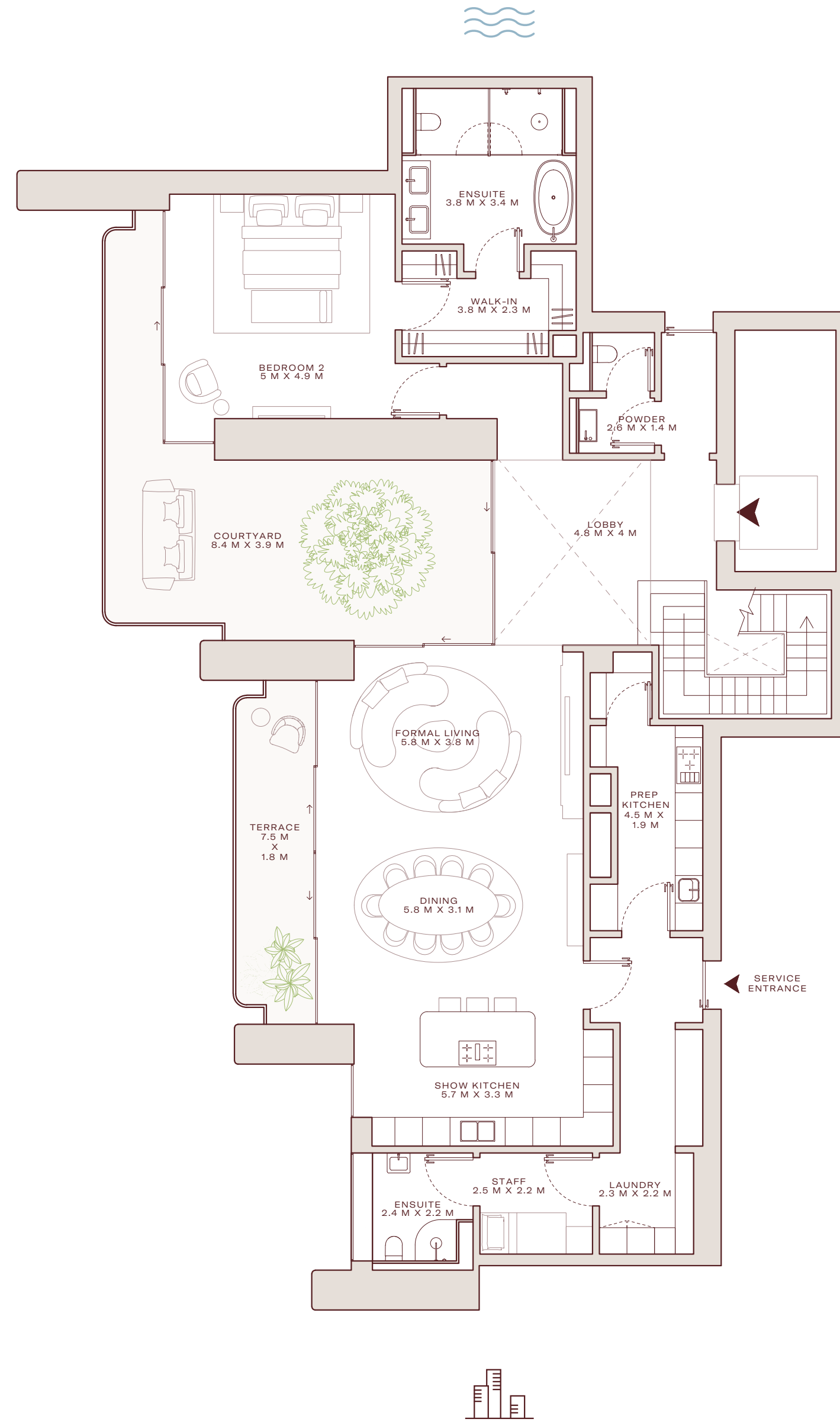


Disclaimer: Plans, details and unit orientation included are indicative only and are subject to change by the developer/seller at its sole discretion without notice and/or liability. All images, including swimming pools and landscape features, interior and exterior features, finishes, furnishings, view and scale are illustrative only. Final areas, orientation, dimensions, layout and materials may differ from those stated.


# 4-Bedroom

Type A, Duplex

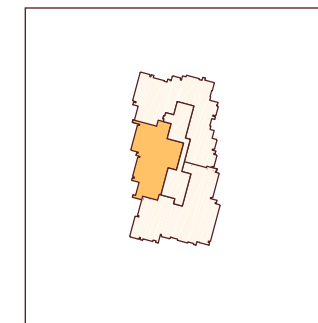
Lower



MASTERPLAN



BUILDING FLOORPLATE



Disclaimer: Plans, details and unit orientation included are indicative only and are subject to change by the developer/seller at its sole discretion without notice and/or liability. All images, including swimming pools and landscape features, interior and exterior features, finishes, furnishings, view and scale are illustrative only. Final areas, orientation, dimensions, layout and materials may differ from those stated.

# SOLAYA

A PRIVATE COLLECTION

BUILDING 4

Unit 302

AREAS

Interior 4,284 SqFt

Terrace 929 SqFt

Total 5,213 SqFt

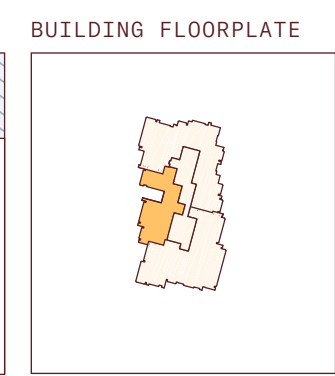
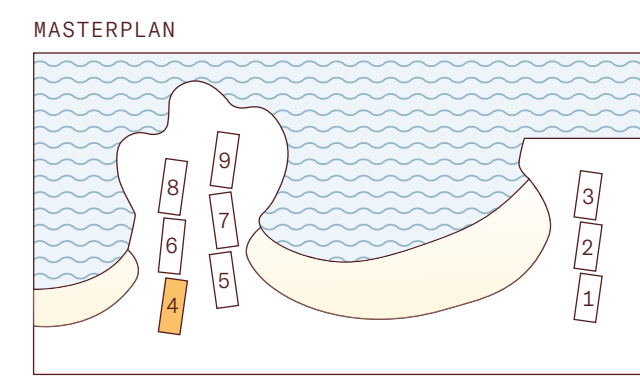
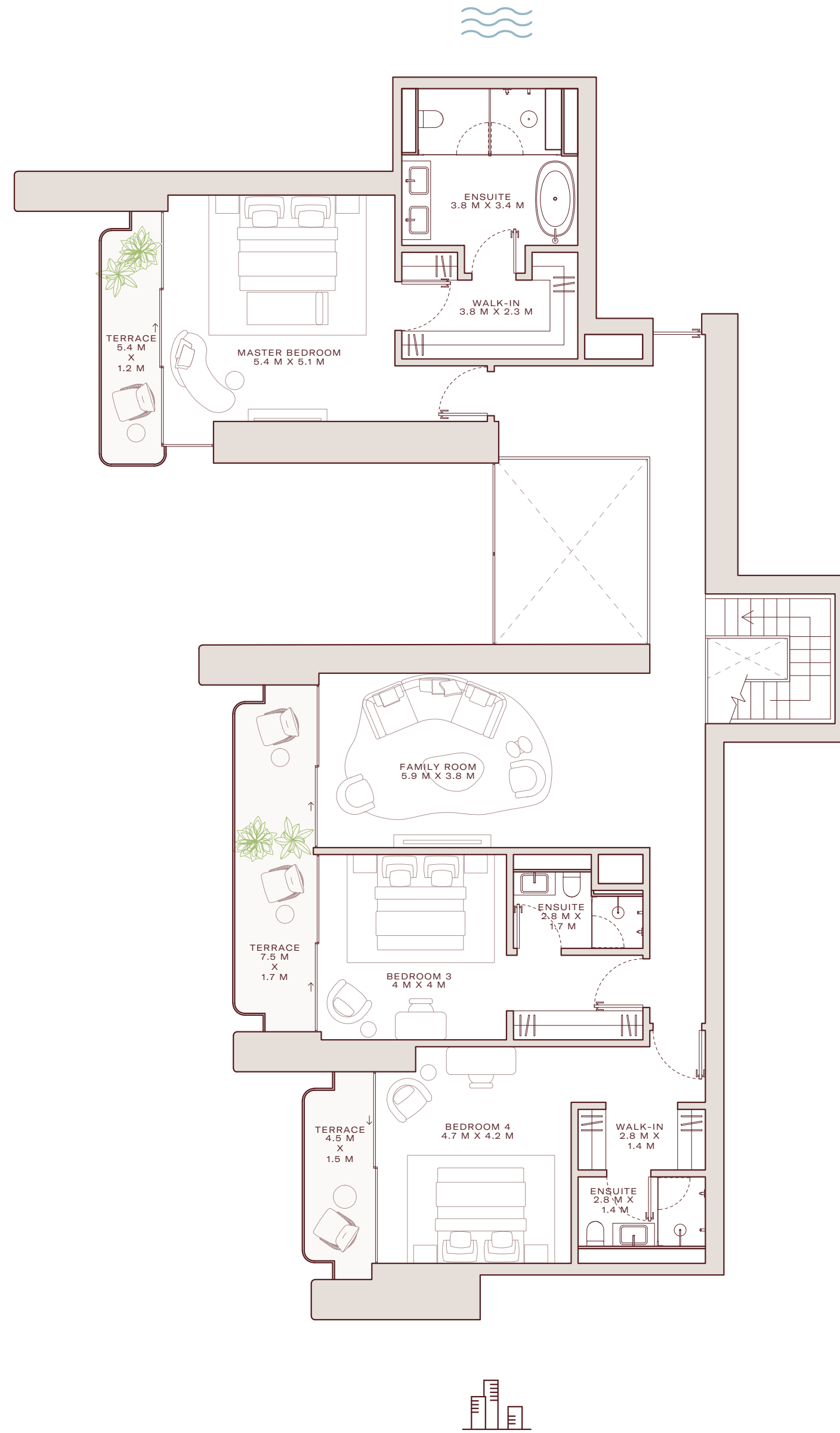


Brookfield  
Properties

# 4-Bedroom

Type A, Duplex

Upper



Disclaimer: Plans, details and unit orientation included are indicative only and are subject to change by the developer/seller at its sole discretion without notice and/or liability. All images, including swimming pools and landscape features, interior and exterior features, finishes, furnishings, view and scale are illustrative only. Final areas, orientation, dimensions, layout and materials may differ from those stated.

# SOLAYA

A PRIVATE COLLECTION

BUILDING 4

Unit 302

AREAS

Interior 4,284 SqFt  
Terrace 929 SqFt  
Total 5,213 SqFt

# 4-Bedroom

Type B, Duplex

Lower



# SOLAYA

A PRIVATE COLLECTION

BUILDING 5

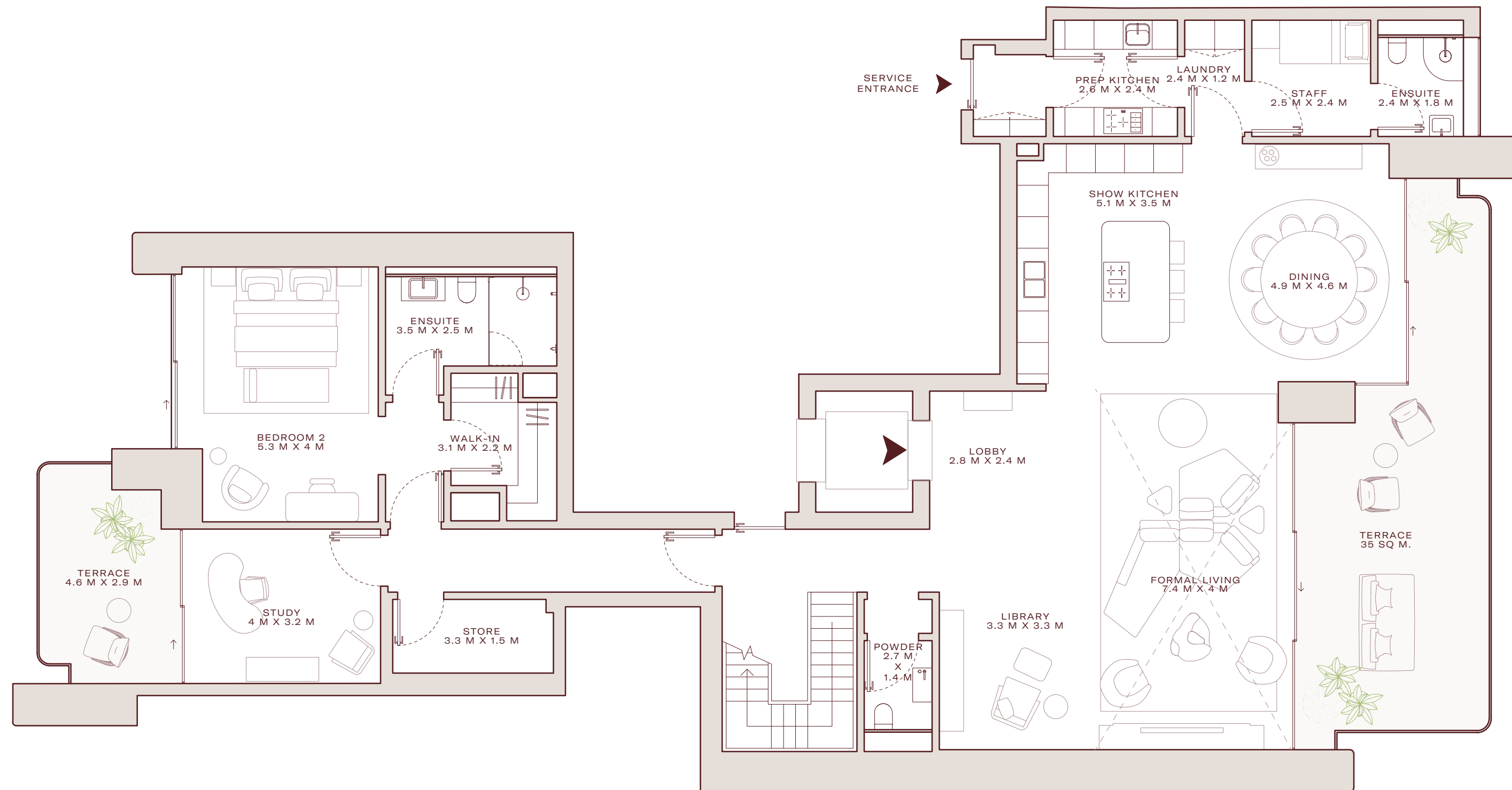
Unit 402

AREAS


Interior 4,502 SqFt

Terrace 777 SqFt

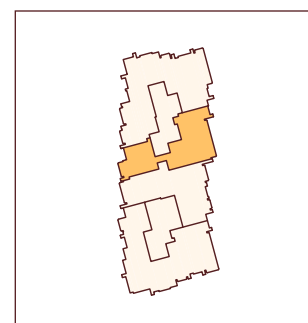
Total 5,279 SqFt



MASTERPLAN



BUILDING FLOORPLATE



Disclaimer: Plans, details and unit orientation included are indicative only and are subject to change by the developer/seller at its sole discretion without notice and/or liability. All images, including swimming pools and landscape features, interior and exterior features, finishes, furnishings, view and scale are illustrative only. Final areas, orientation, dimensions, layout and materials may differ from those stated.

# 4-Bedroom

Type B, Duplex

Upper



# SOLAYA

A PRIVATE COLLECTION

BUILDING 5

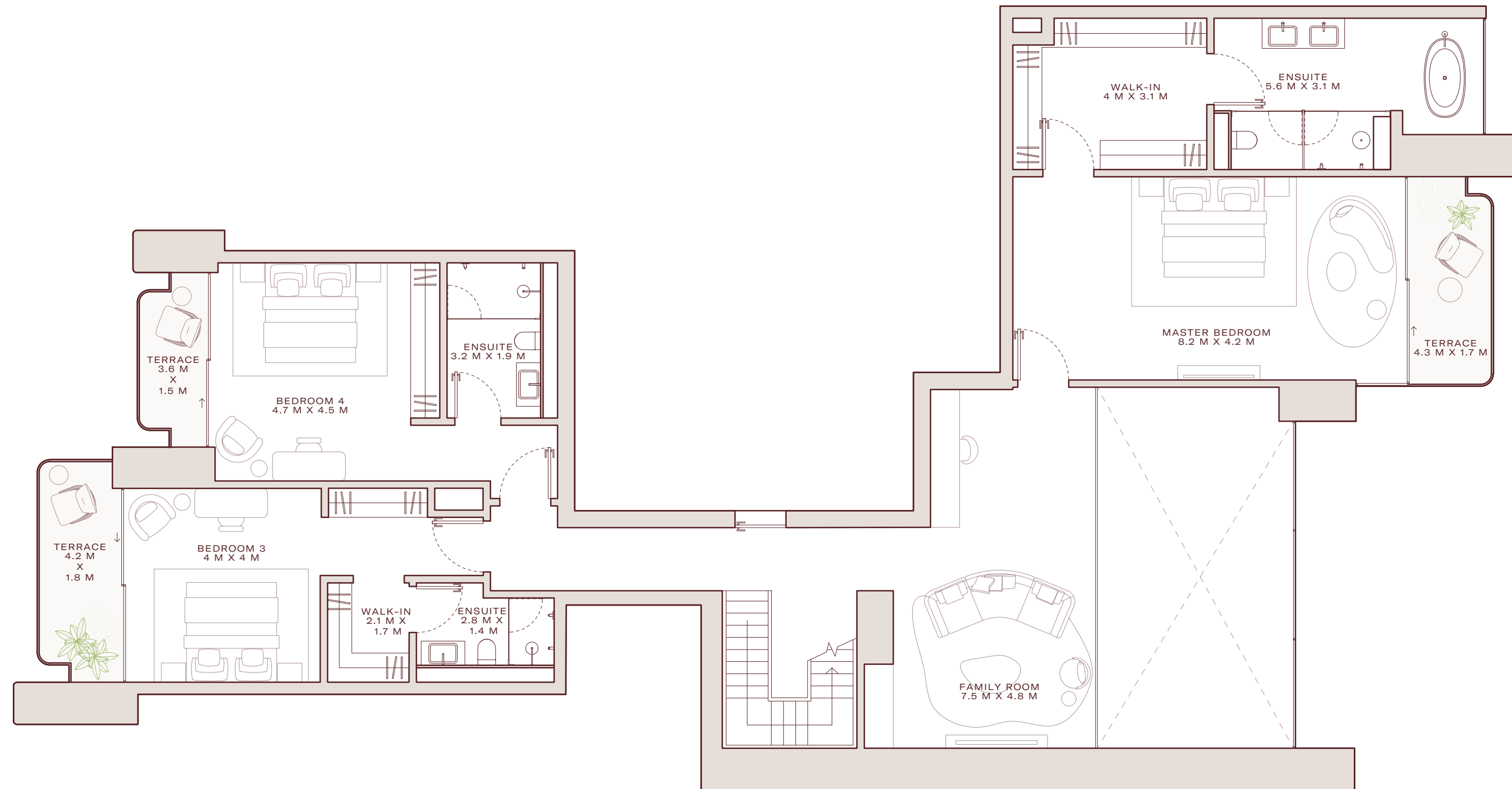
Unit 402

AREAS


Interior 4,502 SqFt

Terrace 777 SqFt

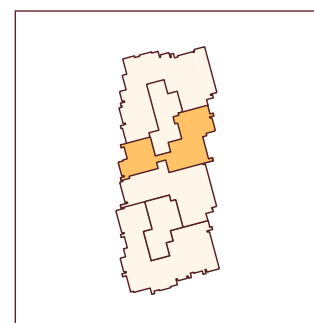
Total 5,279 SqFt



MASTERPLAN



BUILDING FLOORPLATE

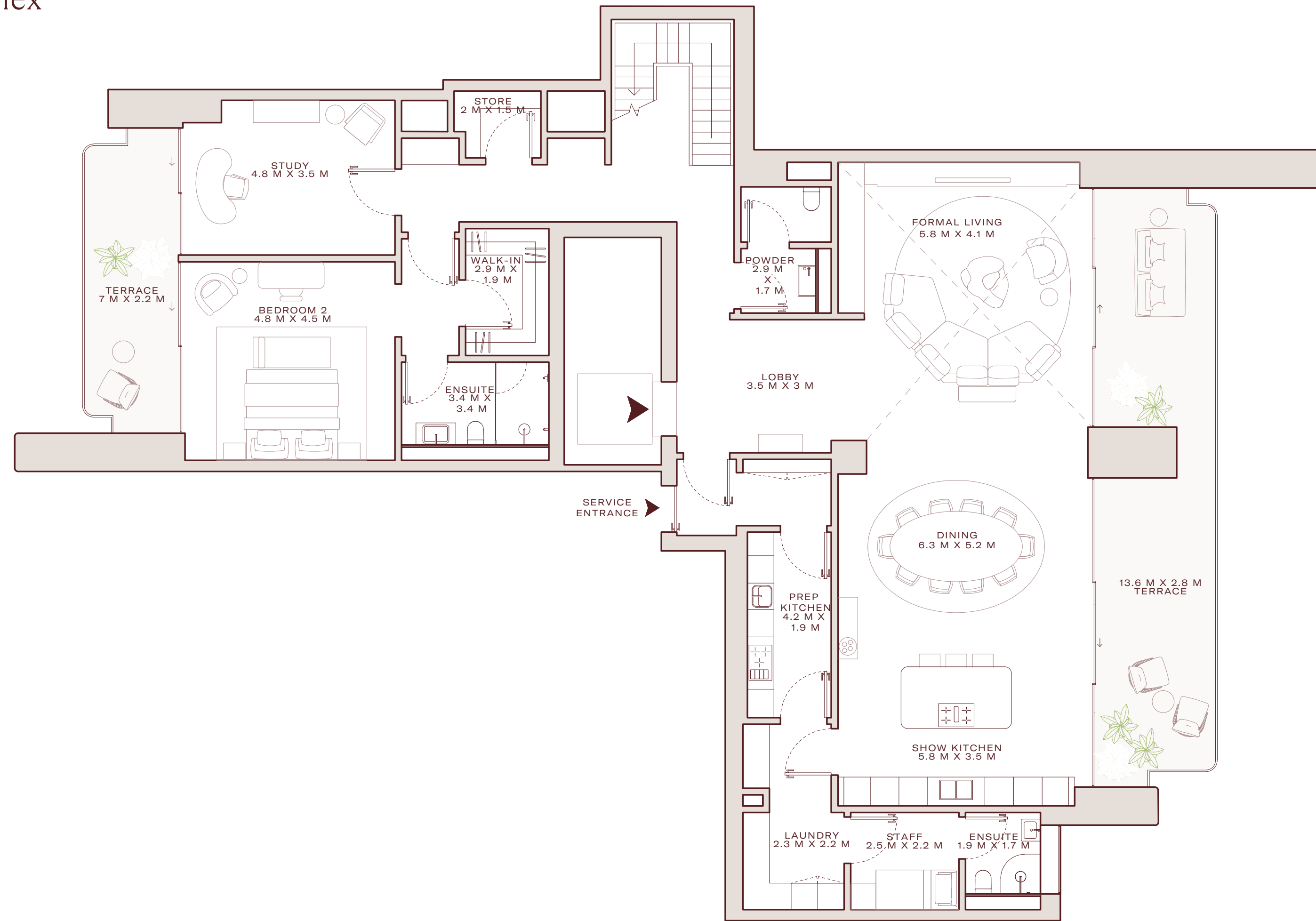


Disclaimer: Plans, details and unit orientation included are indicative only and are subject to change by the developer/seller at its sole discretion without notice and/or liability. All images, including swimming pools and landscape features, interior and exterior features, finishes, furnishings, view and scale are illustrative only. Final areas, orientation, dimensions, layout and materials may differ from those stated.


# 4-Bedroom

Type C, Duplex

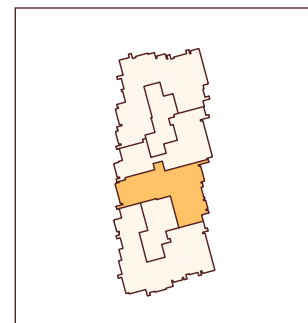
Lower



MASTERPLAN



BUILDING FLOORPLATE



Disclaimer: Plans, details and unit orientation included are indicative only and are subject to change by the developer/seller at its sole discretion without notice and/or liability. All images, including swimming pools and landscape features, interior and exterior features, finishes, furnishings, view and scale are illustrative only. Final areas, orientation, dimensions, layout and materials may differ from those stated.

# SOLAYA

A PRIVATE COLLECTION

BUILDING 5

Unit 403

AREAS

Interior 4,676 SqFt

Terrace 725 SqFt

Total 5,401 SqFt

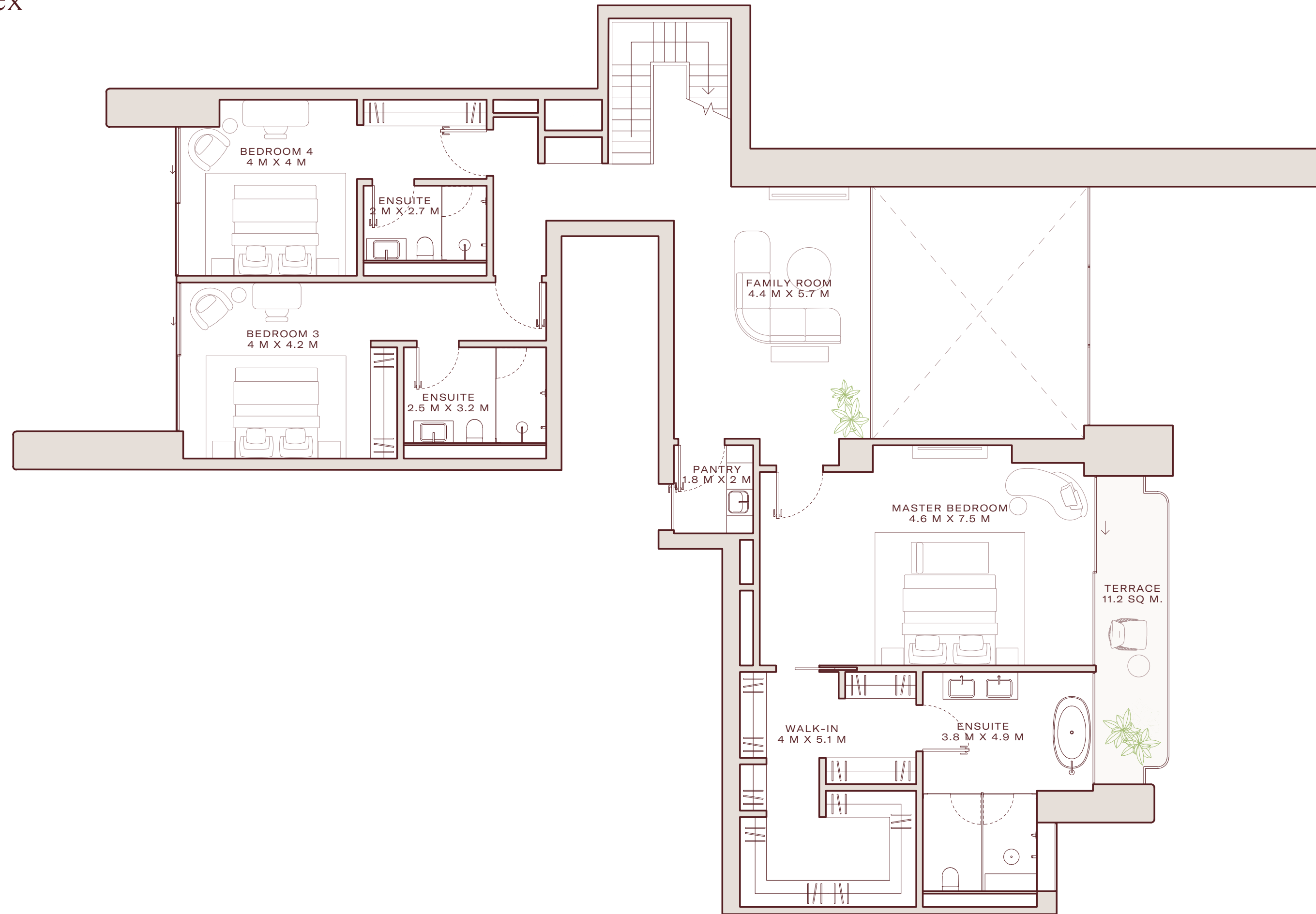


Brookfield Properties


# 4-Bedroom

Type C, Duplex

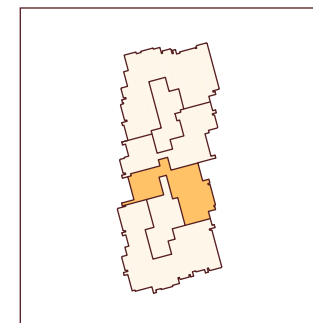
Upper



MASTERPLAN



BUILDING FLOORPLATE



Disclaimer: Plans, details and unit orientation included are indicative only and are subject to change by the developer/seller at its sole discretion without notice and/or liability. All images, including swimming pools and landscape features, interior and exterior features, finishes, furnishings, view and scale are illustrative only. Final areas, orientation, dimensions, layout and materials may differ from those stated.

# SOLAYA

A PRIVATE COLLECTION

BUILDING 5

Unit 403

AREAS

Interior 4,676 SqFt

Terrace 725 SqFt

Total 5,401 SqFt



**Brookfield**  
Properties

# 4-Bedroom

Type B, Duplex

Lower



# SOLAYA

A PRIVATE COLLECTION

BUILDING 6

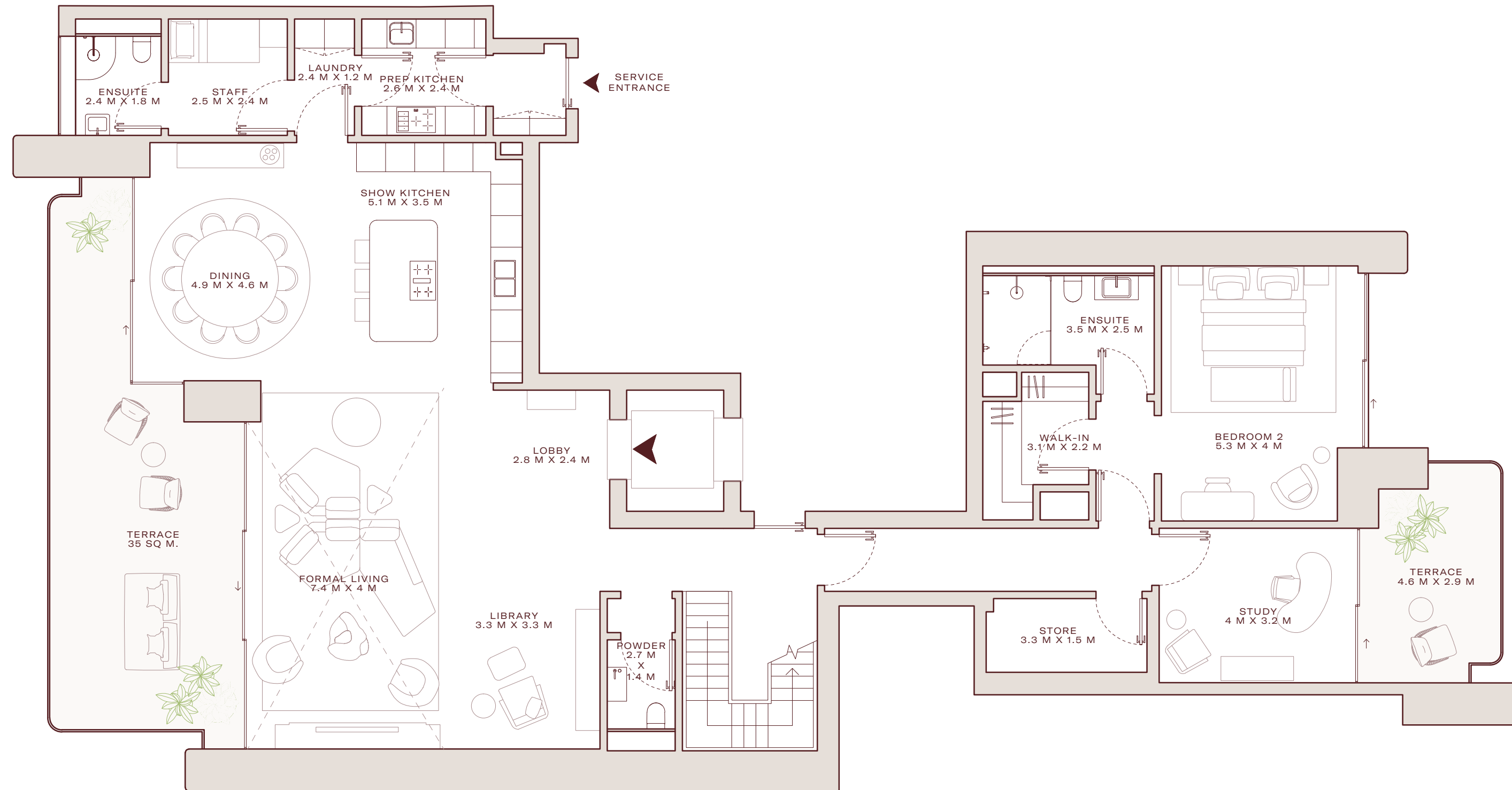
Unit 402

AREAS


Interior 4,476 SqFt

Terrace 782 SqFt

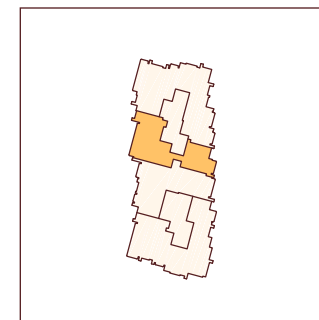
Total 5,258 SqFt



MASTERPLAN



BUILDING FLOORPLATE



Disclaimer: Plans, details and unit orientation included are indicative only and are subject to change by the developer/seller at its sole discretion without notice and/or liability. All images, including swimming pools and landscape features, interior and exterior features, finishes, furnishings, view and scale are illustrative only. Final areas, orientation, dimensions, layout and materials may differ from those stated.

# 4-Bedroom

Type B, Duplex

Upper



# SOLAYA

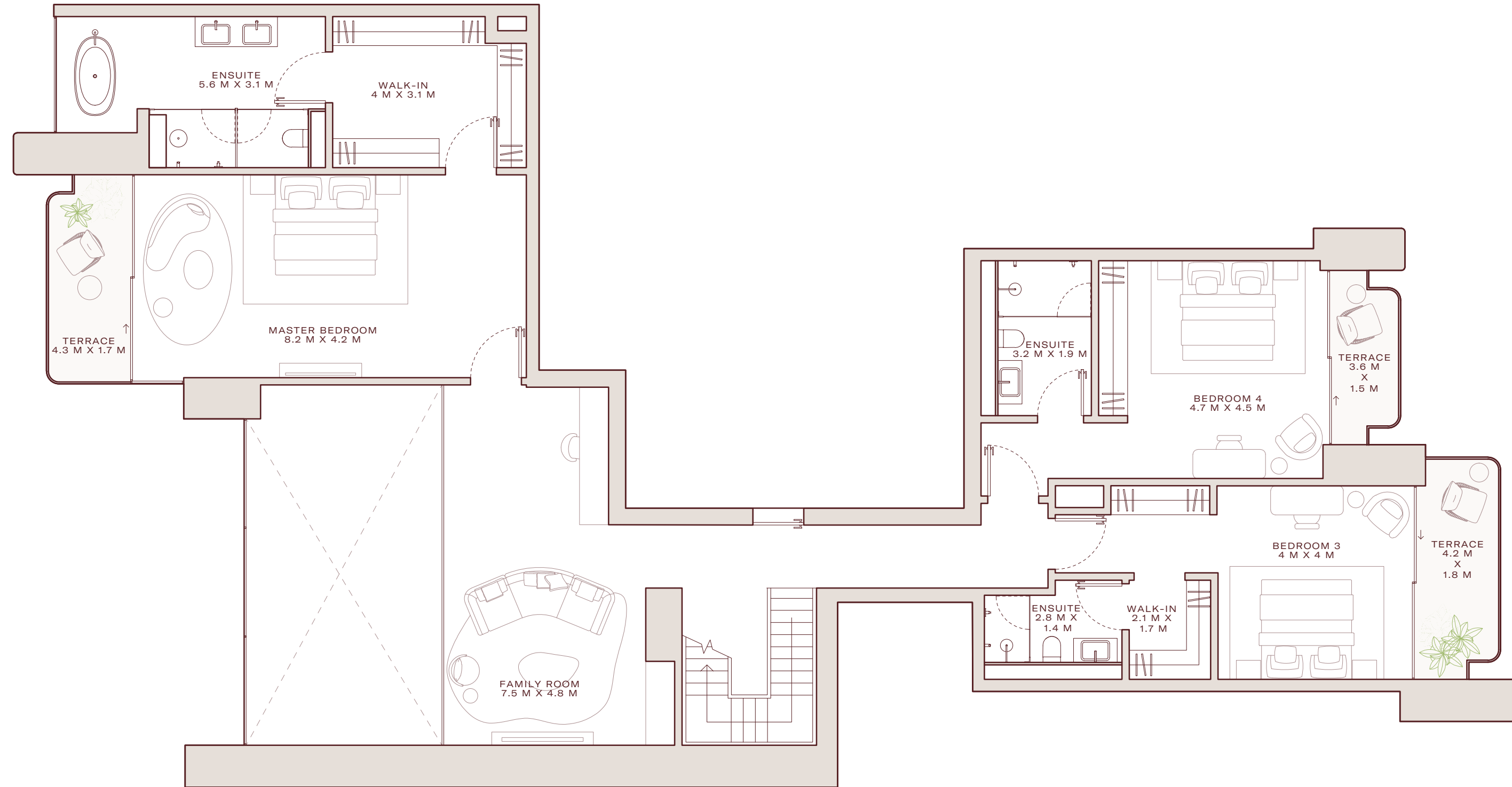
A PRIVATE COLLECTION

BUILDING 6


Unit 402

AREAS

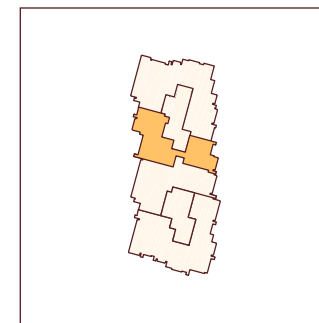
Interior 4,476 SqFt  
Terrace 782 SqFt  
Total 5,258 SqFt



MASTERPLAN



BUILDING FLOORPLATE



Disclaimer: Plans, details and unit orientation included are indicative only and are subject to change by the developer/seller at its sole discretion without notice and/or liability. All images, including swimming pools and landscape features, interior and exterior features, finishes, furnishings, view and scale are illustrative only. Final areas, orientation, dimensions, layout and materials may differ from those stated.

# 4-Bedroom

Type C, Duplex  
Lower

# SOLAYA

A PRIVATE COLLECTION

BUILDING 6


Unit 403

AREAS

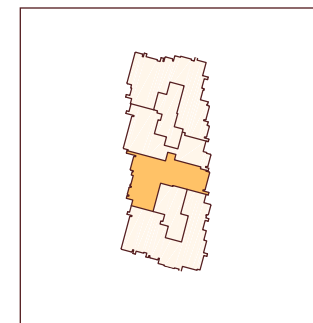
Interior 4,663 SqFt  
Terrace 725 SqFt  
Total 5,387 SqFt



MASTERPLAN



BUILDING FLOORPLATE



Disclaimer: Plans, details and unit orientation included are indicative only and are subject to change by the developer/seller at its sole discretion without notice and/or liability. All images, including swimming pools and landscape features, interior and exterior features, finishes, furnishings, view and scale are illustrative only. Final areas, orientation, dimensions, layout and materials may differ from those stated.

# 4-Bedroom

Type C, Duplex

Upper

# SOLAYA

A PRIVATE COLLECTION

BUILDING 6

Unit 403

AREAS


Interior 4,663 SqFt

Terrace 725 SqFt

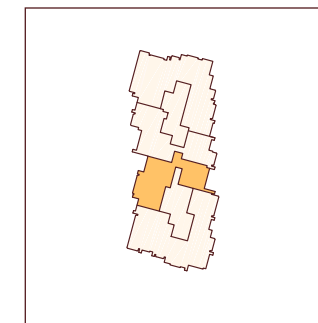
Total 5,387 SqFt



MASTERPLAN



BUILDING FLOORPLATE



Disclaimer: Plans, details and unit orientation included are indicative only and are subject to change by the developer/seller at its sole discretion without notice and/or liability. All images, including swimming pools and landscape features, interior and exterior features, finishes, furnishings, view and scale are illustrative only. Final areas, orientation, dimensions, layout and materials may differ from those stated.

# 4-Bedroom

Type E, Duplex

Lower



# SOLAYA

A PRIVATE COLLECTION

BUILDING 7

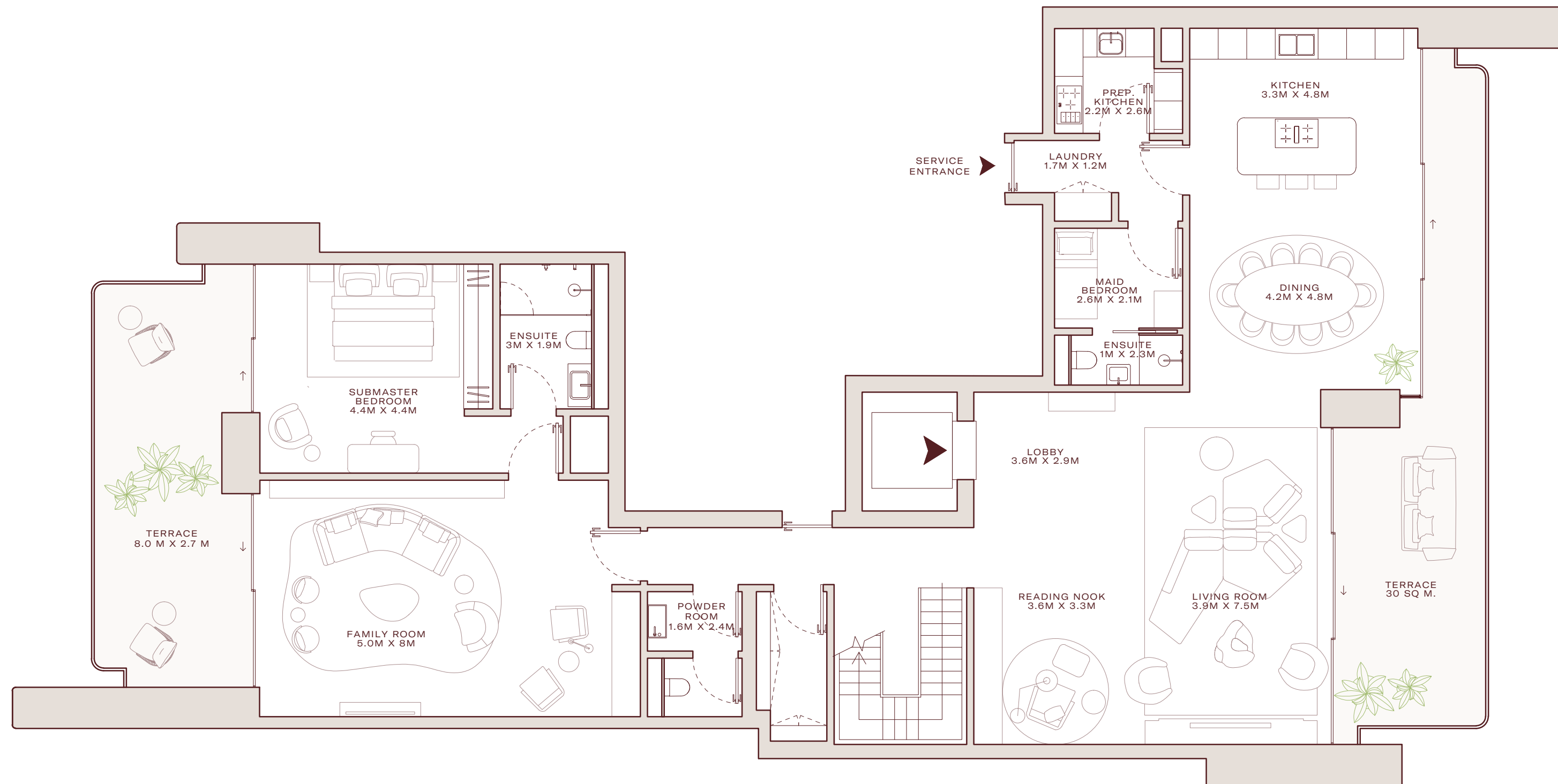
Unit 302, 502

AREAS


Interior 4,496 SqFt

Terrace 1,168 SqFt

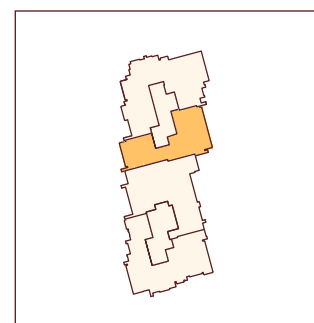
Total 5,663 SqFt



MASTERPLAN



BUILDING FLOORPLATE



Disclaimer: Plans, details and unit orientation included are indicative only and are subject to change by the developer/seller at its sole discretion without notice and/or liability. All images, including swimming pools and landscape features, interior and exterior features, finishes, furnishings, view and scale are illustrative only. Final areas, orientation, dimensions, layout and materials may differ from those stated.



Brookfield Properties

# 4-Bedroom

Type E, Duplex

Upper



# SOLAYA

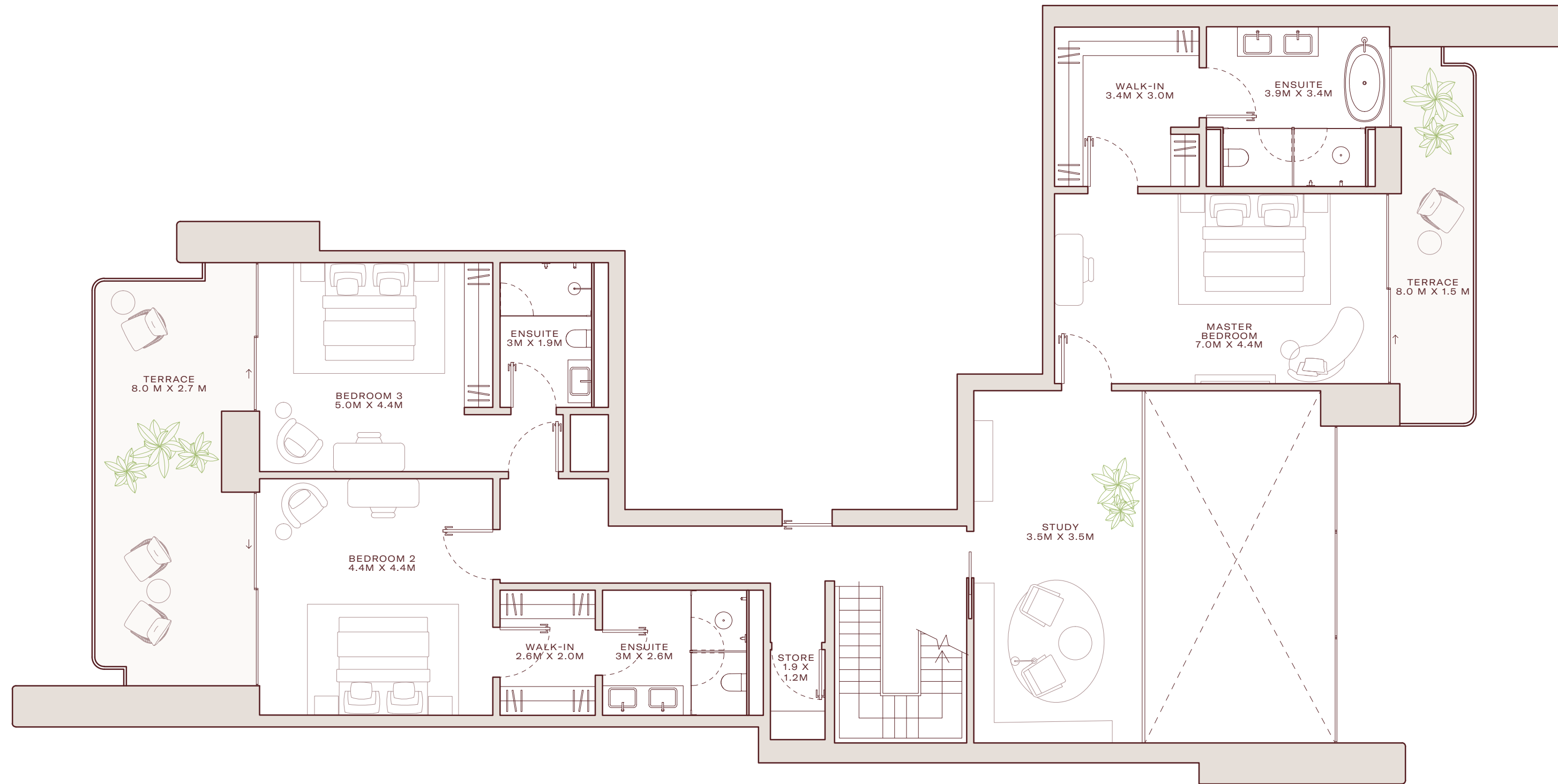
A PRIVATE COLLECTION

BUILDING 7


Unit 302, 502

AREAS

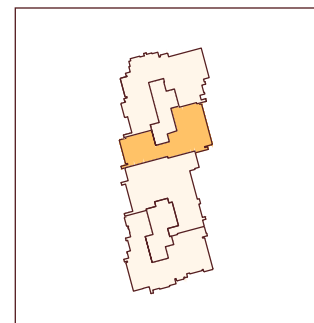
Interior 4,496 SqFt  
Terrace 1,168 SqFt  
Total 5,663 SqFt



MASTERPLAN



BUILDING FLOORPLATE



Disclaimer: Plans, details and unit orientation included are indicative only and are subject to change by the developer/seller at its sole discretion without notice and/or liability. All images, including swimming pools and landscape features, interior and exterior features, finishes, furnishings, view and scale are illustrative only. Final areas, orientation, dimensions, layout and materials may differ from those stated.

# PENTHOUSES

Designed for sophisticated living, Solaya's penthouses occupy an entire exclusive level, accessed through a private lift and lobby. Soaring four-metre ceilings, sleek architectural lines, and expansive walls of glass invite an abundance of natural light, revealing spectacular panoramic views encompassing the Arabian Gulf and the vibrant cityscape. Expansive terraces seamlessly extend the living areas, featuring a private pool for ultimate outdoor enjoyment.

# Penthouse

## KEY FEATURES

- 360-degree views
- Dedicated VIP lift and private ground-floor lobby
- Multiple living and entertainment spaces
- Private gym
- Private pool
- Equipped with two staff rooms



# Penthouse

Type A



# SOLAYA

A PRIVATE COLLECTION

BUILDING 1

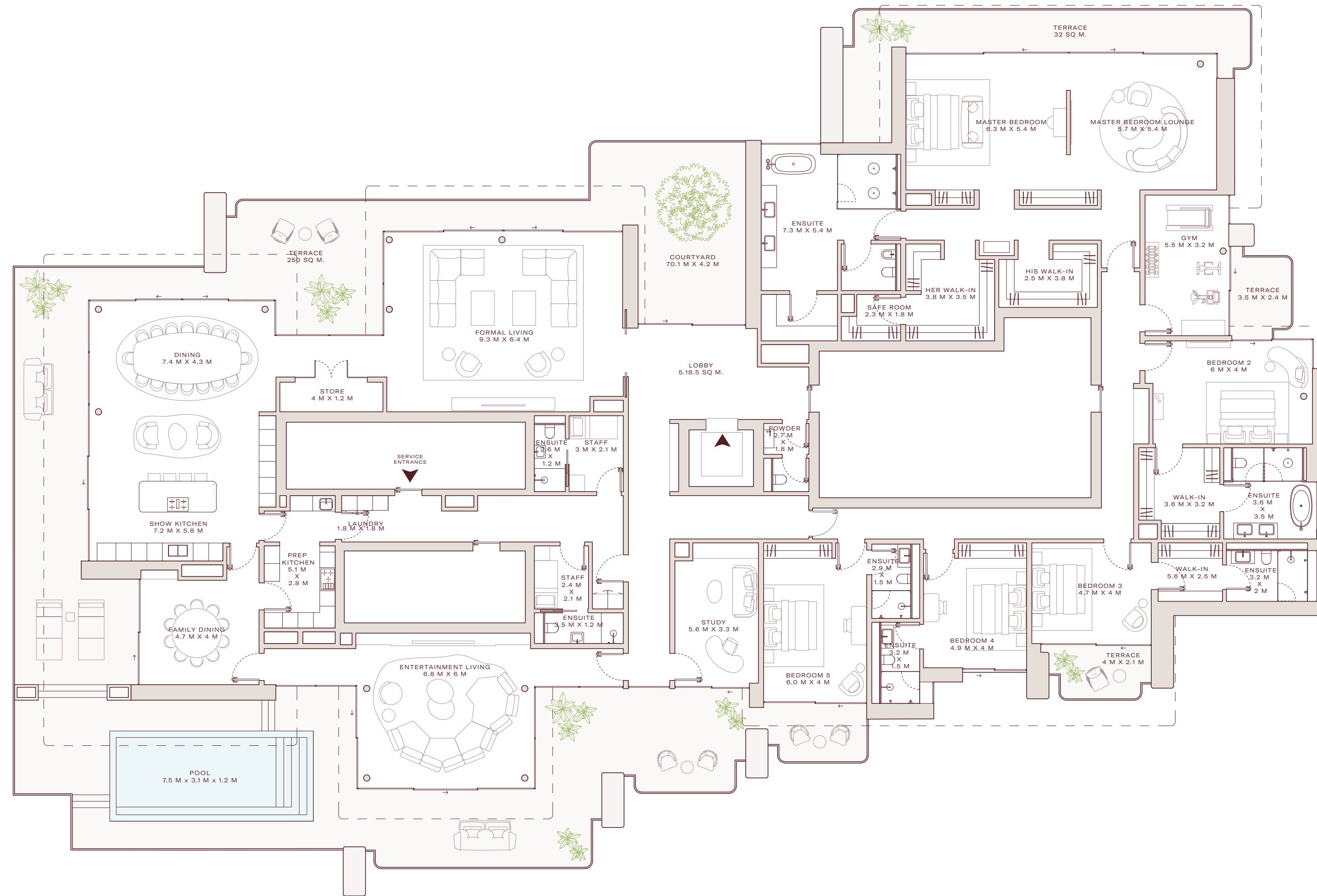
Unit 601

BUILDING 2

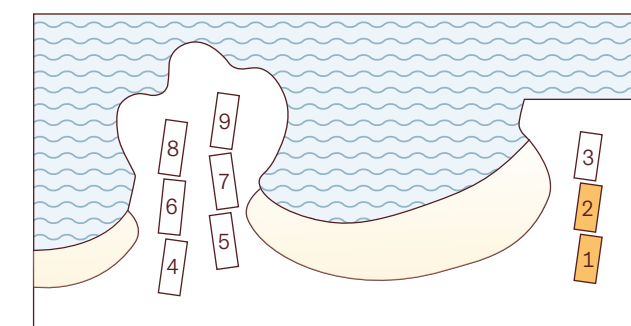
Unit 701

AREAS

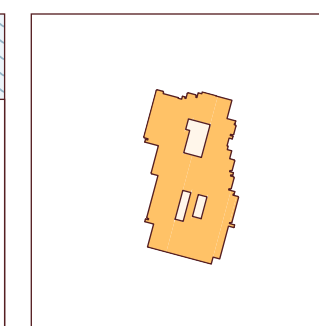
Interior 7,832 SqFt  
Terrace 3,735 SqFt  
Total 11,567 SqFt



MASTERPLAN



BUILDING FLOORPLATE



Disclaimer: Plans, details and unit orientation included are indicative only and are subject to change by the developer/seller at its sole discretion without notice and/or liability. All images, including swimming pools and landscape features, interior and exterior features, finishes, furnishings, view and scale are illustrative only. Final areas, orientation, dimensions, layout and materials may differ from those stated.

# Penthouse

Type B

# SOLAYA

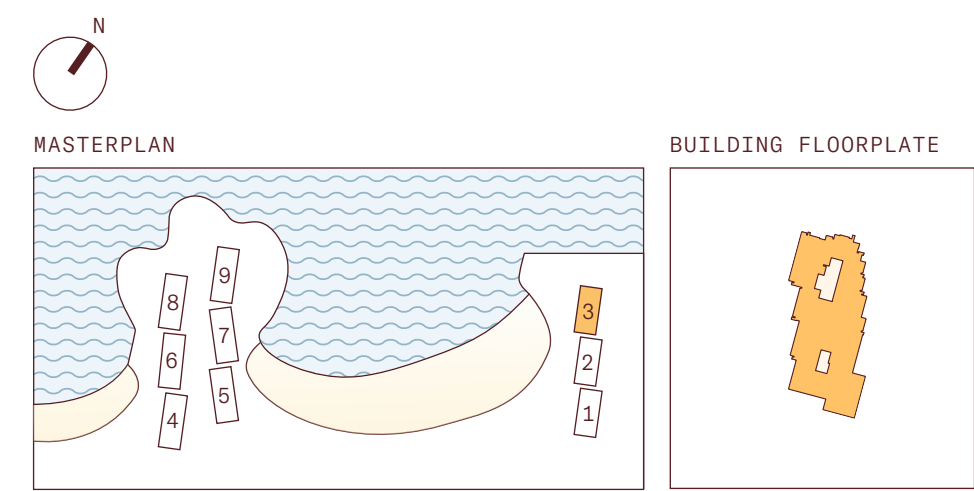
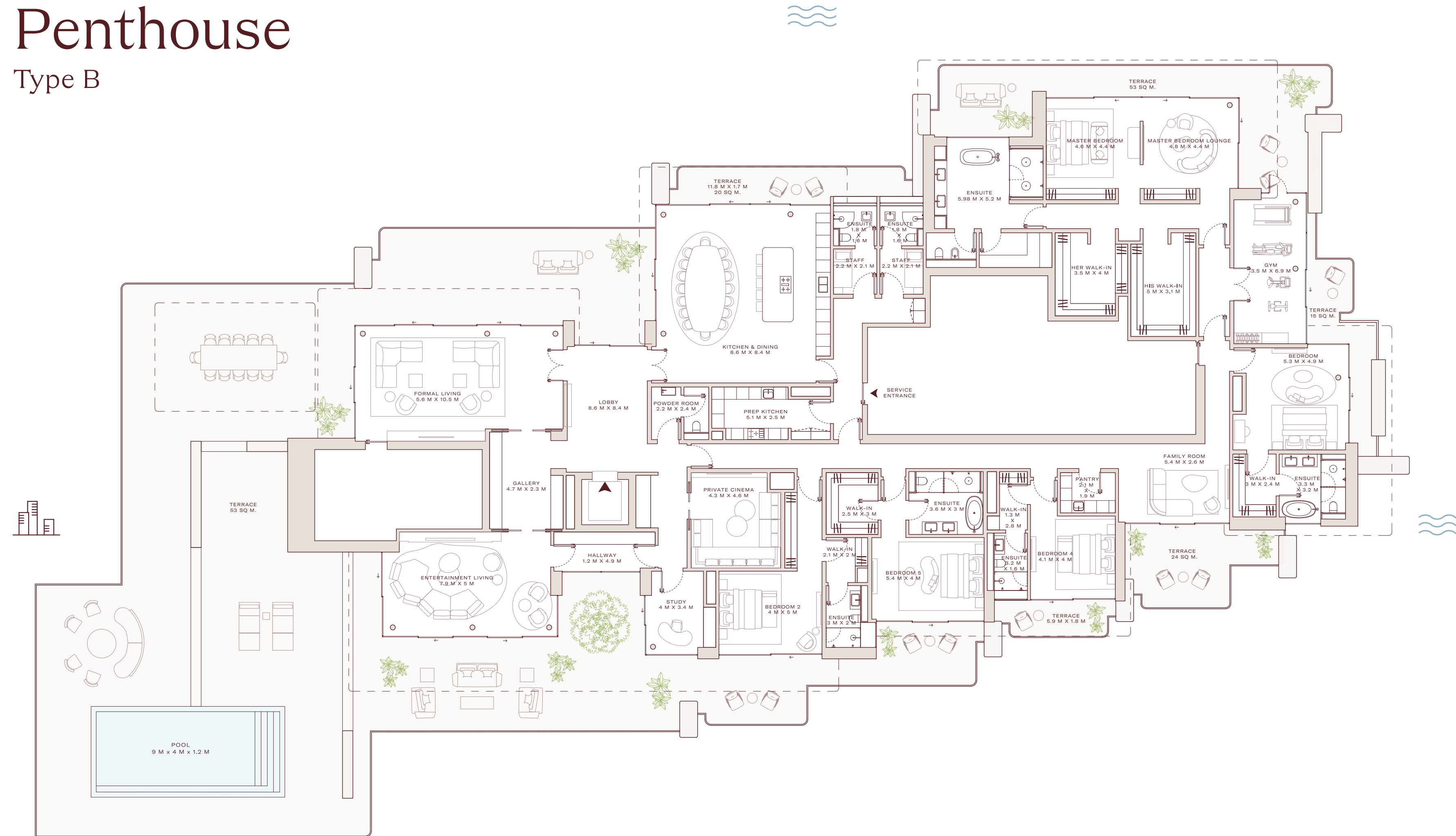
A PRIVATE COLLECTION

BUILDING 3

Unit 801

AREAS

Interior 7,926 SqFt  
 Terrace 7,405 SqFt  
 Total 15,331 SqFt



Disclaimer: Plans, details and unit orientation included are indicative only and are subject to change by the developer/seller at its sole discretion without notice and/or liability. All images, including swimming pools and landscape features, interior and exterior features, finishes, furnishings, view and scale are illustrative only. Final areas, orientation, dimensions, layout and materials may differ from those stated.

# Penthouse

Type A

# SOLAYA

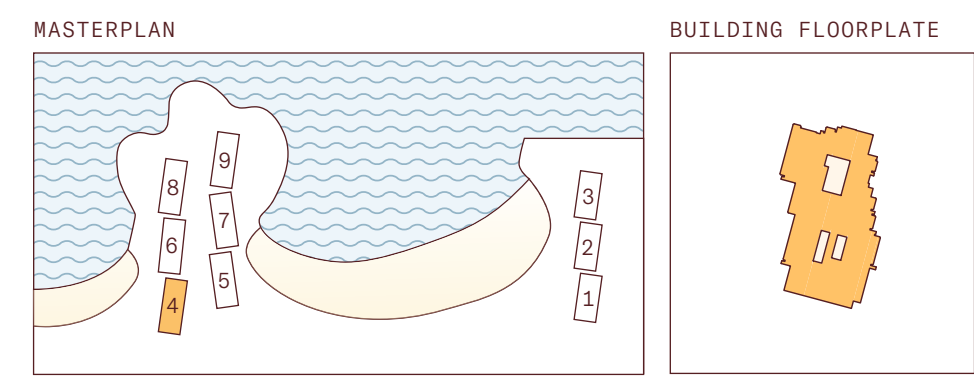
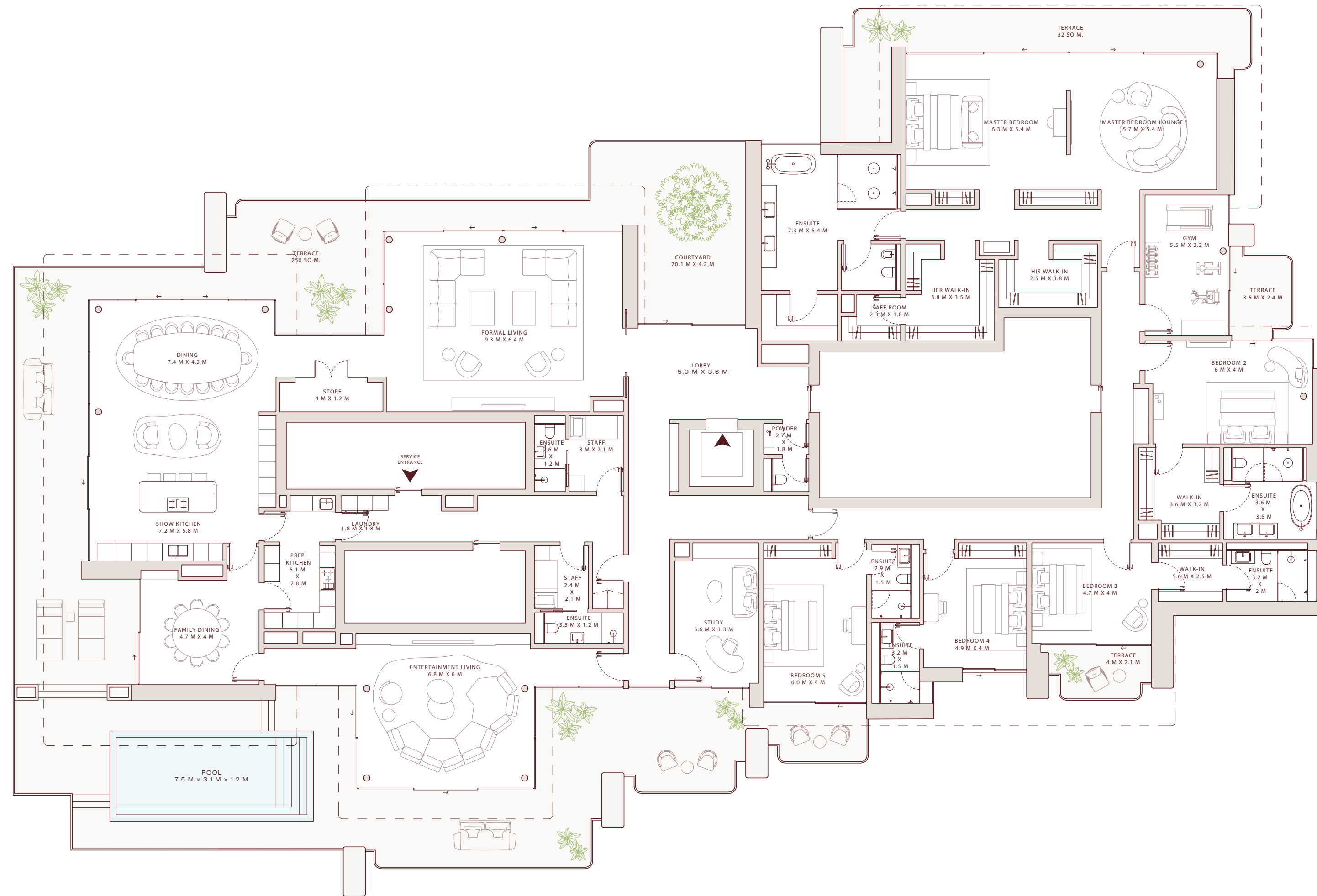
A PRIVATE COLLECTION

BUILDING 4

Unit 601

AREAS

Interior 7,832 SqFt  
 Terrace 3,735 SqFt  
 Total 11,567 SqFt



Disclaimer: Plans, details and unit orientation included are indicative only and are subject to change by the developer/seller at its sole discretion without notice and/or liability. All images, including swimming pools and landscape features, interior and exterior features, finishes, furnishings, view and scale are illustrative only. Final areas, orientation, dimensions, layout and materials may differ from those stated.

# Penthouse

Type B



# SOLAYA

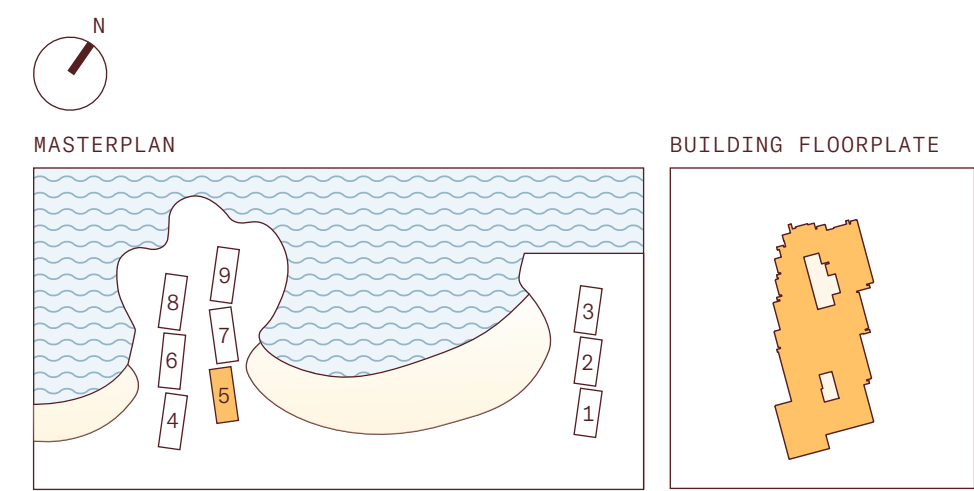
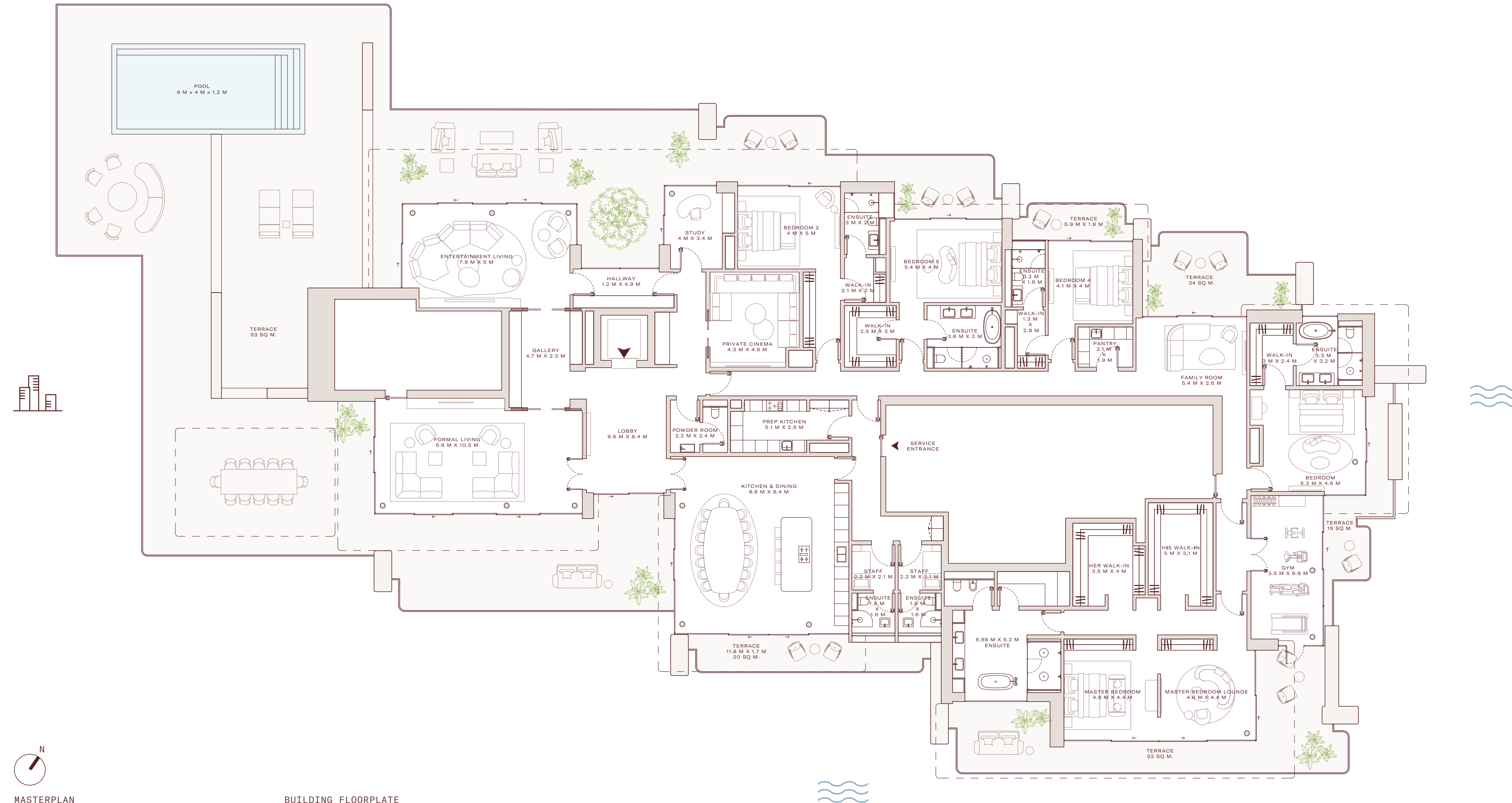
A PRIVATE COLLECTION

BUILDING 5

Unit 701

AREAS

Interior 7,917 SqFt  
 Terrace 7,431 SqFt  
 Total 15,348 SqFt



Disclaimer: Plans, details and unit orientation included are indicative only and are subject to change by the developer/seller at its sole discretion without notice and/or liability. All images, including swimming pools and landscape features, interior and exterior features, finishes, furnishings, view and scale are illustrative only. Final areas, orientation, dimensions, layout and materials may differ from those stated.

# Penthouse

Type B

# SOLAYA

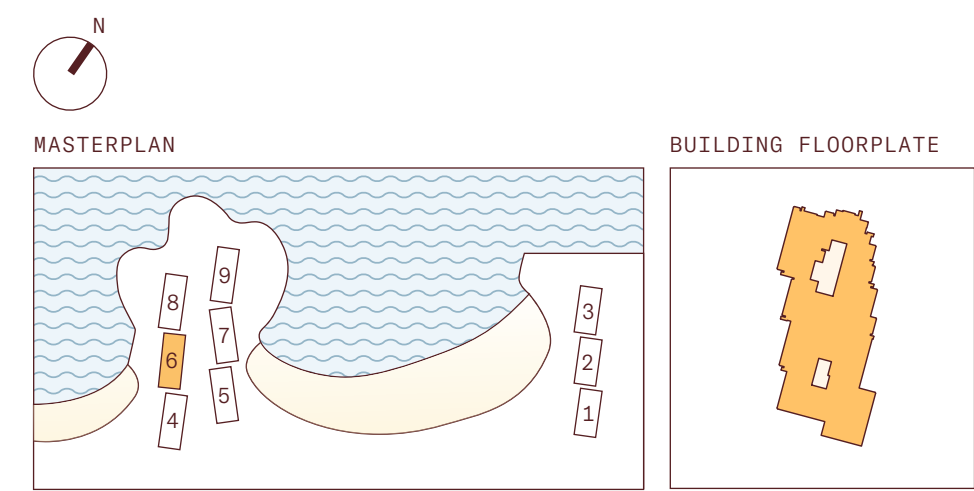
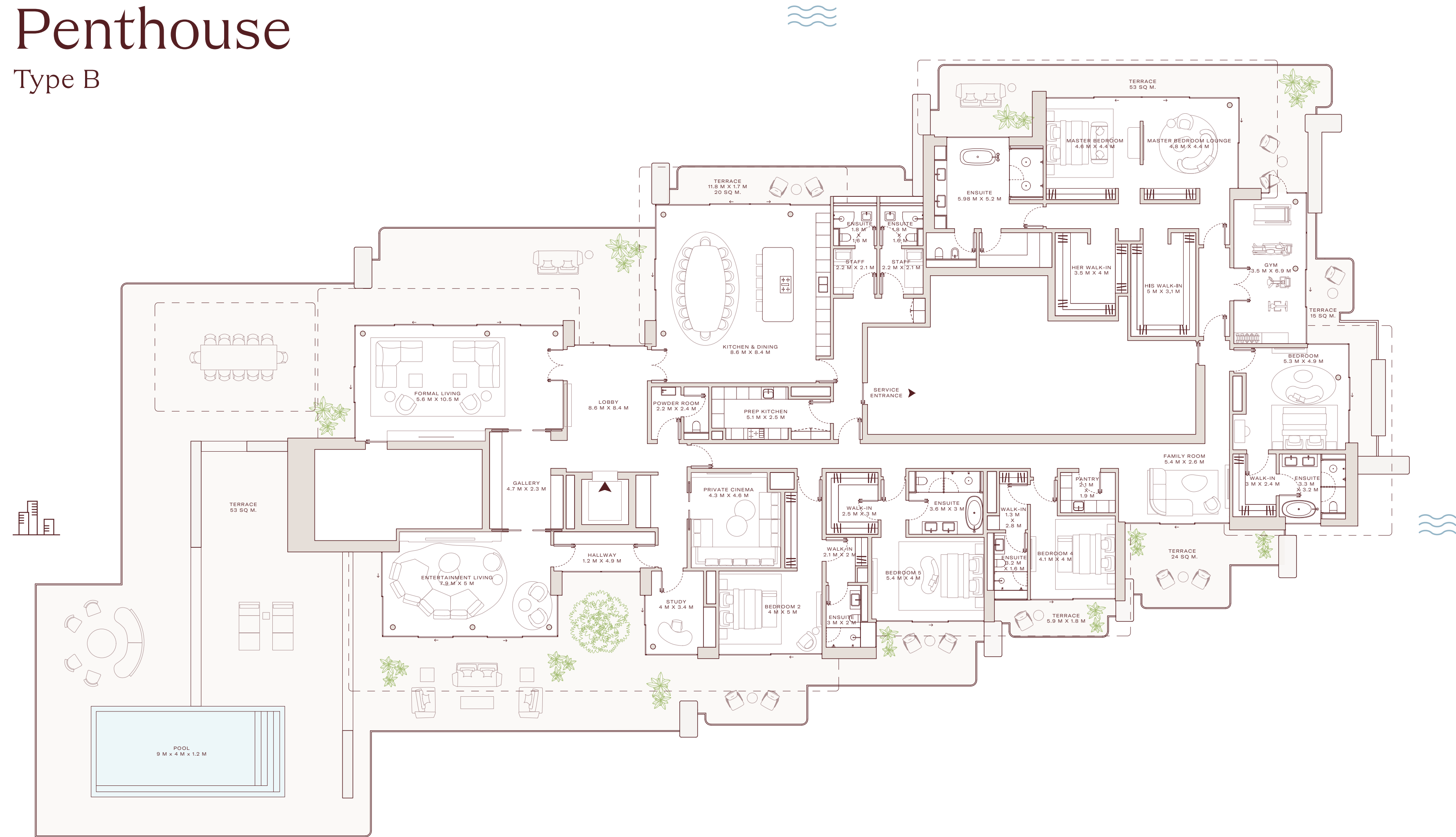
A PRIVATE COLLECTION

BUILDING 6

Unit 701

AREAS

Interior 7,926 SqFt  
Terrace 7,405 SqFt  
Total 15,331 SqFt



Disclaimer: Plans, details and unit orientation included are indicative only and are subject to change by the developer/seller at its sole discretion without notice and/or liability. All images, including swimming pools and landscape features, interior and exterior features, finishes, furnishings, view and scale are illustrative only. Final areas, orientation, dimensions, layout and materials may differ from those stated.

# Penthouse

Type D



# SOLAYA

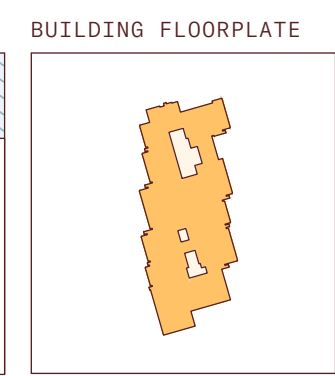
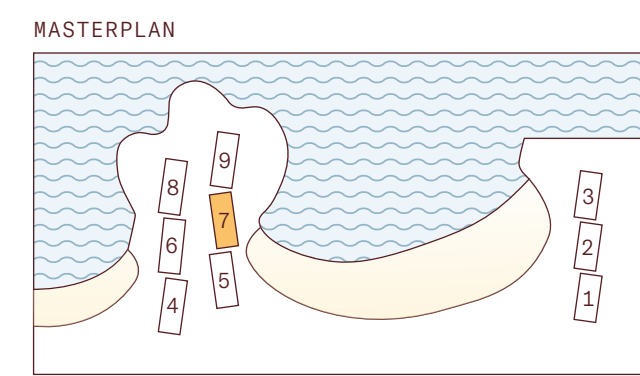
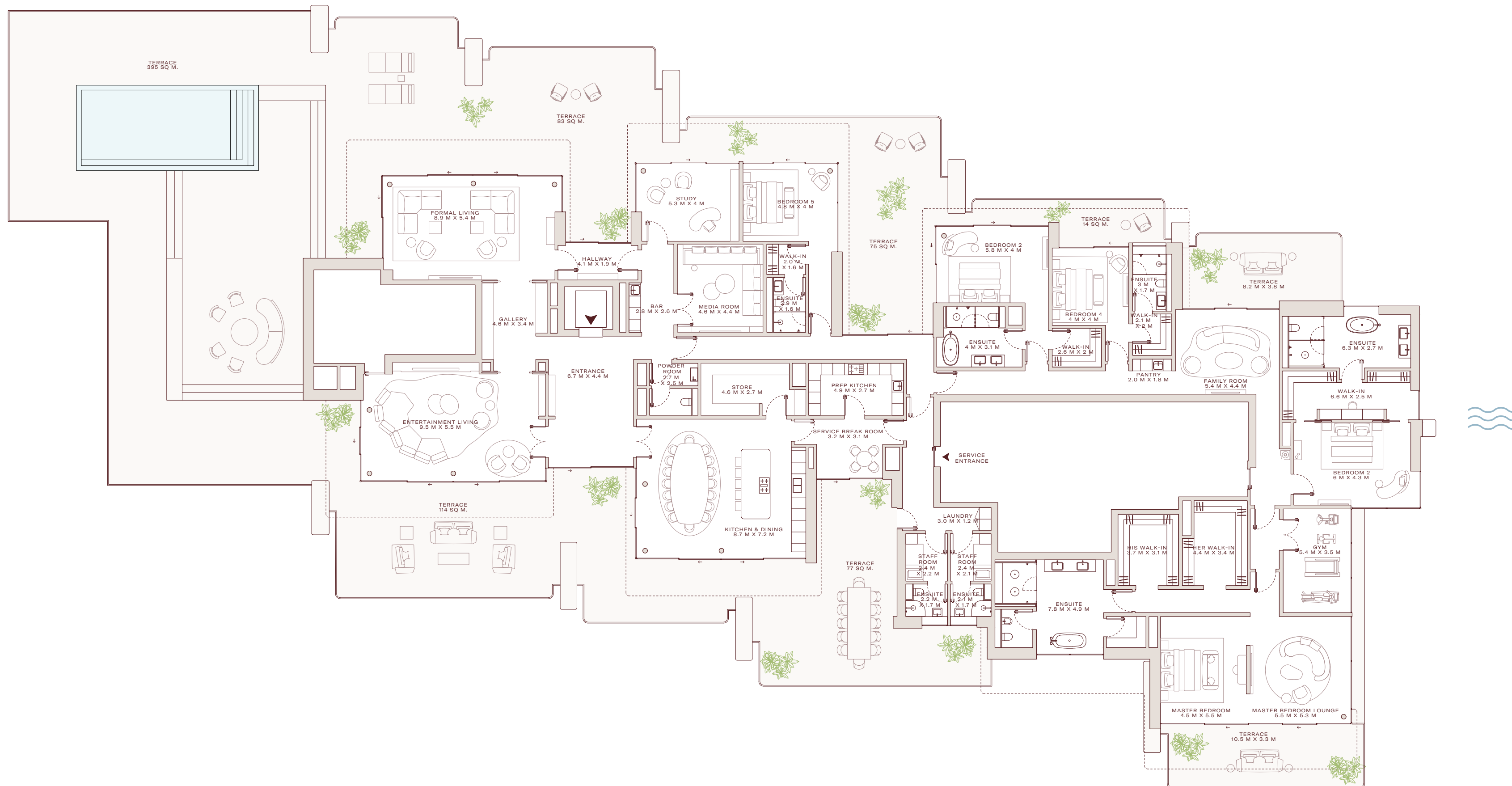
A PRIVATE COLLECTION

BUILDING 7

Unit 801

AREAS

Interior 8,521 SqFt  
Terrace 9,272 SqFt  
Total 17,793 SqFt



Disclaimer: Plans, details and unit orientation included are indicative only and are subject to change by the developer/seller at its sole discretion without notice and/or liability. All images, including swimming pools and landscape features, interior and exterior features, finishes, furnishings, view and scale are illustrative only. Final areas, orientation, dimensions, layout and materials may differ from those stated.

