



JW MARRIOTT

RESIDENCES

AT DUBAI ISLANDS, CENTRAL

FLOORPLANS



CG Developers

GLOBAL | EST. 1995

CG Corp | Global[®]

EST. 1935

CG-DEVELOPERS.COM

USA | China | Nepal | India | UAE | Bhutan | Kenya | Philippines | Sri Lanka | Maldives

A collection of various dried botanical specimens, including flowers and seed heads, in shades of blue and green, scattered across a light, textured background. The specimens vary in size and shape, some appearing as dense, rounded clusters and others as more elongated, feathery structures. The colors range from deep, dark blues to lighter, almost white-green hues, suggesting different stages of drying or different species. The overall composition is artistic and naturalistic.

1-BEDROOM

1 BEDROOM TYPE 1A

INDOOR AREA	586 - 630 SQFT
OUTDOOR LIVING	81 - 569 SQFT
TOTAL AREA	666 - 1,168 SQFT
FLOORS	1 - 9, 12



* BALCONY LOCATIONS
ALTERNATE REFER TO
FLOOR PLAN



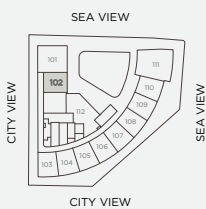
Disclaimer: All dimensions are in meters. The unit shown is a typical example; actual units may differ in size, layout, materials, orientation, and location. Some units may have a mirrored layout. Window placements, balconies, fixtures, cabinets, and wardrobes are indicative and may change. All displayed furniture and accessories are for illustration only and are not included unless specified in Schedule A of the SPA.

1 BEDROOM TYPE 1B

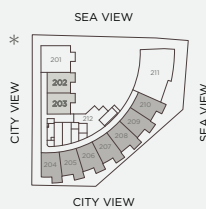
INDOOR AREA	589 - 617 SQFT
OUTDOOR LIVING	54 - 286 SQFT
TOTAL AREA	643 - 903 SQFT
FLOORS	1 - 12



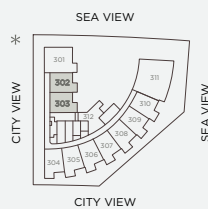
* BALCONY LOCATIONS
ALTERNATE REFER TO
FLOOR PLAN



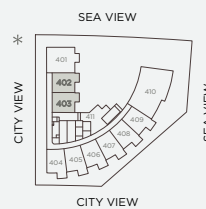
LEVEL 1
UNIT 102



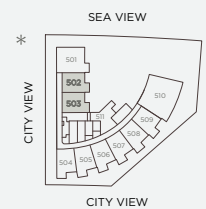
LEVEL 2
UNIT 202 & 203



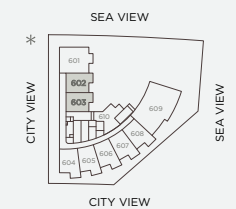
LEVEL 3
UNIT 302 & 303



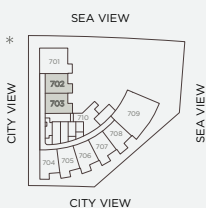
LEVEL 4
UNIT 402 & 403



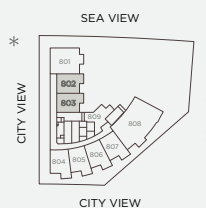
LEVEL 5
UNIT 502 & 503



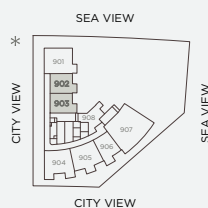
LEVEL 6
UNIT 602 & 603



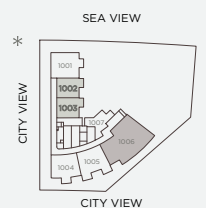
LEVEL 7
UNIT 702 & 703



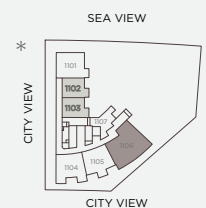
LEVEL 8
UNIT 802 & 803



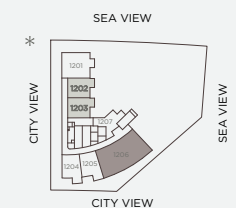
LEVEL 9
UNIT 902 & 903



LEVEL 10
UNIT 1002 & 1003



LEVEL 11
UNIT 1102 & 1103



LEVEL 12
UNIT 1202 & 1203

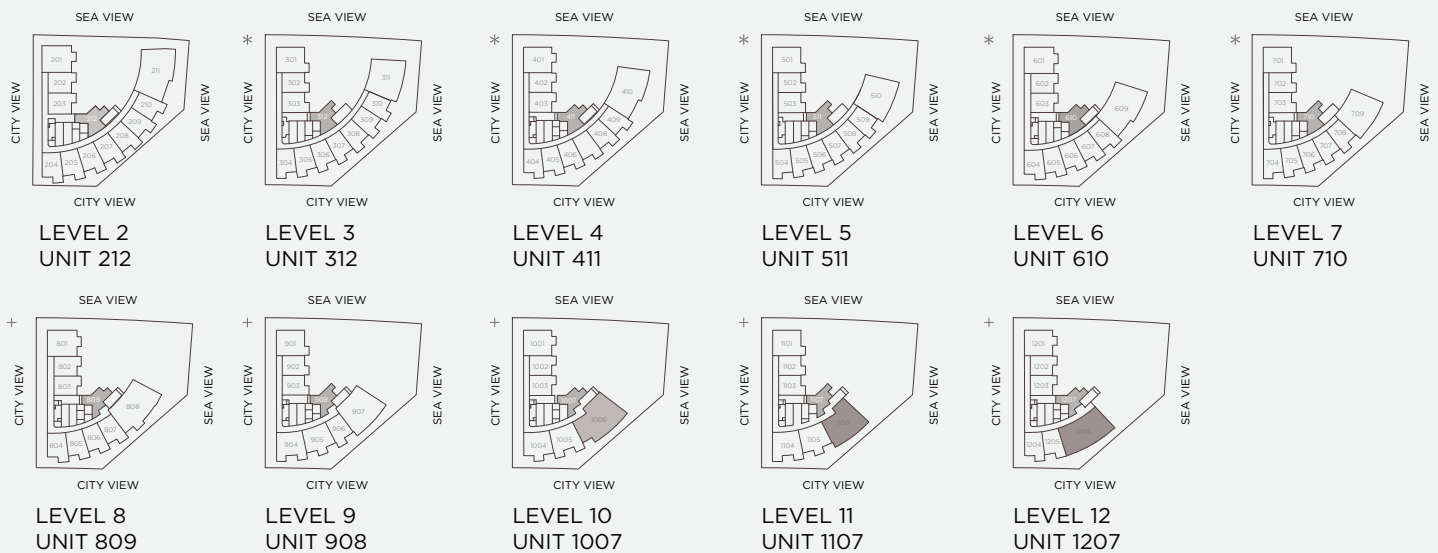
Disclaimer: All dimensions are in meters. The unit shown is a typical example; actual units may differ in size, layout, materials, orientation, and location. Some units may have a mirrored layout. Window placements, balconies, fixtures, cabinets, and wardrobes are indicative and may change. All displayed furniture and accessories are for illustration only and are not included unless specified in Schedule A of the SPA.

1 BEDROOM TYPE 1C

INDOOR AREA	501 - 556 SQFT
OUTDOOR LIVING	46 - 50 SQFT
TOTAL AREA	547 - 606 SQFT
FLOORS	2 - 12



- * 1 BR - C TYPE 1
- + 1 BR - C TYPE 2



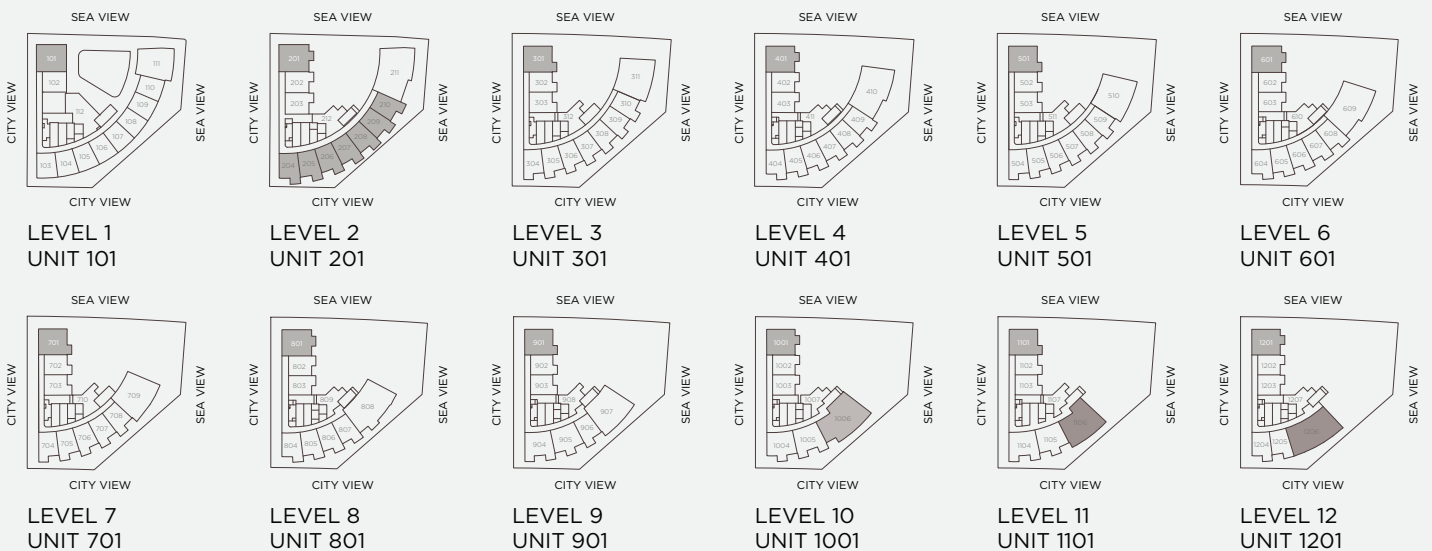
Disclaimer: All dimensions are in meters. The unit shown is a typical example; actual units may differ in size, layout, materials, orientation, and location. Some units may have a mirrored layout. Window placements, balconies, fixtures, cabinets, and wardrobes are indicative and may change. All displayed furniture and accessories are for illustration only and are not included unless specified in Schedule A of the SPA.



2-BEDROOM

2 BEDROOM TYPE 2A

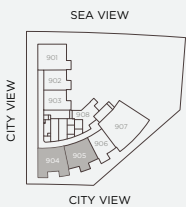
INDOOR AREA	990 - 1066 SQFT
OUTDOOR LIVING	57 - 449 SQFT
TOTAL AREA	1,047 - 1,514 SQFT
FLOORS	1 - 12



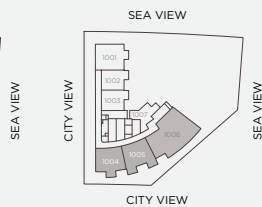
Disclaimer: All dimensions are in meters. The unit shown is a typical example; actual units may differ in size, layout, materials, orientation, and location. Some units may have a mirrored layout. Window placements, balconies, fixtures, cabinets, and wardrobes are indicative and may change. All displayed furniture and accessories are for illustration only and are not included unless specified in Schedule A of the SPA.

2 BEDROOM TYPE 2B

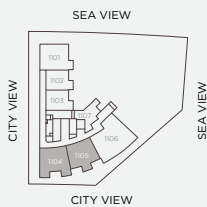
INDOOR AREA	879 - 883 SQFT
OUTDOOR LIVING	81 - 164 SQFT
TOTAL AREA	960 - 1,047 SQFT
FLOORS	9 - 11



LEVEL 9
UNIT 904-905



LEVEL 10
UNIT 1004-1005



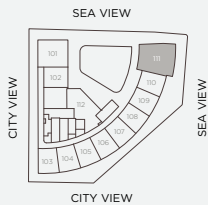
LEVEL 11
UNIT 1104-1105

3-BEDROOM

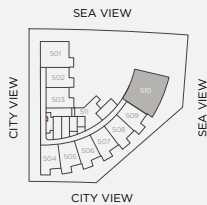


3 BEDROOM TYPE 3A

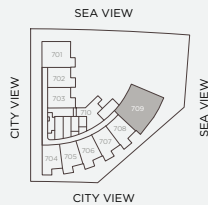
INDOOR AREA	1,345 - 1,407 SQFT
OUTDOOR LIVING	441 - 918 SQFT
TOTAL AREA	1,787 - 2,324 SQFT
FLOORS	1, 3, 5, 7, 9



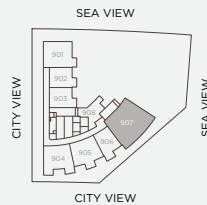
LEVEL 1
UNIT 111



LEVEL 5
UNIT 510



LEVEL 7
UNIT 709



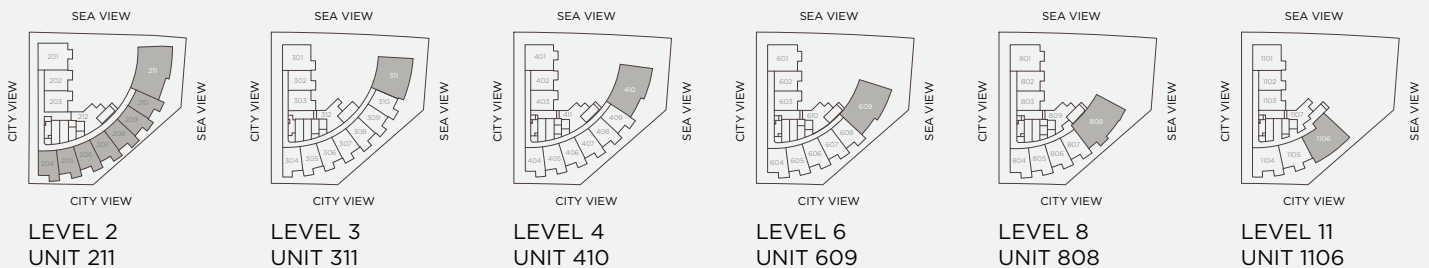
LEVEL 9
UNIT 907

3 BEDROOM TYPE 3B

INDOOR AREA	1,536 - 1,541 SQFT
OUTDOOR LIVING	443 - 450 SQFT
TOTAL AREA	1,980 - 1,991 SQFT
FLOORS	2, 4, 6, 8



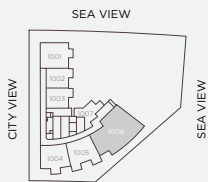
(Window is present for Levels 2,4,6, but not present at Level 8)



Disclaimer: All dimensions are in meters. The unit shown is a typical example; actual units may differ in size, layout, materials, orientation, and location. Some units may have a mirrored layout. Window placements, balconies, fixtures, cabinets, and wardrobes are indicative and may change. All displayed furniture and accessories are for illustration only and are not included unless specified in Schedule A of the SPA.

3 BEDROOM TYPE 3C

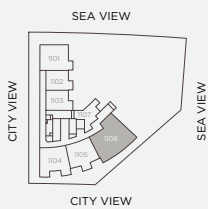
INDOOR AREA	1,565 SQFT
OUTDOOR LIVING	475 SQFT
TOTAL AREA	2,039 SQFT
FLOORS	10



LEVEL 10
UNIT 1006

3 BEDROOM TYPE 3D

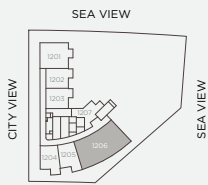
INDOOR AREA	1,427 SQFT
OUTDOOR LIVING	231 SQFT
TOTAL AREA	1,658 SQFT
FLOORS	11



LEVEL 11
UNIT 1106

3 BEDROOM TYPE 3E

INDOOR AREA	1,511 SQFT
OUTDOOR LIVING	542 SQFT
TOTAL AREA	2,053 SQFT
FLOORS	12



LEVEL 12
UNIT 1206

GET IN TOUCH
+ 9 7 1 5 8 8 3 1 7 7 4 6



CG Developers

GLOBAL | EST. 1995

CG Corp | Global[®]

EST. 1935

CG-DEVELOPERS.COM

USA | China | Nepal | India | UAE | Bhutan | Kenya | Philippines | Sri Lanka | Maldives

Disclaimer: JW Marriott Residences at Dubai Islands, Central is not owned, developed, or sold by Marriott International, Inc. or its affiliates ("Marriott"). Mars Estates Limited, the project company and a subsidiary of CG Gulf Real Estate Development LLC uses the JW Marriott marks under a license from Marriott, which has not confirmed the accuracy of any of the statements or representations made herein.