


ADDRESS
RESIDENCES
ZABEEL

DIFC Views



العنوان
رزیدنسیز
زعبیل

إطلالات مركز دبي المالي



ADDRESS
RESIDENCES
ZABEEL

DIFC Views

TOWER **3** - APARTMENTS

FLOOR PLANS

EMAAR



ADDRESS
RESIDENCES
ZABEEL

DIFC Views


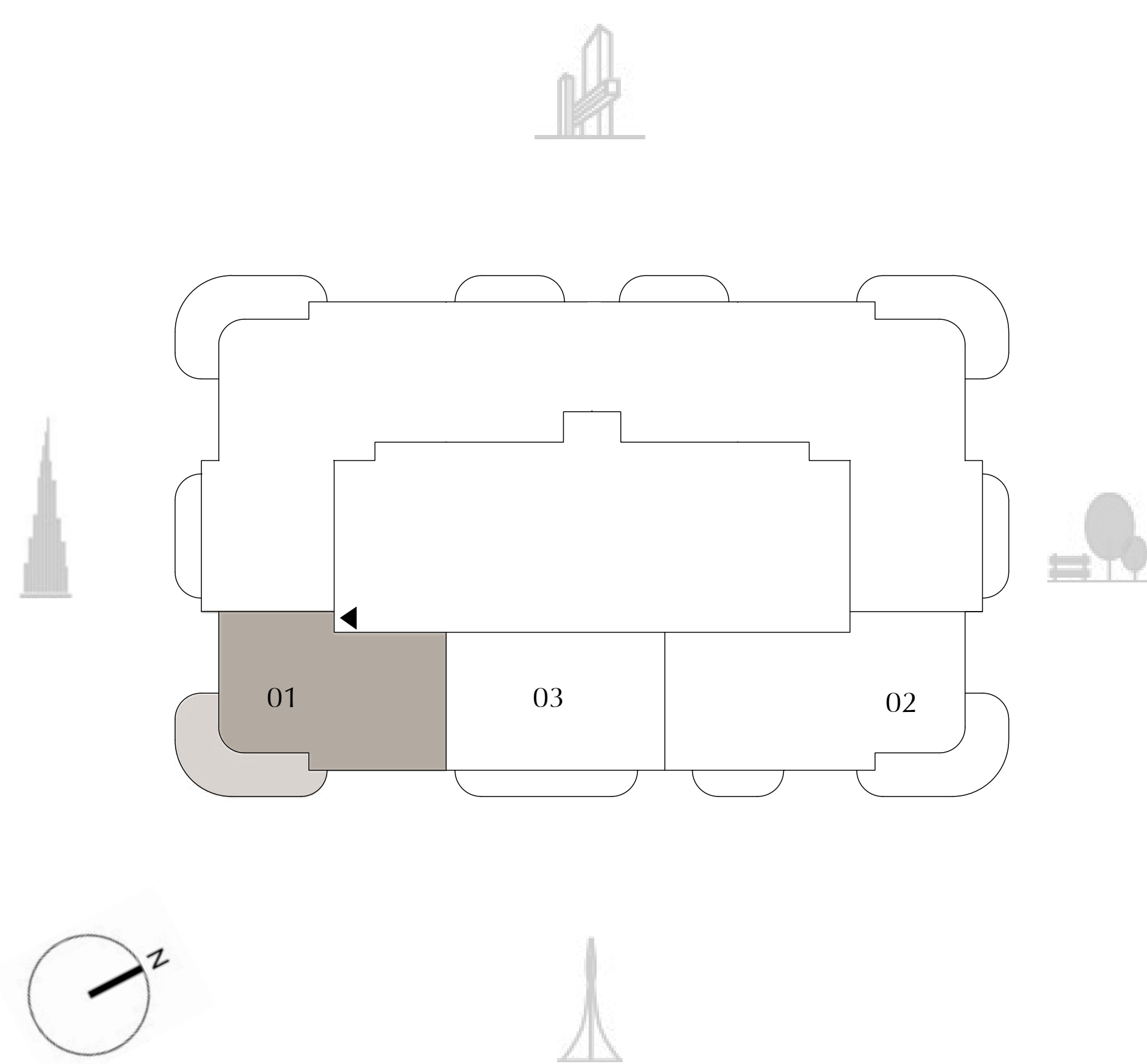
TOWER 3
2 BEDROOM

LEVEL - 30 UNIT 01

SUITE AREA	1097.59 SQ.FT.	101.97 SQ.M.
BALCONY AREA	289.33 SQ.FT.	26.88 SQ.M.
TOTAL AREA	1386.93 SQ.FT.	128.85 SQ.M.

KEY PLAN

KEY SECTION



FLOOR PLAN 1. All dimensions are in imperial and metric, and measured from finish to finish excluding construction tolerances. 2. All materials, dimensions, and drawings are approximate only. 3. Information is subject to change without notice, at developer's absolute discretion. 4. Actual area may vary from the stated area. 5. Drawings not to scale. 6. All images used are for illustrative purposes only and do not represent the actual size, features, specifications, fittings, and furnishings. 7. The developer reserves the right to make revisions / alterations, at it's absolute discretion, without any liability whatsoever.

**ADDRESS
RESIDENCES
ZABEEL**

DIFC Views


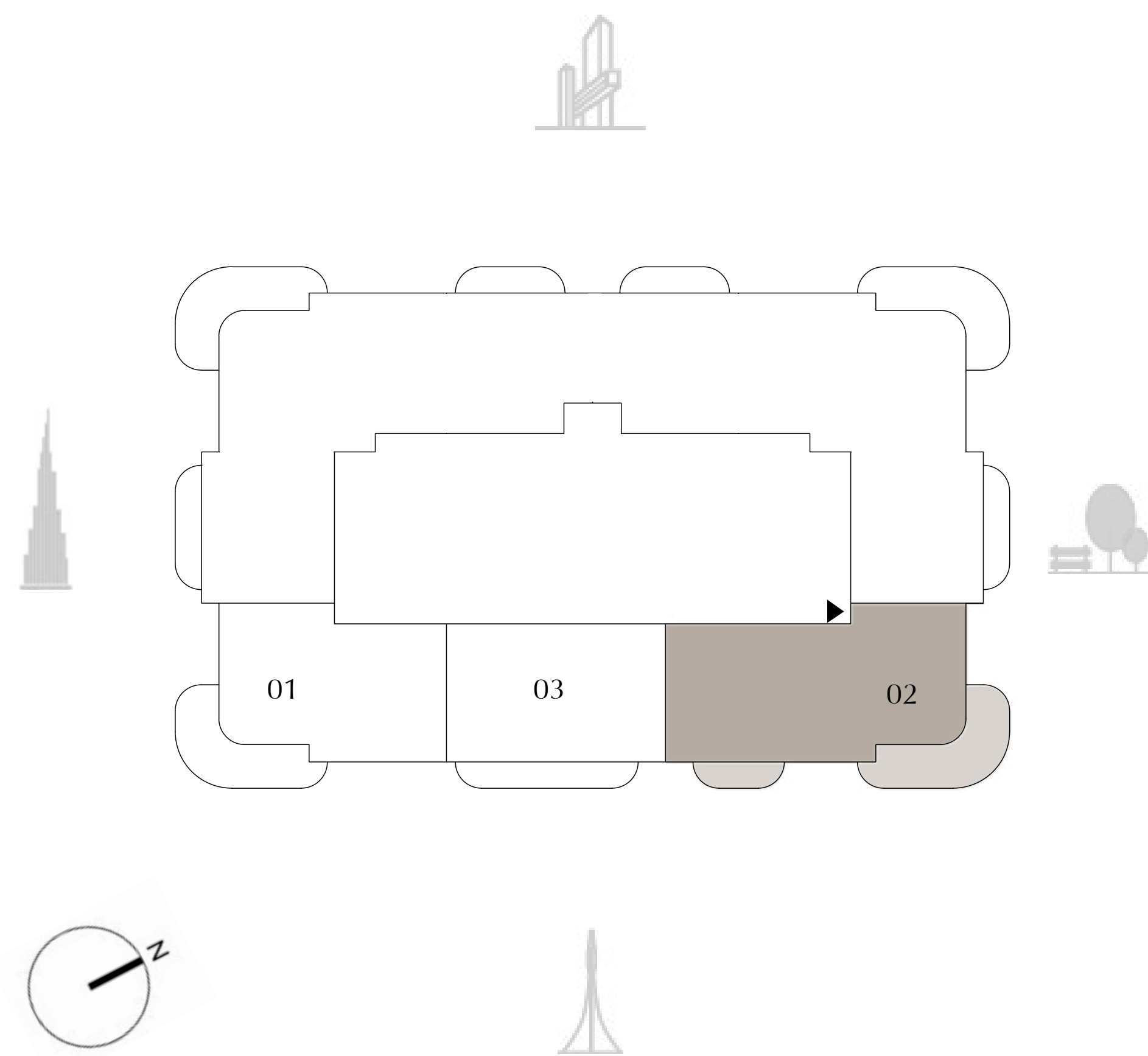
**TOWER 3
3 BEDROOM**

LEVEL - 30 UNIT 02

SUITE AREA	1455.06 SQ.FT.	135.18 SQ.M.
BALCONY AREA	366.08 SQ.FT.	34.01 SQ.M.
TOTAL AREA	1821.14 SQ.FT.	169.19 SQ.M.

KEY PLAN

KEY SECTION



FLOOR PLAN 1. All dimensions are in imperial and metric, and measured from finish to finish excluding construction tolerances. 2. All materials, dimensions, and drawings are approximate only. 3. Information is subject to change without notice, at developer's absolute discretion. 4. Actual area may vary from the stated area. 5. Drawings not to scale. 6. All images used are for illustrative purposes only and do not represent the actual size, features, specifications, fittings, and furnishings. 7. The developer reserves the right to make revisions / alterations, at it's absolute discretion, without any liability whatsoever.



ADDRESS
RESIDENCES
ZABEEL

DIFC Views

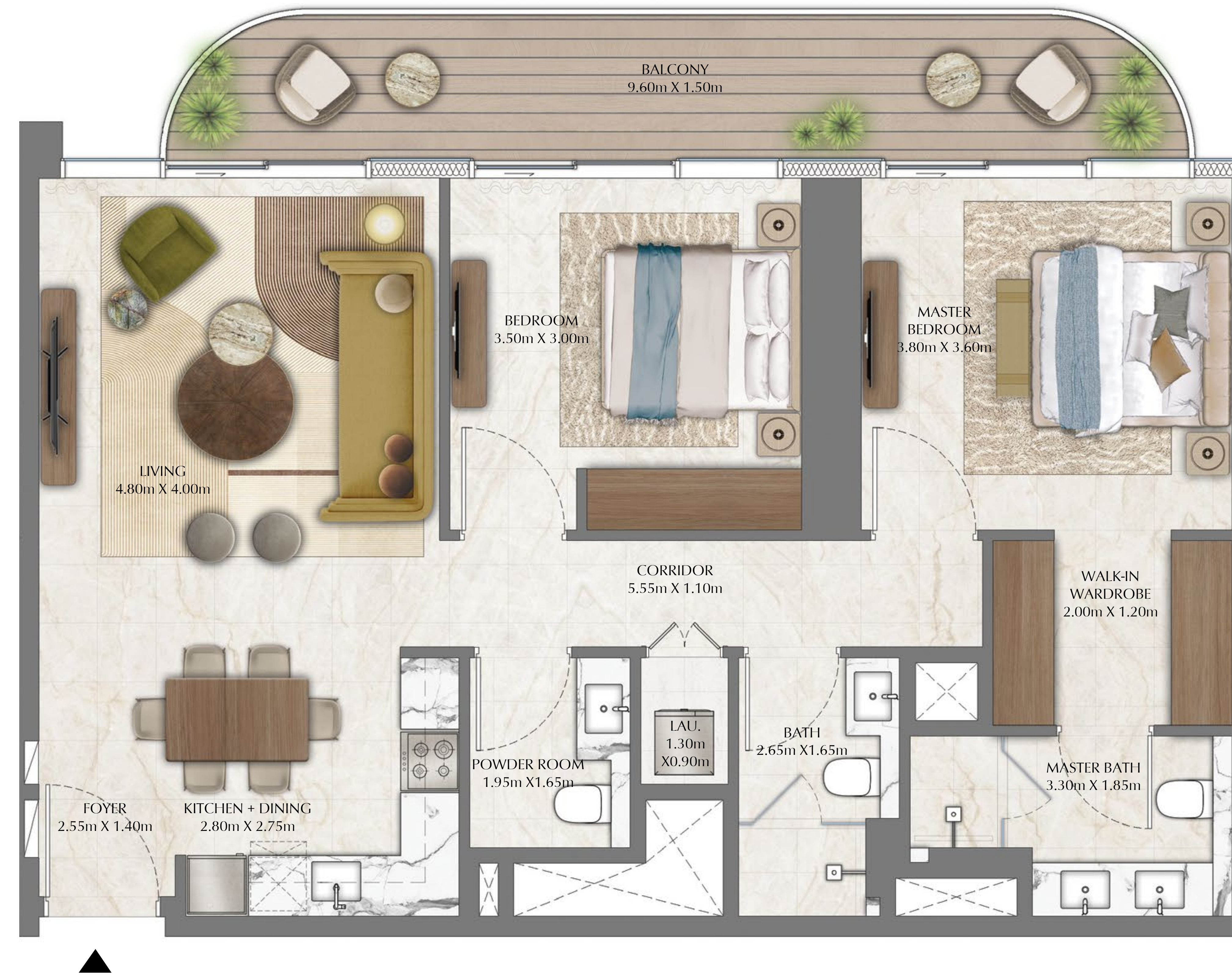
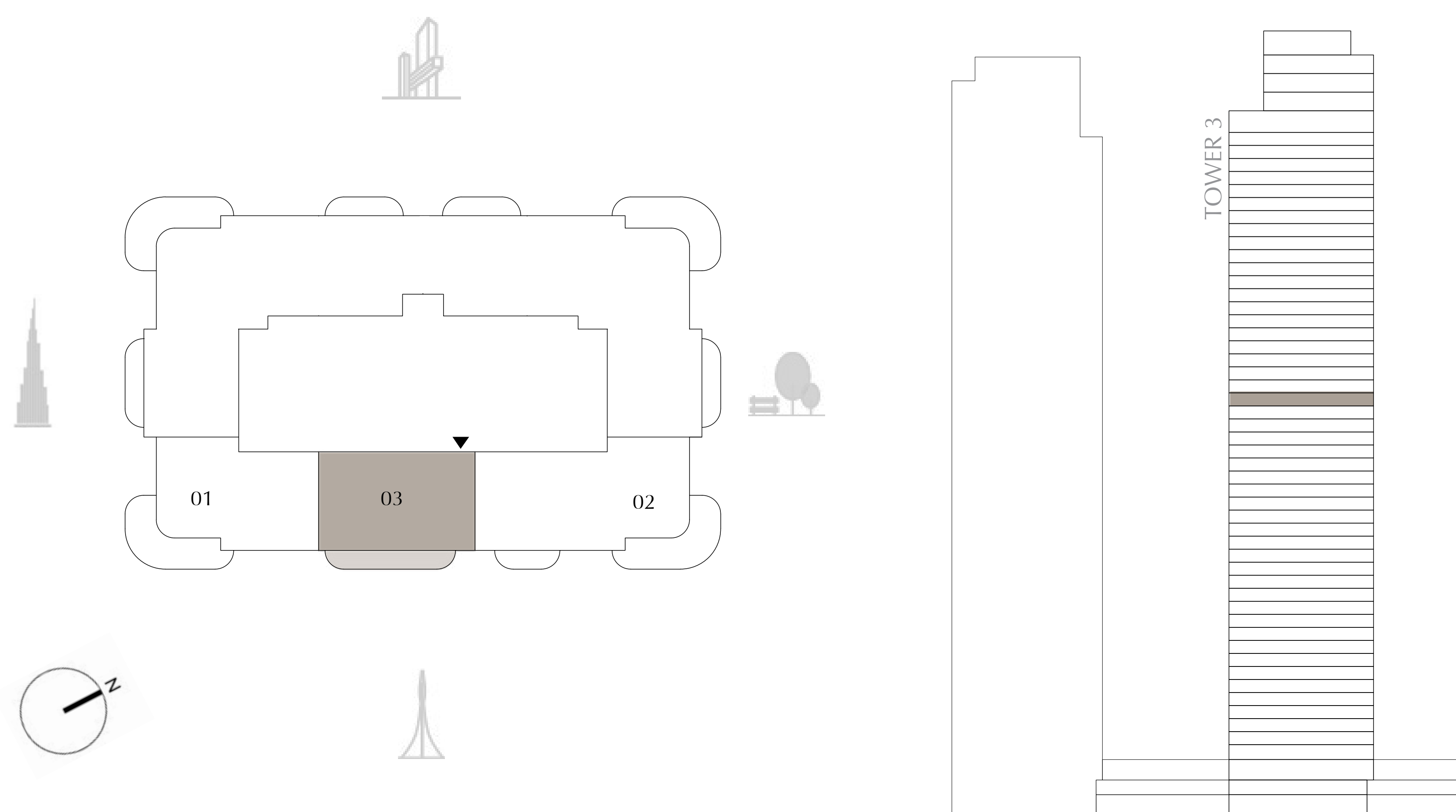
TOWER 3
2 BEDROOM

LEVEL - 30 UNIT 03

SUITE AREA	1,004.49 SQ.FT.	93.32 SQ.M.
BALCONY AREA	164.26 SQ.FT.	15.26 SQ.M.
TOTAL AREA	1,168.74 SQ.FT.	108.58 SQ.M.

KEY PLAN

KEY SECTION



FLOOR PLAN 1. All dimensions are in imperial and metric, and measured from finish to finish excluding construction tolerances. 2. All materials, dimensions, and drawings are approximate only. 3. Information is subject to change without notice, at developer's absolute discretion. 4. Actual area may vary from the stated area. 5. Drawings not to scale. 6. All images used are for illustrative purposes only and do not represent the actual size, features, specifications, fittings, and furnishings. 7. The developer reserves the right to make revisions / alterations, at it's absolute discretion, without any liability whatsoever.

**ADDRESS
RESIDENCES
ZABEEL**

DIFC Views

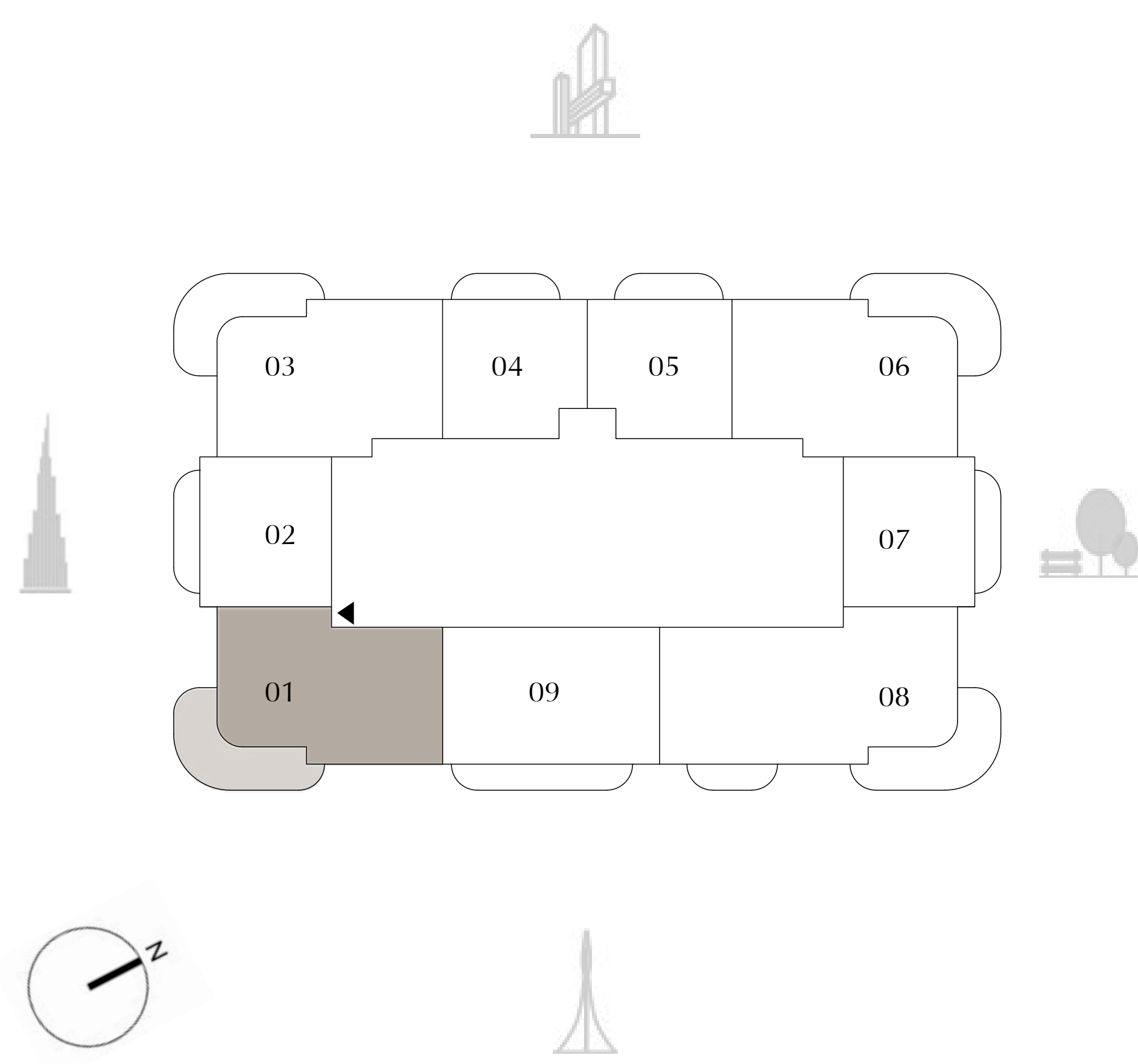
**TOWER 3
2 BEDROOM**

LEVELS 54 - 55 UNIT 01

SUITE AREA	1,097.06 SQ.FT.	101.92 SQ.M.
BALCONY AREA	289.33 SQ.FT.	26.88 SQ.M.
TOTAL AREA	1,386.39 SQ.FT.	128.80 SQ.M.

KEY PLAN

KEY SECTION



FLOOR PLAN 1. All dimensions are in imperial and metric, and measured from finish to finish excluding construction tolerances. 2. All materials, dimensions, and drawings are approximate only. 3. Information is subject to change without notice, at developer's absolute discretion. 4. Actual area may vary from the stated area. 5. Drawings not to scale. 6. All images used are for illustrative purposes only and do not represent the actual size, features, specifications, fittings, and furnishings. 7. The developer reserves the right to make revisions / alterations, at it's absolute discretion, without any liability whatsoever.



ADDRESS
RESIDENCES
ZABEEL

DIFC Views


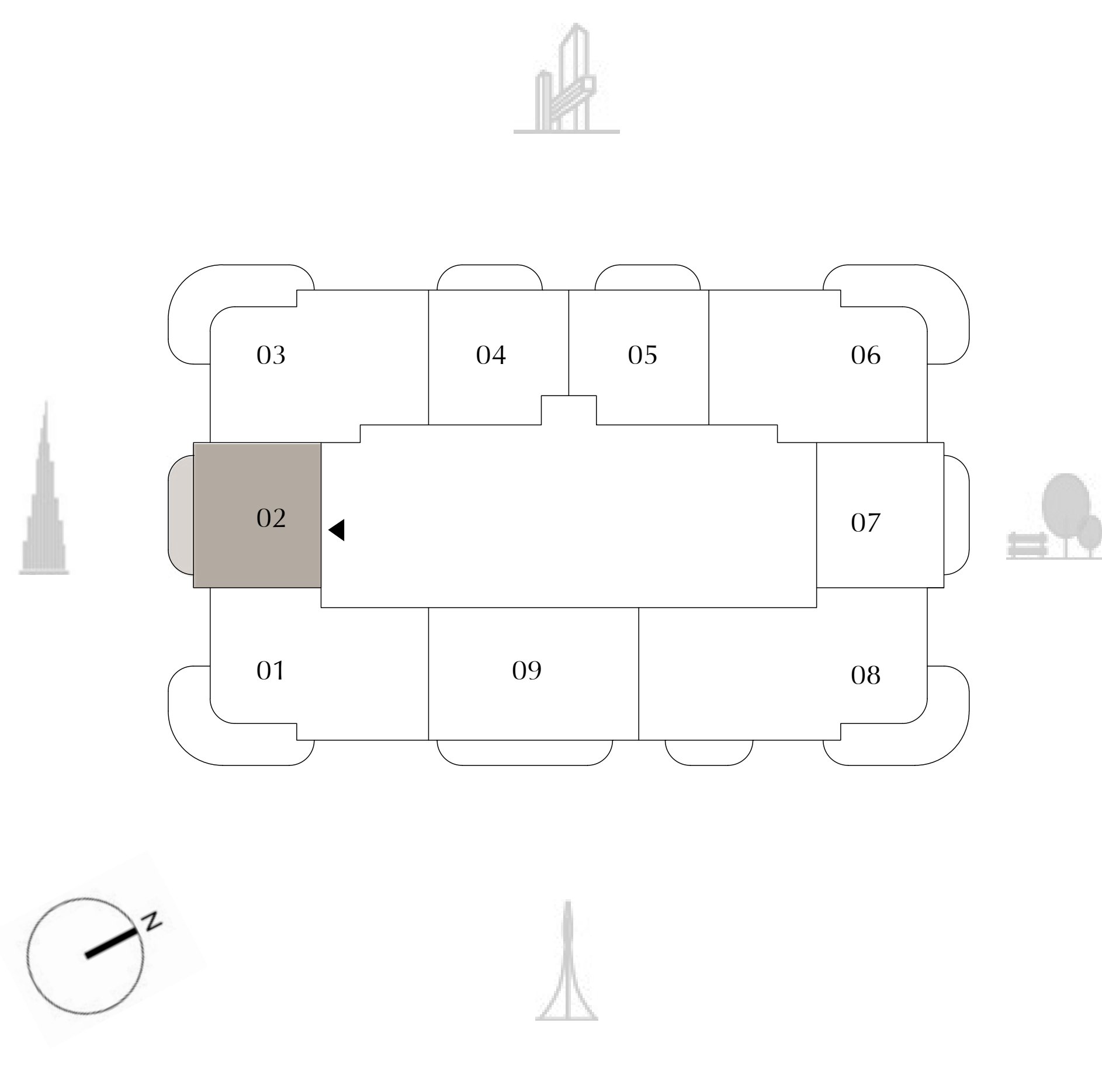
TOWER 3
1 BEDROOM

LEVELS 54 - 55 UNIT 02

SUITE AREA	675.33 SQ.FT.	62.74 SQ.M.
BALCONY AREA	107.96 SQ.FT.	10.03 SQ.M.
TOTAL AREA	783.29 SQ.FT.	72.77 SQ.M.

KEY PLAN

KEY SECTION



FLOOR PLAN 1. All dimensions are in imperial and metric, and measured from finish to finish excluding construction tolerances. 2. All materials, dimensions, and drawings are approximate only. 3. Information is subject to change without notice, at developer's absolute discretion. 4. Actual area may vary from the stated area. 5. Drawings not to scale. 6. All images used are for illustrative purposes only and do not represent the actual size, features, specifications, fittings, and furnishings. 7. The developer reserves the right to make revisions / alterations, at it's absolute discretion, without any liability whatsoever.



ADDRESS
RESIDENCES
ZABEEL

DIFC Views


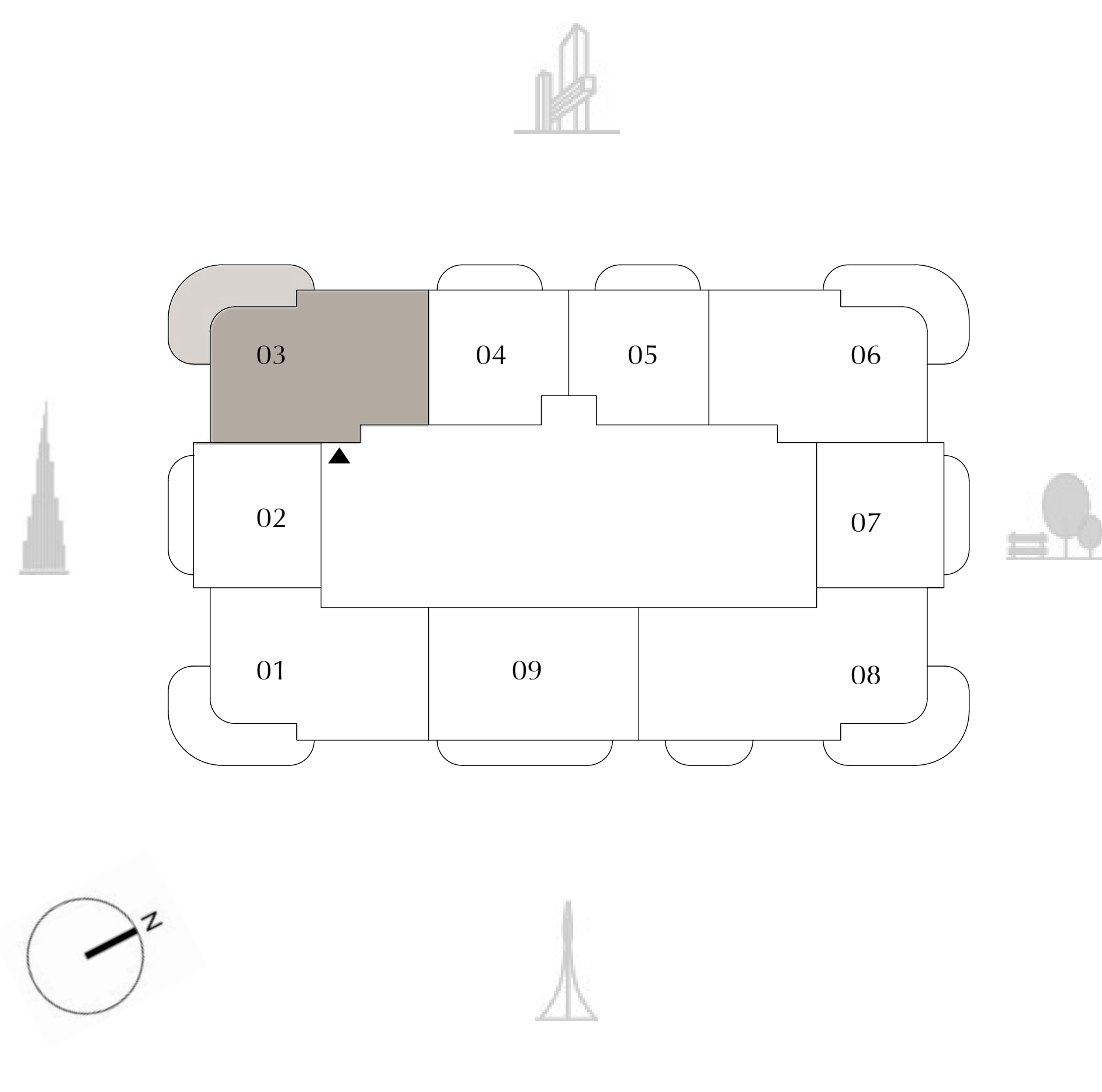
TOWER 3
2 BEDROOM

LEVELS 54 - 55 UNIT 03

SUITE AREA	1,116.22 SQ.FT.	103.70 SQ.M.
BALCONY AREA	289.33 SQ.FT.	26.88 SQ.M.
TOTAL AREA	1405.55 SQ.FT.	130.58 SQ.M.

KEY PLAN

KEY SECTION



FLOOR PLAN 1. All dimensions are in imperial and metric, and measured from finish to finish excluding construction tolerances. 2. All materials, dimensions, and drawings are approximate only. 3. Information is subject to change without notice, at developer's absolute discretion. 4. Actual area may vary from the stated area. 5. Drawings not to scale. 6. All images used are for illustrative purposes only and do not represent the actual size, features, specifications, fittings, and furnishings. 7. The developer reserves the right to make revisions / alterations, at it's absolute discretion, without any liability whatsoever.



ADDRESS
RESIDENCES
ZABEEL

DIFC Views


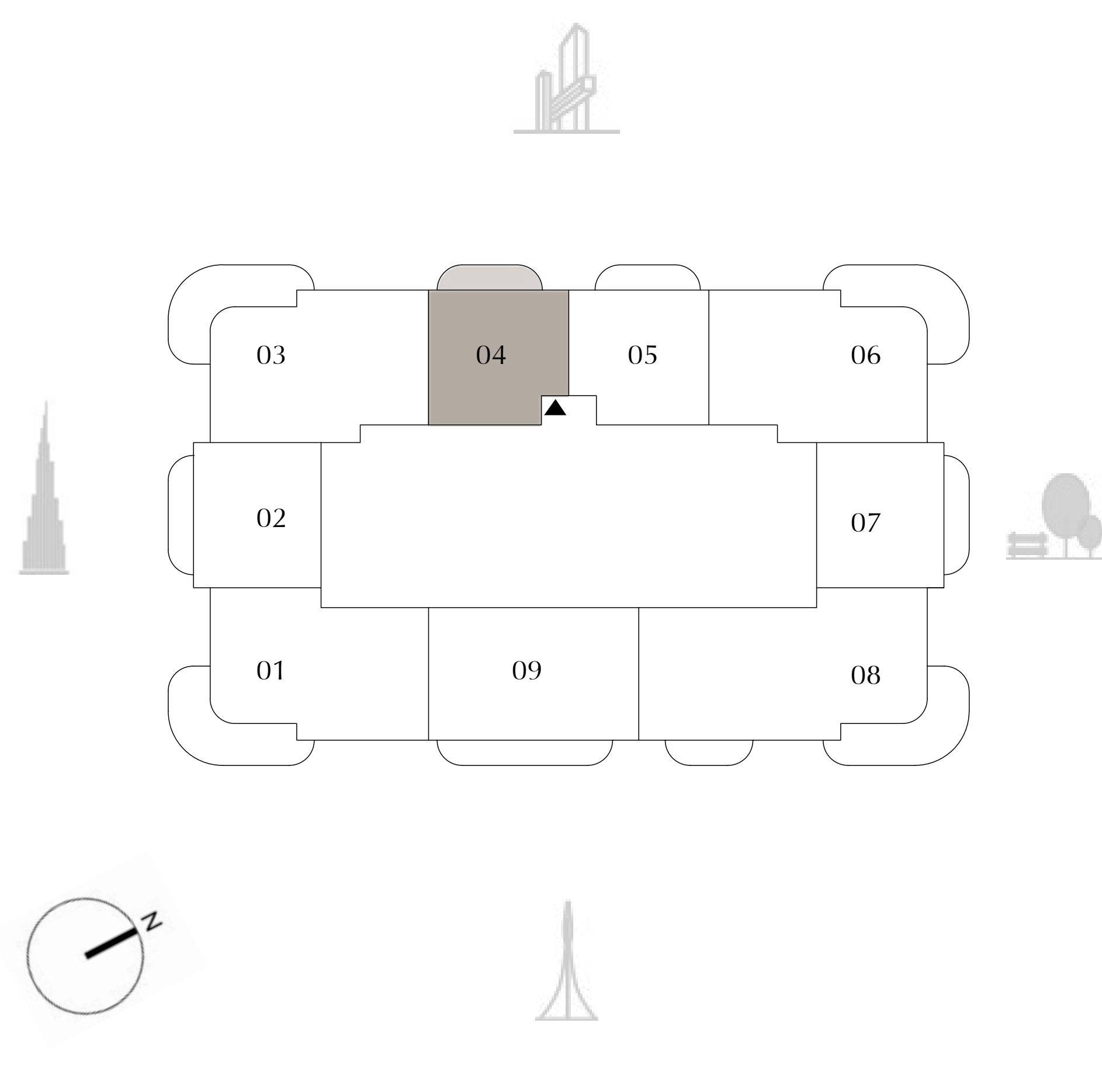
TOWER 3
1 BEDROOM

LEVELS 54 - 55 UNIT 04

SUITE AREA	643.25 SQ.FT.	59.76 SQ.M.
BALCONY AREA	93.97 SQ.FT.	8.73 SQ.M.
TOTAL AREA	737.22 SQ.FT.	68.49 SQ.M.

KEY PLAN

KEY SECTION



FLOOR PLAN 1. All dimensions are in imperial and metric, and measured from finish to finish excluding construction tolerances. 2. All materials, dimensions, and drawings are approximate only. 3. Information is subject to change without notice, at developer's absolute discretion. 4. Actual area may vary from the stated area. 5. Drawings not to scale. 6. All images used are for illustrative purposes only and do not represent the actual size, features, specifications, fittings, and furnishings. 7. The developer reserves the right to make revisions / alterations, at it's absolute discretion, without any liability whatsoever.



ADDRESS
RESIDENCES
ZABEEL

DIFC Views

TOWER 3
1 BEDROOM

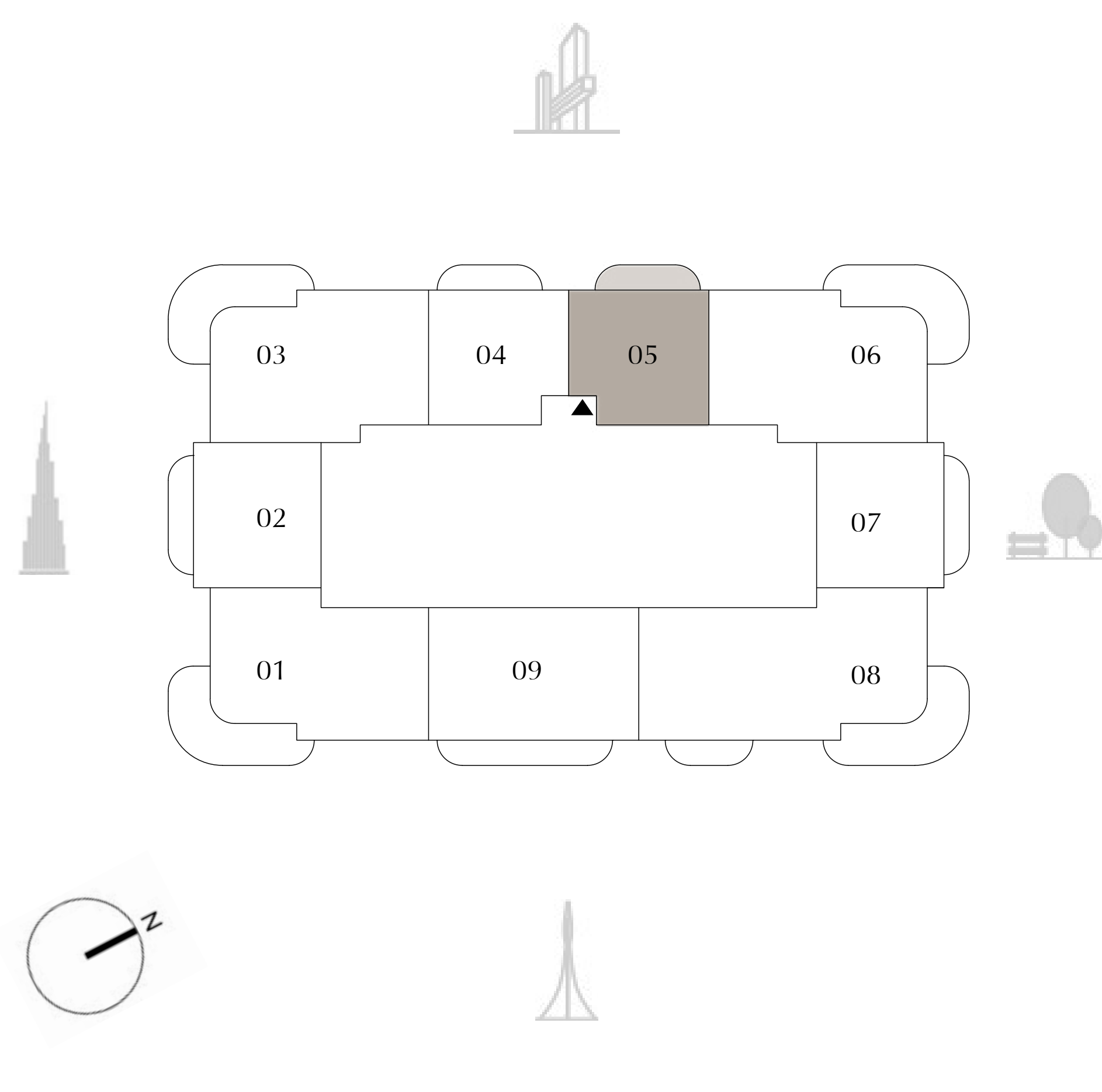
LEVELS 54 - 55 UNIT 05

SUITE AREA	643.25 SQ.FT.	59.76 SQ.M.
BALCONY AREA	93.97 SQ.FT.	8.73 SQ.M.
TOTAL AREA	737.22 SQ.FT.	68.49 SQ.M.



KEY PLAN

KEY SECTION



FLOOR PLAN 1. All dimensions are in imperial and metric, and measured from finish to finish excluding construction tolerances. 2. All materials, dimensions, and drawings are approximate only. 3. Information is subject to change without notice, at developer's absolute discretion. 4. Actual area may vary from the stated area. 5. Drawings not to scale. 6. All images used are for illustrative purposes only and do not represent the actual size, features, specifications, fittings, and furnishings. 7. The developer reserves the right to make revisions / alterations, at it's absolute discretion, without any liability whatsoever.



ADDRESS
RESIDENCES
ZABEEL

DIFC Views


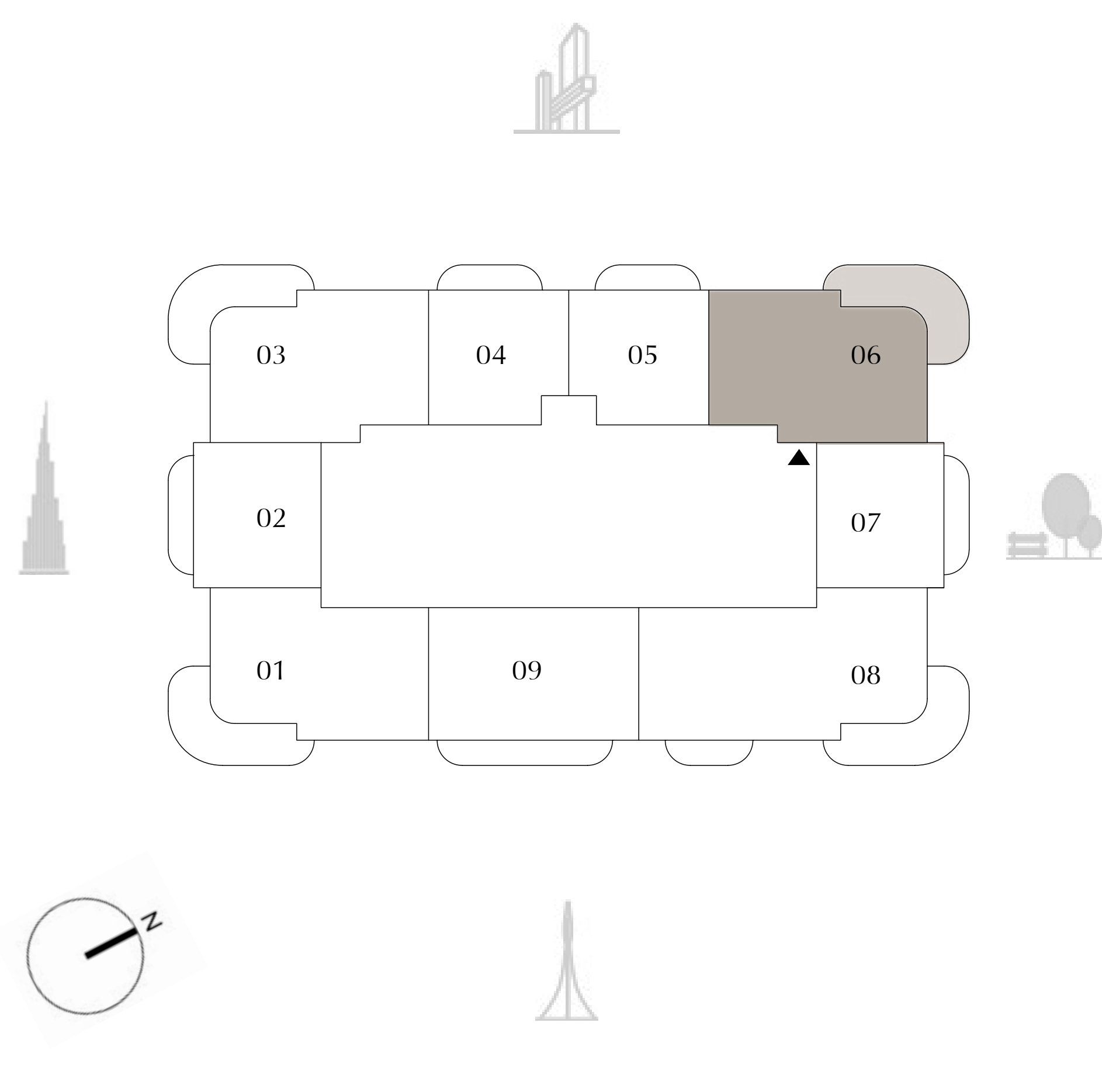
TOWER 3
2 BEDROOM

LEVELS 54 - 55 UNIT 06

SUITE AREA	1,117.08 SQ.FT.	103.78 SQ.M.
BALCONY AREA	289.23 SQ.FT.	26.87 SQ.M.
TOTAL AREA	1,406.30 SQ.FT.	130.65 SQ.M.

KEY PLAN

KEY SECTION



FLOOR PLAN 1. All dimensions are in imperial and metric, and measured from finish to finish excluding construction tolerances. 2. All materials, dimensions, and drawings are approximate only. 3. Information is subject to change without notice, at developer's absolute discretion. 4. Actual area may vary from the stated area. 5. Drawings not to scale. 6. All images used are for illustrative purposes only and do not represent the actual size, features, specifications, fittings, and furnishings. 7. The developer reserves the right to make revisions / alterations, at it's absolute discretion, without any liability whatsoever.



ADDRESS
RESIDENCES
ZABEEL

DIFC Views


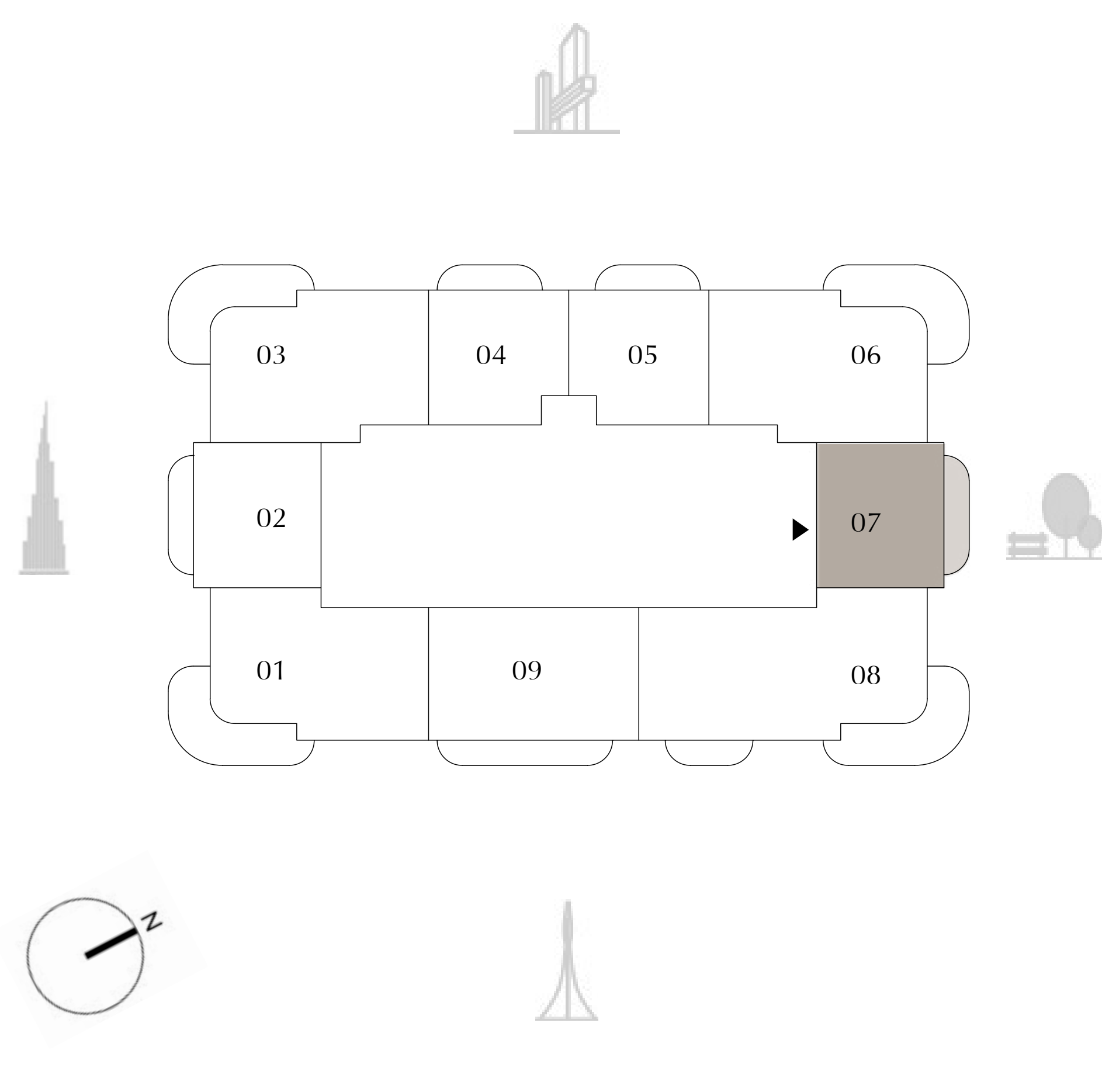
TOWER 3
1 BEDROOM

LEVELS 54 - 55 UNIT 07

SUITE AREA	668.65 SQ.FT.	62.12 SQ.M.
BALCONY AREA	107.96 SQ.FT.	10.03 SQ.M.
TOTAL AREA	776.62 SQ.FT.	72.15 SQ.M.

KEY PLAN

KEY SECTION



FLOOR PLAN 1. All dimensions are in imperial and metric, and measured from finish to finish excluding construction tolerances. 2. All materials, dimensions, and drawings are approximate only. 3. Information is subject to change without notice, at developer's absolute discretion. 4. Actual area may vary from the stated area. 5. Drawings not to scale. 6. All images used are for illustrative purposes only and do not represent the actual size, features, specifications, fittings, and furnishings. 7. The developer reserves the right to make revisions / alterations, at it's absolute discretion, without any liability whatsoever.

**ADDRESS
RESIDENCES
ZABEEL**

DIFC Views


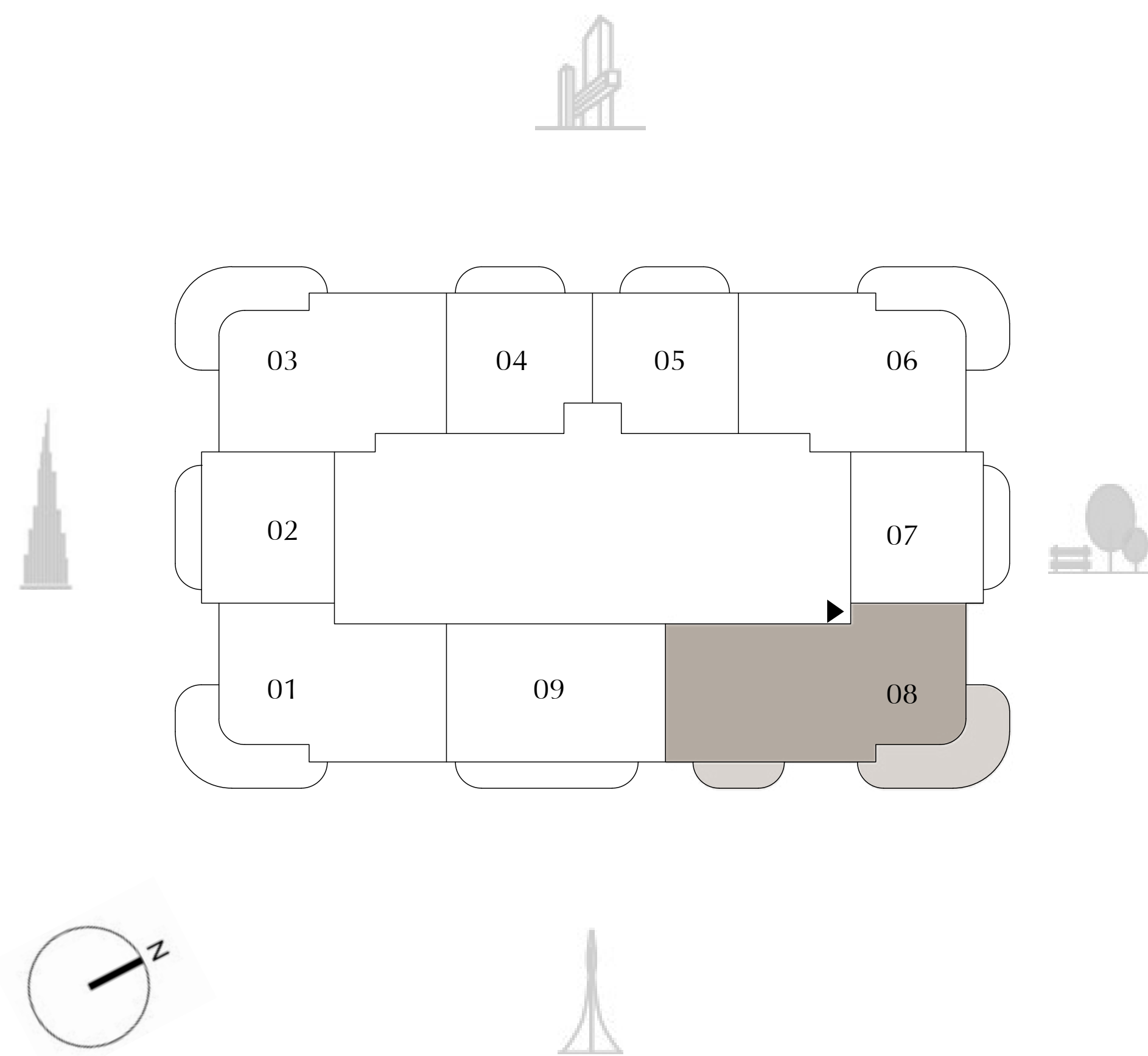
**TOWER 3
3 BEDROOM**

LEVELS 54 - 55 UNIT 08

SUITE AREA	1,452.37 SQ.FT.	134.93 SQ.M.
BALCONY AREA	366.08 SQ.FT.	34.01 SQ.M.
TOTAL AREA	1,818.45 SQ.FT.	168.94 SQ.M.

KEY PLAN

KEY SECTION



FLOOR PLAN 1. All dimensions are in imperial and metric, and measured from finish to finish excluding construction tolerances. 2. All materials, dimensions, and drawings are approximate only. 3. Information is subject to change without notice, at developer's absolute discretion. 4. Actual area may vary from the stated area. 5. Drawings not to scale. 6. All images used are for illustrative purposes only and do not represent the actual size, features, specifications, fittings, and furnishings. 7. The developer reserves the right to make revisions / alterations, at it's absolute discretion, without any liability whatsoever.



ADDRESS
RESIDENCES
ZABEEL

DIFC Views

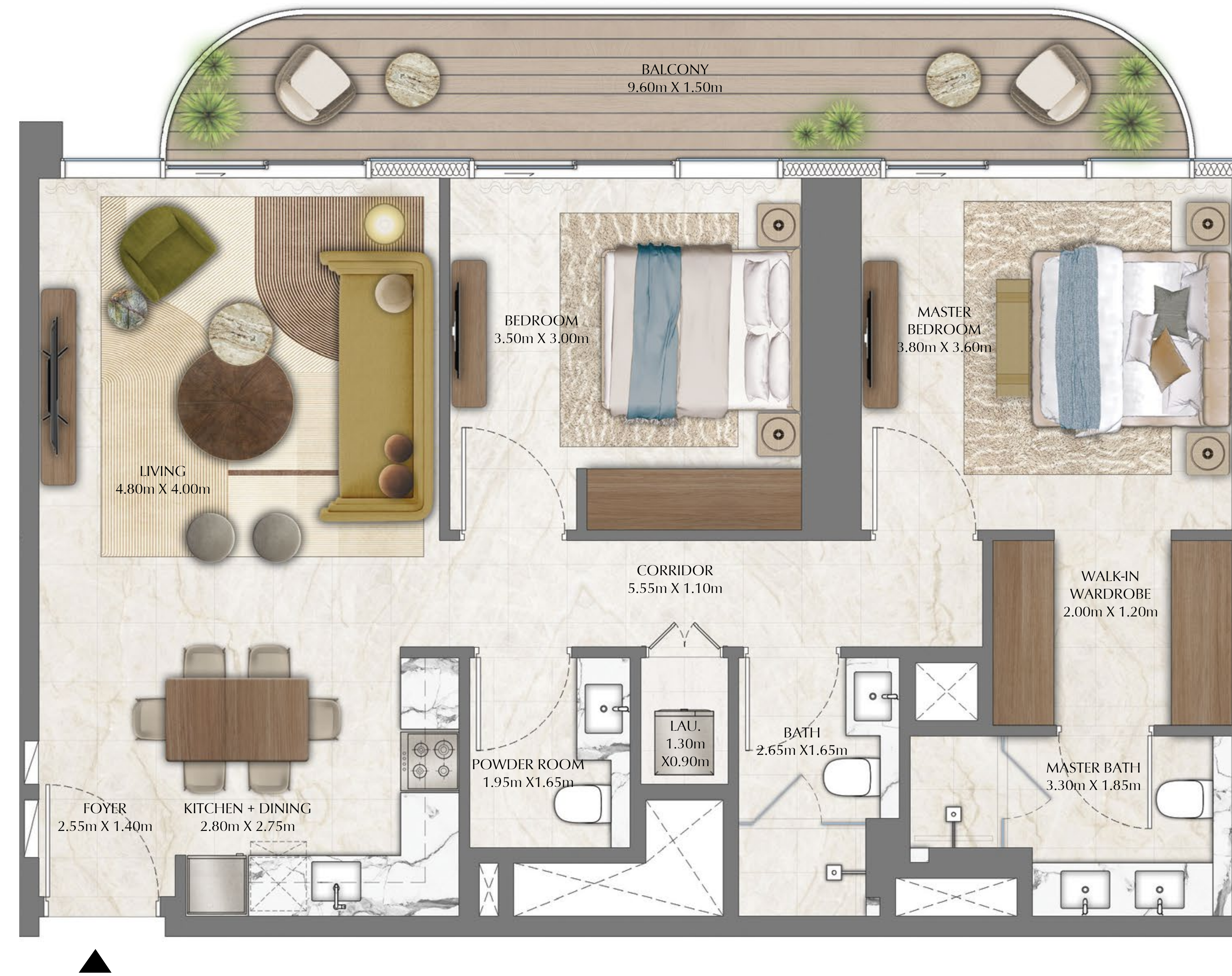

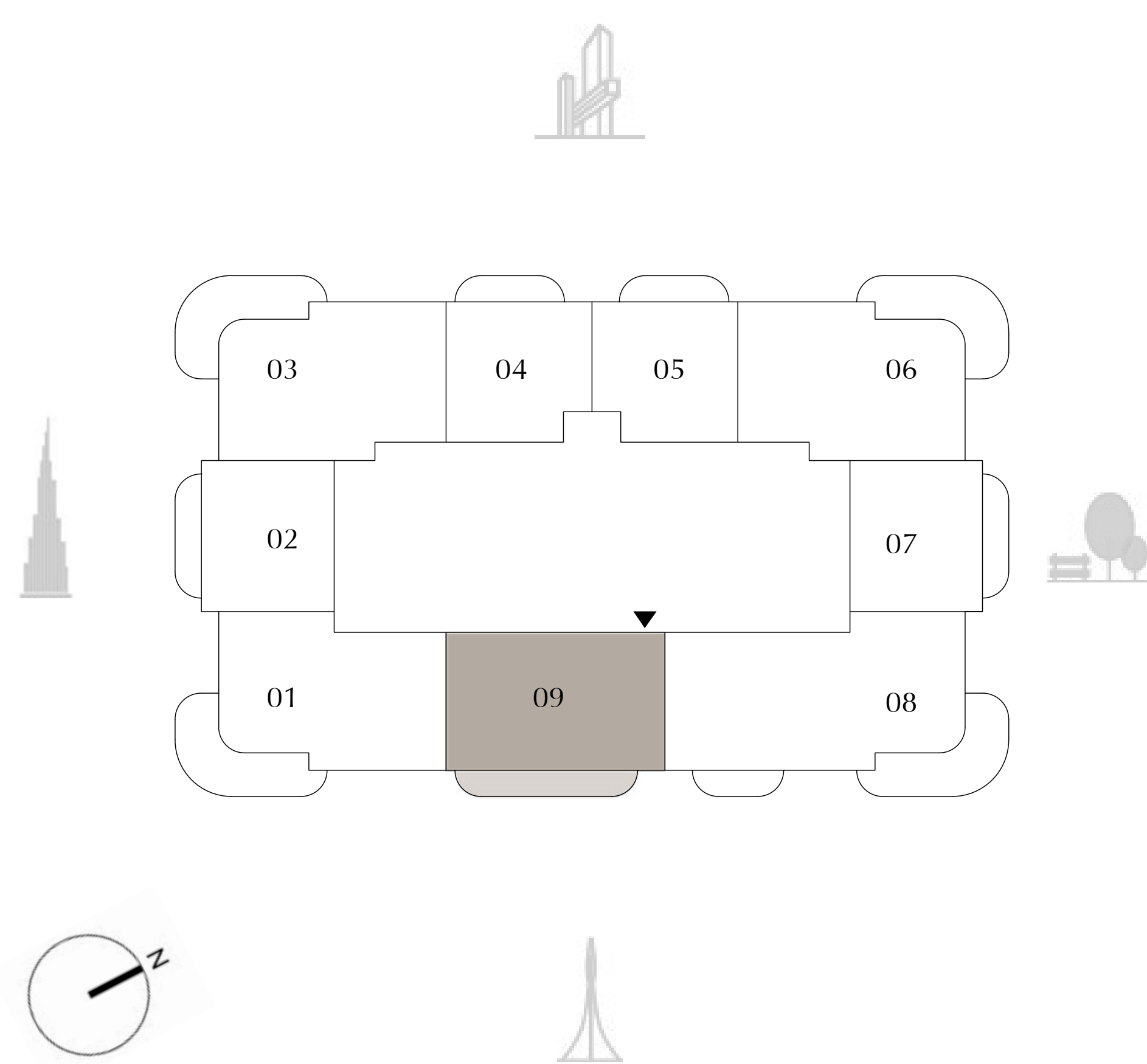
TOWER 3
2 BEDROOM

LEVELS 54 - 55 UNIT 09

SUITE AREA	1,006.53 SQ.FT.	93.51 SQ.M.
BALCONY AREA	164.26 SQ.FT.	15.26 SQ.M.
TOTAL AREA	1,170.79 SQ.FT.	108.77 SQ.M.

KEY PLAN

KEY SECTION



FLOOR PLAN 1. All dimensions are in imperial and metric, and measured from finish to finish excluding construction tolerances. 2. All materials, dimensions, and drawings are approximate only. 3. Information is subject to change without notice, at developer's absolute discretion. 4. Actual area may vary from the stated area. 5. Drawings not to scale. 6. All images used are for illustrative purposes only and do not represent the actual size, features, specifications, fittings, and furnishings. 7. The developer reserves the right to make revisions / alterations, at it's absolute discretion, without any liability whatsoever.



ADDRESS
RESIDENCES
ZABEEL

DIFC Views


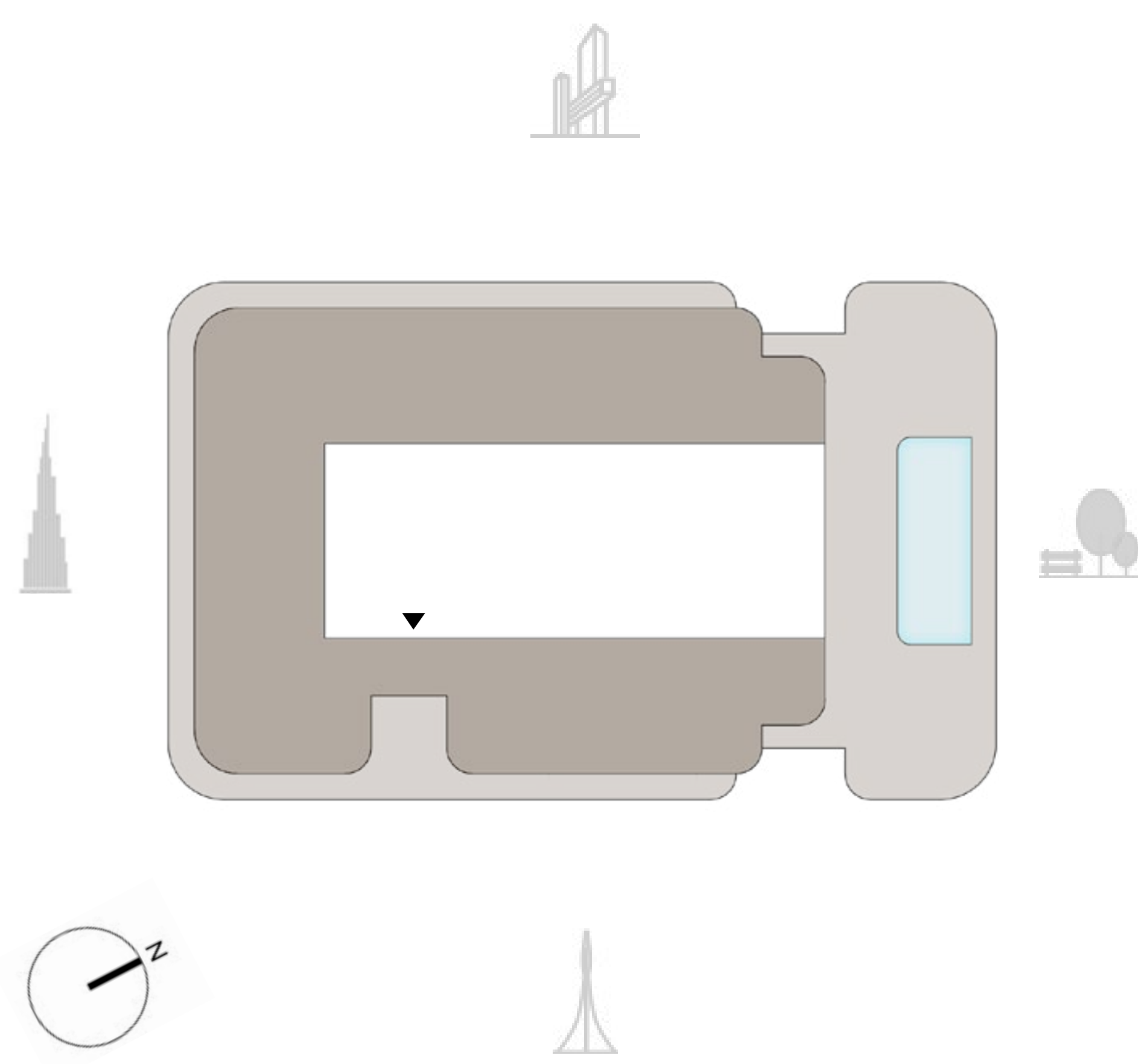
TOWER 3
6 BEDROOM | PENTHOUSE

LEVEL 56 UNIT 01

SUITE AREA	6,384.50 SQ.FT.	593.14 SQ.M.
BALCONY AREA	5,203.27 SQ.FT.	483.40 SQ.M.
TOTAL AREA	11,587.77 SQ.FT.	1,076.54 SQ.M.

KEY PLAN

KEY SECTION



FLOOR PLAN 1. All dimensions are in imperial and metric, and measured from finish to finish excluding construction tolerances. 2. All materials, dimensions, and drawings are approximate only. 3. Information is subject to change without notice, at developer's absolute discretion. 4. Actual area may vary from the stated area. 5. Drawings not to scale. 6. All images used are for illustrative purposes only and do not represent the actual size, features, specifications, fittings, and furnishings. 7. The developer reserves the right to make revisions / alterations, at it's absolute discretion, without any liability whatsoever.