




SOBHA CITY  
ABU DHABI



THE ORCHARD  
AT SOBHA CITY

GROUND FLOOR



**THE ORCHARD**  
AT SOBHA CITY


4 Bedroom - Type A

Saleable Area: 4,309.44 - 4,515.57 sq. Ft.\*  
Plot Area: 4,506.10 - 5,849.43 sq. Ft.\*

\*APPLICABLE FOR ALL THE VARIANTS IN THIS TYPOLOGY

DISCLAIMER: 1. ALL DIMENSIONS ARE IN METRIC, MEASURED TO WALL. 2. ALL DIMENSIONS & DRAWINGS ARE APPROXIMATE. 3. ACTUAL AREA MAY VARY FROM THE STATED AREA. 4. DRAWING ARE NOT TO SCALE. 5. LAYOUT REPRESENTATION AND IMAGES ARE FOR ILLUSTRATIVE PURPOSES ONLY AND MAY NOT REPRESENT THE ACTUAL SIZE, FEATURES, SPECIFICATIONS FOR KITCHEN FIXTURES, APPLIANCES, FITTINGS, FURNITURE OR FURNISHINGS AND FACADE. ACTUAL PRODUCTS AND DETAILS MAY VARY. 6. THE DEVELOPER RESERVES THE RIGHT TO MAKE REVISIONS/ ALTERATIONS, AT ITS ABSOLUTE DISCRETION, WITHOUT PRIOR INTIMATION OR ANY LIABILITY WHATSOEVER.

FIRST FLOOR



**THE ORCHARD**  
AT SOBHA CITY


4 Bedroom - Type A

Saleable Area: 4,309.44 - 4,515.57 sq. Ft.\*  
Plot Area: 4,506.10 - 5,849.43 sq. Ft.\*

\*APPLICABLE FOR ALL THE VARIANTS IN THIS TYPOLOGY

DISCLAIMER: 1. ALL DIMENSIONS ARE IN METRIC, MEASURED TO WALL. 2. ALL DIMENSIONS & DRAWINGS ARE APPROXIMATE. 3. ACTUAL AREA MAY VARY FROM THE STATED AREA. 4. DRAWING ARE NOT TO SCALE. 5. LAYOUT REPRESENTATION AND IMAGES ARE FOR ILLUSTRATIVE PURPOSES ONLY AND MAY NOT REPRESENT THE ACTUAL SIZE, FEATURES, SPECIFICATIONS FOR KITCHEN FIXTURES, APPLIANCES, FITTINGS, FURNITURE OR FURNISHINGS AND FACADE. ACTUAL PRODUCTS AND DETAILS MAY VARY. 6. THE DEVELOPER RESERVES THE RIGHT TO MAKE REVISIONS/ ALTERATIONS, AT ITS ABSOLUTE DISCRETION, WITHOUT PRIOR INTIMATION OR ANY LIABILITY WHATSOEVER.

SECOND FLOOR



**THE ORCHARD**  
AT SOBHA CITY


4 Bedroom - Type A

Saleable Area: 4,309.44 - 4,515.57 sq. Ft.\*  
Plot Area: 4,506.10 - 5,849.43 sq. Ft.\*

\*APPLICABLE FOR ALL THE VARIANTS IN THIS TYPOLOGY

DISCLAIMER: 1. ALL DIMENSIONS ARE IN METRIC, MEASURED TO WALL. 2. ALL DIMENSIONS & DRAWINGS ARE APPROXIMATE. 3. ACTUAL AREA MAY VARY FROM THE STATED AREA. 4. DRAWING ARE NOT TO SCALE. 5. LAYOUT REPRESENTATION AND IMAGES ARE FOR ILLUSTRATIVE PURPOSES ONLY AND MAY NOT REPRESENT THE ACTUAL SIZE, FEATURES, SPECIFICATIONS FOR KITCHEN FIXTURES, APPLIANCES, FITTINGS, FURNITURE OR FURNISHINGS AND FACADE. ACTUAL PRODUCTS AND DETAILS MAY VARY. 6. THE DEVELOPER RESERVES THE RIGHT TO MAKE REVISIONS/ ALTERATIONS, AT ITS ABSOLUTE DISCRETION, WITHOUT PRIOR INTIMATION OR ANY LIABILITY WHATSOEVER.

GROUND FLOOR



**THE ORCHARD**  
AT SOBHA CITY

5 Bedroom - Type A


Saleable Area: 5,317.8 - 5,418.34 sq. Ft.\*

Plot Area: 5,489.49 - 6,555.76 sq. Ft.\*

\*APPLICABLE FOR ALL THE VARIANTS IN THIS TYPOLOGY

DISCLAIMER: 1. ALL DIMENSIONS ARE IN METRIC, MEASURED TO WALL. 2. ALL DIMENSIONS & DRAWINGS ARE APPROXIMATE. 3. ACTUAL AREA MAY VARY FROM THE STATED AREA. 4. DRAWING ARE NOT TO SCALE. 5. LAYOUT REPRESENTATION AND IMAGES ARE FOR ILLUSTRATIVE PURPOSES ONLY AND MAY NOT REPRESENT THE ACTUAL SIZE, FEATURES, SPECIFICATIONS FOR KITCHEN FIXTURES, APPLIANCES, FITTINGS, FURNITURE OR FURNISHINGS AND FACADE. ACTUAL PRODUCTS AND DETAILS MAY VARY. 6. THE DEVELOPER RESERVES THE RIGHT TO MAKE REVISIONS/ ALTERATIONS, AT ITS ABSOLUTE DISCRETION, WITHOUT PRIOR INTIMATION OR ANY LIABILITY WHATSOEVER.

FIRST FLOOR



**THE ORCHARD**  
AT SOBHA CITY

5 Bedroom - Type A


Saleable Area: 5,317.8 - 5,418.34 sq. Ft.\*

Plot Area: 5,489.49 - 6,555.76 sq. Ft.\*

\*APPLICABLE FOR ALL THE VARIANTS IN THIS TYPOLOGY

DISCLAIMER: 1. ALL DIMENSIONS ARE IN METRIC, MEASURED TO WALL. 2. ALL DIMENSIONS & DRAWINGS ARE APPROXIMATE. 3. ACTUAL AREA MAY VARY FROM THE STATED AREA. 4. DRAWING ARE NOT TO SCALE. 5. LAYOUT REPRESENTATION AND IMAGES ARE FOR ILLUSTRATIVE PURPOSES ONLY AND MAY NOT REPRESENT THE ACTUAL SIZE, FEATURES, SPECIFICATIONS FOR KITCHEN FIXTURES, APPLIANCES, FITTINGS, FURNITURE OR FURNISHINGS AND FACADE. ACTUAL PRODUCTS AND DETAILS MAY VARY. 6. THE DEVELOPER RESERVES THE RIGHT TO MAKE REVISIONS/ ALTERATIONS, AT ITS ABSOLUTE DISCRETION, WITHOUT PRIOR INTIMATION OR ANY LIABILITY WHATSOEVER.

SECOND FLOOR




**THE ORCHARD**  
AT SOBHA CITY

5 Bedroom - Type A

Saleable Area: 5,317.8 - 5,418.34 sq. Ft.\*  
Plot Area: 5,489.49 - 6,555.76 sq. Ft.\*

\*APPLICABLE FOR ALL THE VARIANTS IN THIS TYPOLOGY

DISCLAIMER: 1. ALL DIMENSIONS ARE IN METRIC, MEASURED TO WALL. 2. ALL DIMENSIONS & DRAWINGS ARE APPROXIMATE. 3. ACTUAL AREA MAY VARY FROM THE STATED AREA. 4. DRAWING ARE NOT TO SCALE. 5. LAYOUT REPRESENTATION AND IMAGES ARE FOR ILLUSTRATIVE PURPOSES ONLY AND MAY NOT REPRESENT THE ACTUAL SIZE, FEATURES, SPECIFICATIONS FOR KITCHEN FIXTURES, APPLIANCES, FITTINGS, FURNITURE OR FURNISHINGS AND FACADE. ACTUAL PRODUCTS AND DETAILS MAY VARY. 6. THE DEVELOPER RESERVES THE RIGHT TO MAKE REVISIONS/ ALTERATIONS, AT ITS ABSOLUTE DISCRETION, WITHOUT PRIOR INTIMATION OR ANY LIABILITY WHATSOEVER.



**THE ORCHARD**  
AT SOBHA CITY


6 Bedroom - Type B

Saleable Area: 6,383.11 sq. Ft.\*

Plot Area: 6,490.75 sq. Ft.\*

\*APPLICABLE FOR ALL THE VARIANTS IN THIS TYPOLOGY

DISCLAIMER: 1. ALL DIMENSIONS ARE IN METRIC, MEASURED TO WALL. 2. ALL DIMENSIONS & DRAWINGS ARE APPROXIMATE. 3. ACTUAL AREA MAY VARY FROM THE STATED AREA. 4. DRAWING ARE NOT TO SCALE. 5. LAYOUT REPRESENTATION AND IMAGES ARE FOR ILLUSTRATIVE PURPOSES ONLY AND MAY NOT REPRESENT THE ACTUAL SIZE, FEATURES, SPECIFICATIONS FOR KITCHEN FIXTURES, APPLIANCES, FITTINGS, FURNITURE OR FURNISHINGS AND FACADE. ACTUAL PRODUCTS AND DETAILS MAY VARY. 6. THE DEVELOPER RESERVES THE RIGHT TO MAKE REVISIONS/ ALTERATIONS, AT ITS ABSOLUTE DISCRETION, WITHOUT PRIOR INTIMATION OR ANY LIABILITY WHATSOEVER.



**THE ORCHARD**  
AT SOBHA CITY


6 Bedroom - Type B

Saleable Area: 6,383.11 sq. Ft.\*

Plot Area: 6,490.75 sq. Ft.\*

\*APPLICABLE FOR ALL THE VARIANTS IN THIS TYPOLOGY

DISCLAIMER: 1. ALL DIMENSIONS ARE IN METRIC, MEASURED TO WALL. 2. ALL DIMENSIONS & DRAWINGS ARE APPROXIMATE. 3. ACTUAL AREA MAY VARY FROM THE STATED AREA. 4. DRAWING ARE NOT TO SCALE. 5. LAYOUT REPRESENTATION AND IMAGES ARE FOR ILLUSTRATIVE PURPOSES ONLY AND MAY NOT REPRESENT THE ACTUAL SIZE, FEATURES, SPECIFICATIONS FOR KITCHEN FIXTURES, APPLIANCES, FITTINGS, FURNITURE OR FURNISHINGS AND FACADE. ACTUAL PRODUCTS AND DETAILS MAY VARY. 6. THE DEVELOPER RESERVES THE RIGHT TO MAKE REVISIONS/ ALTERATIONS, AT ITS ABSOLUTE DISCRETION, WITHOUT PRIOR INTIMATION OR ANY LIABILITY WHATSOEVER.



**THE ORCHARD**  
AT SOBHA CITY


6 Bedroom - Type B

Saleable Area: 6,383.11 sq. Ft.\*

Plot Area: 6,490.75 sq. Ft.\*


\*APPLICABLE FOR ALL THE VARIANTS IN THIS TYPOLOGY

DISCLAIMER: 1. ALL DIMENSIONS ARE IN METRIC, MEASURED TO WALL. 2. ALL DIMENSIONS & DRAWINGS ARE APPROXIMATE. 3. ACTUAL AREA MAY VARY FROM THE STATED AREA. 4. DRAWING ARE NOT TO SCALE. 5. LAYOUT REPRESENTATION AND IMAGES ARE FOR ILLUSTRATIVE PURPOSES ONLY AND MAY NOT REPRESENT THE ACTUAL SIZE, FEATURES, SPECIFICATIONS FOR KITCHEN FIXTURES, APPLIANCES, FITTINGS, FURNITURE OR FURNISHINGS AND FACADE. ACTUAL PRODUCTS AND DETAILS MAY VARY. 6. THE DEVELOPER RESERVES THE RIGHT TO MAKE REVISIONS/ ALTERATIONS, AT ITS ABSOLUTE DISCRETION, WITHOUT PRIOR INTIMATION OR ANY LIABILITY WHATSOEVER.



THE TERRACES  
AT SOBHA CITY

GROUND FLOOR



**THE TERRACES**  
AT SOBHA CITY


**3 Bedroom + Majlis**

Saleable Area: 2,577.85 - 3,453.49 sq. Ft.\*  
Plot Area: 1,987.98 - 3,117.67 sq. Ft.\*

\*APPLICABLE FOR ALL THE VARIANTS IN THIS TYPOLOGY

DISCLAIMER: 1. ALL DIMENSIONS ARE IN METRIC, MEASURED TO WALL. 2. ALL DIMENSIONS & DRAWINGS ARE APPROXIMATE. 3. ACTUAL AREA MAY VARY FROM THE STATED AREA. 4. DRAWING ARE NOT TO SCALE. 5. LAYOUT REPRESENTATION AND IMAGES ARE FOR ILLUSTRATIVE PURPOSES ONLY AND MAY NOT REPRESENT THE ACTUAL SIZE, FEATURES, SPECIFICATIONS FOR KITCHEN FIXTURES, APPLIANCES, FITTINGS, FURNITURE OR FURNISHINGS AND FACADE. ACTUAL PRODUCTS AND DETAILS MAY VARY. 6. THE DEVELOPER RESERVES THE RIGHT TO MAKE REVISIONS/ ALTERATIONS, AT ITS ABSOLUTE DISCRETION, WITHOUT PRIOR INTIMATION OR ANY LIABILITY WHATSOEVER.

FIRST FLOOR



**THE TERRACES**  
AT SOBHA CITY

**3 Bedroom + Majlis**


Saleable Area: 2,577.85 - 3,453.49 sq. Ft.\*  
Plot Area: 1,987.98 - 3,117.67 sq. Ft.\*



\*APPLICABLE FOR ALL THE VARIANTS IN THIS TYPOLOGY

DISCLAIMER: 1. ALL DIMENSIONS ARE IN METRIC, MEASURED TO WALL. 2. ALL DIMENSIONS & DRAWINGS ARE APPROXIMATE. 3. ACTUAL AREA MAY VARY FROM THE STATED AREA. 4. DRAWING ARE NOT TO SCALE. 5. LAYOUT REPRESENTATION AND IMAGES ARE FOR ILLUSTRATIVE PURPOSES ONLY AND MAY NOT REPRESENT THE ACTUAL SIZE, FEATURES, SPECIFICATIONS FOR KITCHEN FIXTURES, APPLIANCES, FITTINGS, FURNITURE OR FURNISHINGS AND FACADE. ACTUAL PRODUCTS AND DETAILS MAY VARY. 6. THE DEVELOPER RESERVES THE RIGHT TO MAKE REVISIONS/ ALTERATIONS, AT ITS ABSOLUTE DISCRETION, WITHOUT PRIOR INTIMATION OR ANY LIABILITY WHATSOEVER.

GROUND FLOOR



**THE TERRACES**  
AT SOBHA CITY


4 Bedroom + Majlis

Saleable Area: 4,194.48 - 4,524.29 sq. ft.\*  
Plot Area: 3,387.6 - 3,883.38 sq. ft.\*

\*APPLICABLE FOR ALL THE VARIANTS IN THIS TYPOLOGY

DISCLAIMER: 1. ALL DIMENSIONS ARE IN METRIC, MEASURED TO WALL. 2. ALL DIMENSIONS & DRAWINGS ARE APPROXIMATE. 3. ACTUAL AREA MAY VARY FROM THE STATED AREA. 4. DRAWING ARE NOT TO SCALE. 5. LAYOUT REPRESENTATION AND IMAGES ARE FOR ILLUSTRATIVE PURPOSES ONLY AND MAY NOT REPRESENT THE ACTUAL SIZE, FEATURES, SPECIFICATIONS FOR KITCHEN FIXTURES, APPLIANCES, FITTINGS, FURNITURE OR FURNISHINGS AND FACADE. ACTUAL PRODUCTS AND DETAILS MAY VARY. 6. THE DEVELOPER RESERVES THE RIGHT TO MAKE REVISIONS/ ALTERATIONS, AT ITS ABSOLUTE DISCRETION, WITHOUT PRIOR INTIMATION OR ANY LIABILITY WHATSOEVER.

FIRST FLOOR



**THE TERRACES**  
AT SOBHA CITY

4 Bedroom + Majlis


Saleable Area: 4,194.48 - 4,524.29 sq. ft\*

Plot Area: 3,387.6 - 3,883.38 sq. ft.\*

\*APPLICABLE FOR ALL THE VARIANTS IN THIS TYPOLOGY

DISCLAIMER: 1. ALL DIMENSIONS ARE IN METRIC, MEASURED TO WALL. 2. ALL DIMENSIONS & DRAWINGS ARE APPROXIMATE. 3. ACTUAL AREA MAY VARY FROM THE STATED AREA. 4. DRAWING ARE NOT TO SCALE. 5. LAYOUT REPRESENTATION AND IMAGES ARE FOR ILLUSTRATIVE PURPOSES ONLY AND MAY NOT REPRESENT THE ACTUAL SIZE, FEATURES, SPECIFICATIONS FOR KITCHEN FIXTURES, APPLIANCES, FITTINGS, FURNITURE OR FURNISHINGS AND FACADE. ACTUAL PRODUCTS AND DETAILS MAY VARY. 6. THE DEVELOPER RESERVES THE RIGHT TO MAKE REVISIONS/ ALTERATIONS, AT ITS ABSOLUTE DISCRETION, WITHOUT PRIOR INTIMATION OR ANY LIABILITY WHATSOEVER.

SECOND FLOOR



**THE TERRACES**  
AT SOBHA CITY

4 Bedroom + Majlis

Saleable Area: 4,194.48 - 4,524.29 sq. ft\*

Plot Area: 3,387.6 - 3,883.38 sq. ft.\*


\*APPLICABLE FOR ALL THE VARIANTS IN THIS TYPOLOGY

DISCLAIMER: 1. ALL DIMENSIONS ARE IN METRIC, MEASURED TO WALL. 2. ALL DIMENSIONS & DRAWINGS ARE APPROXIMATE. 3. ACTUAL AREA MAY VARY FROM THE STATED AREA. 4. DRAWING ARE NOT TO SCALE. 5. LAYOUT REPRESENTATION AND IMAGES ARE FOR ILLUSTRATIVE PURPOSES ONLY AND MAY NOT REPRESENT THE ACTUAL SIZE, FEATURES, SPECIFICATIONS FOR KITCHEN FIXTURES, APPLIANCES, FITTINGS, FURNITURE OR FURNISHINGS AND FACADE. ACTUAL PRODUCTS AND DETAILS MAY VARY. 6. THE DEVELOPER RESERVES THE RIGHT TO MAKE REVISIONS/ ALTERATIONS, AT ITS ABSOLUTE DISCRETION, WITHOUT PRIOR INTIMATION OR ANY LIABILITY WHATSOEVER.

SOBHA  
REALTY



RIVER COVE RESIDENCES  
AT SOBHA CITY



**RIVER COVE RESIDENCES**  
AT SOBHA CITY




**1 BEDROOM APARTMENTS**

Saleable Area: 566.27 sq.ft. – 608.59 sq.ft.\*

\*APPLICABLE FOR ALL THE VARIANTS IN THIS TYPOLOGY

DISCLAIMER: 1. ALL DIMENSIONS ARE IN METRIC, MEASURED TO WALL. 2. ALL DIMENSIONS & DRAWINGS ARE APPROXIMATE. 3. ACTUAL AREA MAY VARY FROM THE STATED AREA. 4. DRAWING ARE NOT TO SCALE. 5. LAYOUT REPRESENTATION AND IMAGES ARE FOR ILLUSTRATIVE PURPOSES ONLY AND MAY NOT REPRESENT THE ACTUAL SIZE, FEATURES, SPECIFICATIONS FOR KITCHEN FIXTURES, APPLIANCES, FITTINGS, FURNITURE OR FURNISHINGS AND FACADE. ACTUAL PRODUCTS AND DETAILS MAY VARY. 6. THE DEVELOPER RESERVES THE RIGHT TO MAKE REVISIONS/ ALTERATIONS, AT ITS ABSOLUTE DISCRETION, WITHOUT PRIOR INTIMATION OR ANY LIABILITY WHATSOEVER.



**RIVER COVE RESIDENCES**  
AT SOBHA CITY



**2 BEDROOM APARTMENTS**

Saleable Area: 1012.88 sq.ft. – 1212.02 sq.ft.\*

\*APPLICABLE FOR ALL THE VARIANTS IN THIS TYPOLOGY

DISCLAIMER: 1. ALL DIMENSIONS ARE IN METRIC, MEASURED TO WALL. 2. ALL DIMENSIONS & DRAWINGS ARE APPROXIMATE. 3. ACTUAL AREA MAY VARY FROM THE STATED AREA. 4. DRAWING ARE NOT TO SCALE. 5. LAYOUT REPRESENTATION AND IMAGES ARE FOR ILLUSTRATIVE PURPOSES ONLY AND MAY NOT REPRESENT THE ACTUAL SIZE, FEATURES, SPECIFICATIONS FOR KITCHEN FIXTURES, APPLIANCES, FITTINGS, FURNITURE OR FURNISHINGS AND FACADE. ACTUAL PRODUCTS AND DETAILS MAY VARY. 6. THE DEVELOPER RESERVES THE RIGHT TO MAKE REVISIONS/ ALTERATIONS, AT ITS ABSOLUTE DISCRETION, WITHOUT PRIOR INTIMATION OR ANY LIABILITY WHATSOEVER.

# Craftsmanship Finds Its Capital



SOBHA CITY  
ABU DHABI