



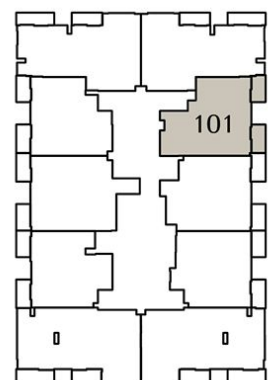
UNIT-101



1 BEDROOM

KEY PLAN

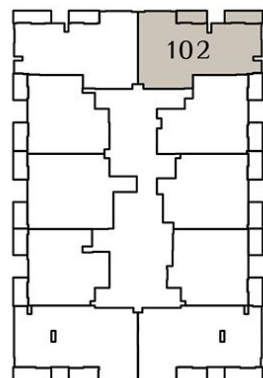
SUITE AREA	60.03 sq.m.	646.16 sq.ft.
BALCONY AREA	7.78 sq.m.	83.74 sq.ft.
TOTAL AREA	67.81 sq.m.	729.90 sq.ft.





2 BEDROOM

KEY PLAN



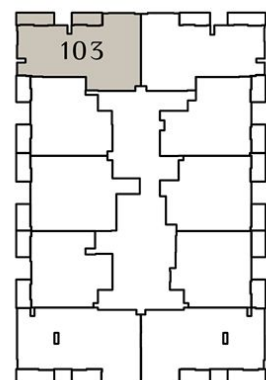
SUITE AREA	76.00 sq.m.	818.06 sq.ft.
BALCONY AREA	8.50 sq.m.	91.49 sq.ft.
TOTAL AREA	84.50 sq.m.	909.55 sq.ft.



2 BEDROOM

KEY PLAN

SUITE AREA	76.08 sq.m.	818.92 sq.ft.
BALCONY AREA	8.48 sq.m.	91.28 sq.ft.
TOTAL AREA	84.56 sq.m.	910.20 sq.ft.

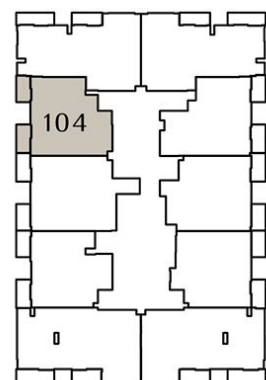




1 BEDROOM

KEY PLAN

SUITE AREA	57.32 sq.m.	616.99 sq.ft.
BALCONY AREA	7.73 sq.m.	83.21 sq.ft.
TOTAL AREA	65.05 sq.m.	700.19 sq.ft.





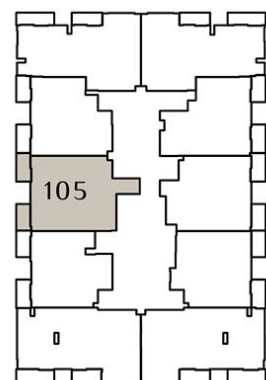
UNIT-105



1 BEDROOM

KEY PLAN

SUITE AREA	67.46 sq.m.	726.13 sq.ft.
BALCONY AREA	7.80 sq.m.	83.96 sq.ft.
TOTAL AREA	75.26 sq.m.	810.09 sq.ft.

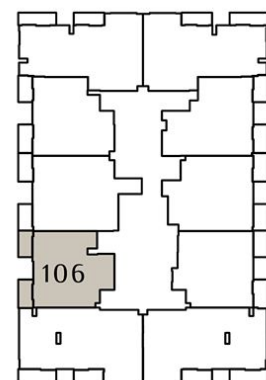




1 BEDROOM

KEY PLAN

SUITE AREA	55.63 sq.m.	598.80 sq.ft.
BALCONY AREA	8.15 sq.m.	87.73 sq.ft.
TOTAL AREA	63.78 sq.m.	686.52 sq.ft.





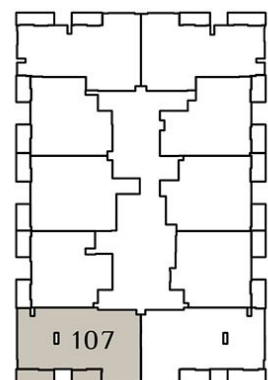
UNIT-107



2 BEDROOM

KEY PLAN

SUITE AREA	80.26 sq.m.	863.91 sq.ft.
BALCONY AREA	10.62 sq.m.	114.31 sq.ft.
TOTAL AREA	90.88 sq.m.	978.22 sq.ft.

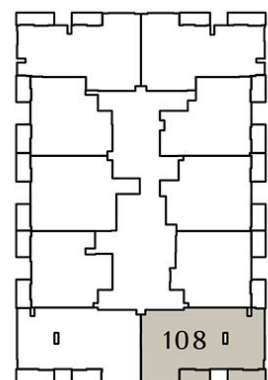




2 BEDROOM

KEY PLAN

SUITE AREA	80.21 sq.m.	863.37 sq.ft.
BALCONY AREA	10.59 sq.m.	113.99 sq.ft.
TOTAL AREA	90.80 sq.m.	977.36 sq.ft.





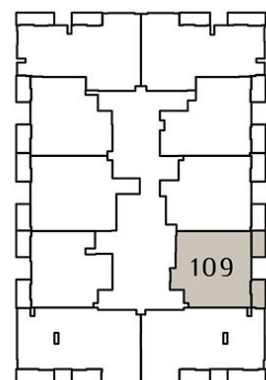
UNIT-109



1 BEDROOM

KEY PLAN

SUITE AREA	57.25 sq.m.	616.23 sq.ft.
BALCONY AREA	8.17 sq.m.	87.94 sq.ft.
TOTAL AREA	65.42 sq.m.	704.18 sq.ft.





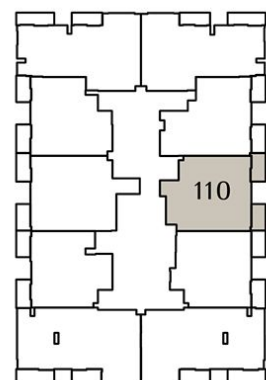
UNIT-110



1 BEDROOM

KEY PLAN

SUITE AREA	61.11 sq.m.	657.78 sq.ft.
BALCONY AREA	7.80 sq.m.	83.96 sq.ft.
TOTAL AREA	68.91 sq.m.	741.74 sq.ft.

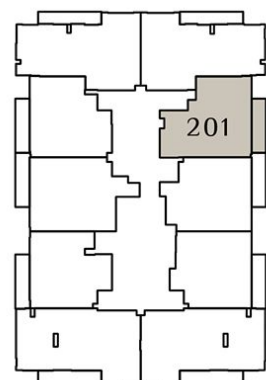




1 BEDROOM

KEY PLAN

SUITE AREA	60.13 sq.m.	647.23 sq.ft.
BALCONY AREA	7.51 sq.m.	80.84 sq.ft.
TOTAL AREA	67.64 sq.m.	728.07 sq.ft.

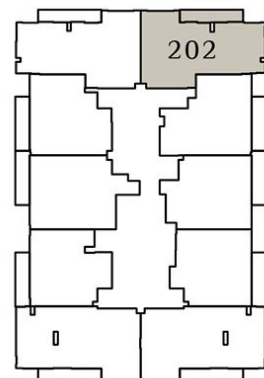




2 BEDROOM

KEY PLAN

SUITE AREA	76.00 sq.m.	818.06 sq.ft.
BALCONY AREA	8.62 sq.m.	92.78 sq.ft.
TOTAL AREA	84.62 sq.m.	910.84 sq.ft.

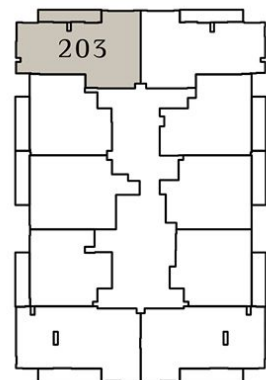




2 BEDROOM

KEY PLAN

SUITE AREA	76.08 sq.m.	818.92 sq.ft.
BALCONY AREA	8.62 sq.m.	92.78 sq.ft.
TOTAL AREA	84.70 sq.m.	911.70 sq.ft.

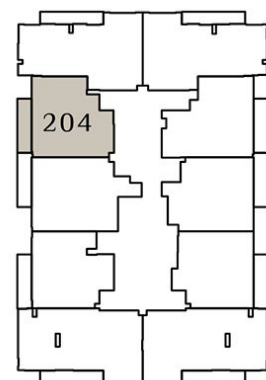




1 BEDROOM

KEY PLAN

SUITE AREA	57.42 sq.m.	618.06 sq.ft.
BALCONY AREA	7.50 sq.m.	80.73 sq.ft.
TOTAL AREA	64.92 sq.m.	698.79 sq.ft.





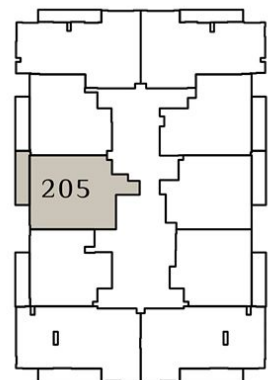
UNIT-205



1 BEDROOM

KEY PLAN

SUITE AREA	67.55 sq.m.	727.10 sq.ft.
BALCONY AREA	7.85 sq.m.	84.50 sq.ft.
TOTAL AREA	75.40 sq.m.	811.60 sq.ft.

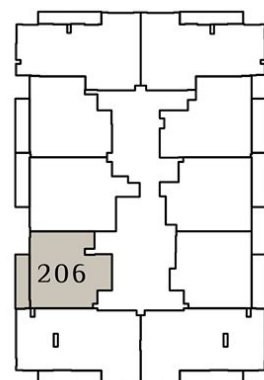




1 BEDROOM

KEY PLAN

SUITE AREA	55.73 sq.m.	599.87 sq.ft.
BALCONY AREA	7.84 sq.m.	84.39 sq.ft.
TOTAL AREA	63.57 sq.m.	684.26 sq.ft.

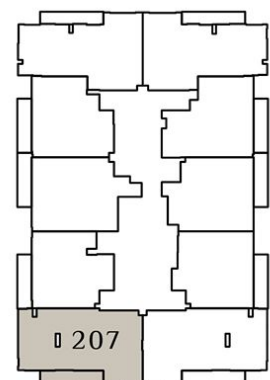




2 BEDROOM

KEY PLAN

SUITE AREA	80.26 sq.m.	863.91 sq.ft.
BALCONY AREA	10.74 sq.m.	115.60 sq.ft.
TOTAL AREA	91.00 sq.m.	979.52 sq.ft.





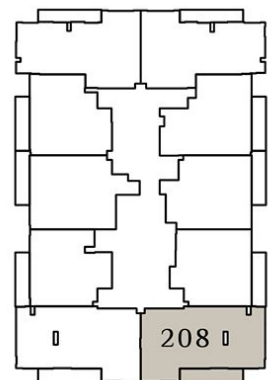
UNIT-208



2 BEDROOM

KEY PLAN

SUITE AREA	80.22 sq.m.	863.48 sq.ft.
BALCONY AREA	10.74 sq.m.	115.60 sq.ft.
TOTAL AREA	90.96 sq.m.	979.09 sq.ft.





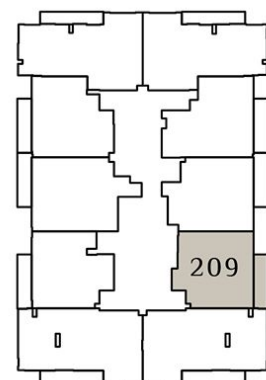
UNIT-209



1 BEDROOM

KEY PLAN

SUITE AREA	57.71 sq.m.	621.19 sq.ft.
BALCONY AREA	7.86 sq.m.	84.60 sq.ft.
TOTAL AREA	65.57 sq.m.	705.79 sq.ft.





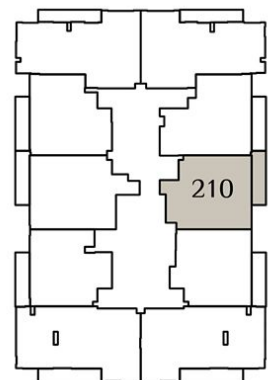
UNIT-210



1 BEDROOM

KEY PLAN

SUITE AREA	61.22 sq.m.	658.97 sq.ft.
BALCONY AREA	7.84 sq.m.	84.39 sq.ft.
TOTAL AREA	69.06 sq.m.	743.36 sq.ft.

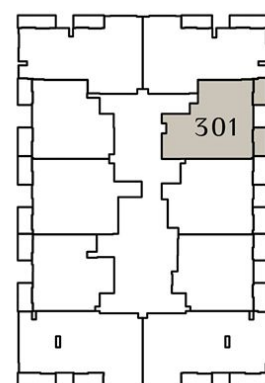




1 BEDROOM

KEY PLAN

SUITE AREA	60.03 sq.m.	646.16 sq.ft.
BALCONY AREA	7.78 sq.m.	83.74 sq.ft.
TOTAL AREA	67.81 sq.m.	729.90 sq.ft.





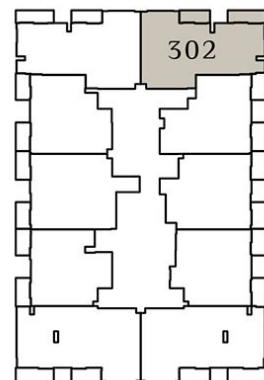
UNIT-302



2 BEDROOM

KEY PLAN

SUITE AREA	76.00 sq.m.	818.06 sq.ft.
BALCONY AREA	8.50 sq.m.	91.49 sq.ft.
TOTAL AREA	84.50 sq.m.	909.55 sq.ft.





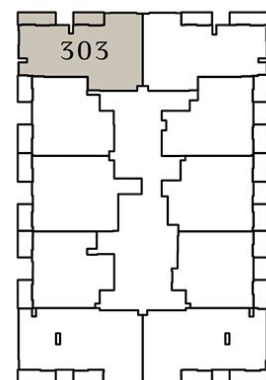
UNIT-303



2 BEDROOM

KEY PLAN

SUITE AREA	76.08 sq.m.	818.92 sq.ft.
BALCONY AREA	8.48 sq.m.	91.28 sq.ft.
TOTAL AREA	84.56 sq.m.	910.20 sq.ft.

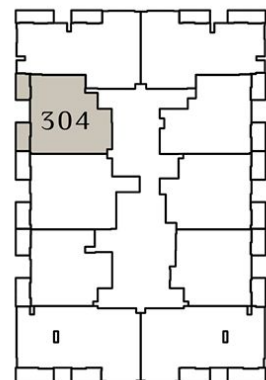




1 BEDROOM

KEY PLAN

SUITE AREA	57.32 sq.m.	616.99 sq.ft.
BALCONY AREA	7.73 sq.m.	83.21 sq.ft.
TOTAL AREA	65.05 sq.m.	700.19 sq.ft.





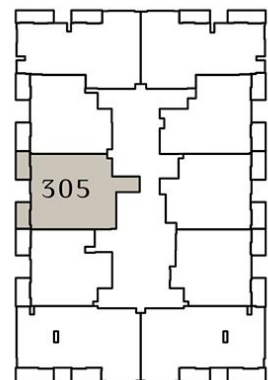
UNIT-305



1 BEDROOM

KEY PLAN

SUITE AREA	67.46 sq.m.	726.13 sq.ft.
BALCONY AREA	7.80 sq.m.	83.96 sq.ft.
TOTAL AREA	75.26 sq.m.	810.09 sq.ft.





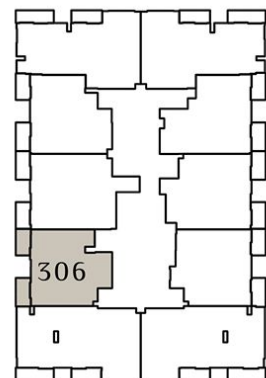
UNIT-306



1 BEDROOM

KEY PLAN

SUITE AREA	55.63 sq.m.	598.80 sq.ft.
BALCONY AREA	8.15 sq.m.	87.73 sq.ft.
TOTAL AREA	63.78 sq.m.	686.52 sq.ft.





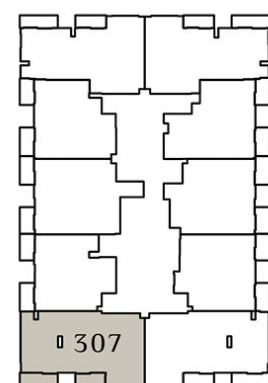
UNIT-307



2 BEDROOM

KEY PLAN

SUITE AREA	80.26 sq.m.	863.91 sq.ft.
BALCONY AREA	10.62 sq.m.	114.31 sq.ft.
TOTAL AREA	90.88 sq.m.	978.22 sq.ft.





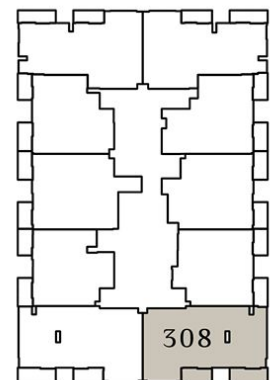
UNIT-308



2 BEDROOM

KEY PLAN

SUITE AREA	80.21 sq.m.	863.37 sq.ft.
BALCONY AREA	10.59 sq.m.	113.99 sq.ft.
TOTAL AREA	90.80 sq.m.	977.36 sq.ft.

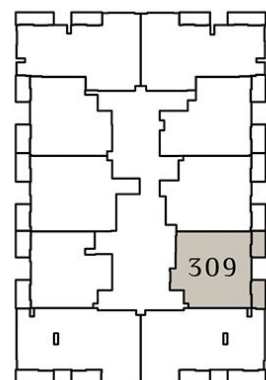




1 BEDROOM

KEY PLAN

SUITE AREA	57.25 sq.m.	616.23 sq.ft.
BALCONY AREA	8.17 sq.m.	87.94 sq.ft.
TOTAL AREA	65.42 sq.m.	704.18 sq.ft.





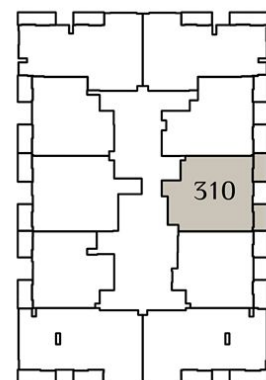
UNIT-310



1 BEDROOM

KEY PLAN

SUITE AREA	61.11 sq.m.	657.78 sq.ft.
BALCONY AREA	7.80 sq.m.	83.96 sq.ft.
TOTAL AREA	68.91 sq.m.	741.74 sq.ft.





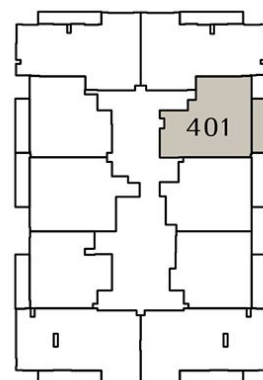
UNIT-401



1 BEDROOM

KEY PLAN

SUITE AREA	60.13 sq.m.	647.23 sq.ft.
BALCONY AREA	7.51 sq.m.	80.84 sq.ft.
TOTAL AREA	67.64 sq.m.	728.07 sq.ft.

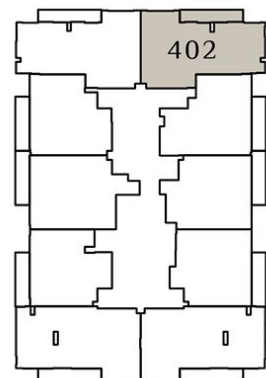




2 BEDROOM

KEY PLAN

SUITE AREA	76.00 sq.m.	818.06 sq.ft.
BALCONY AREA	8.62 sq.m.	92.78 sq.ft.
TOTAL AREA	84.62 sq.m.	910.84 sq.ft.

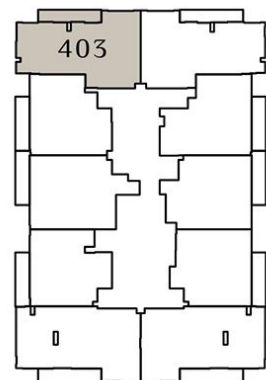




2 BEDROOM

KEY PLAN

SUITE AREA	76.08 sq.m.	818.92 sq.ft.
BALCONY AREA	8.62 sq.m.	92.78 sq.ft.
TOTAL AREA	84.70 sq.m.	911.70 sq.ft.

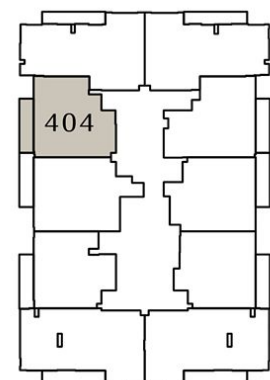




1 BEDROOM

KEY PLAN

SUITE AREA	57.42 sq.m.	618.06 sq.ft.
BALCONY AREA	7.50 sq.m.	80.73 sq.ft.
TOTAL AREA	64.92 sq.m.	698.79 sq.ft.





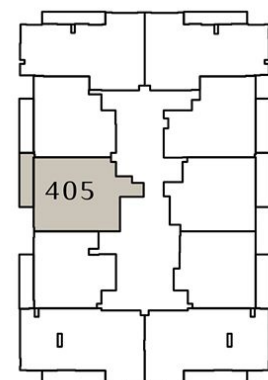
UNIT-405



1 BEDROOM

KEY PLAN

SUITE AREA	67.55 sq.m.	727.10 sq.ft.
BALCONY AREA	7.85 sq.m.	84.50 sq.ft.
TOTAL AREA	75.40 sq.m.	811.60 sq.ft.

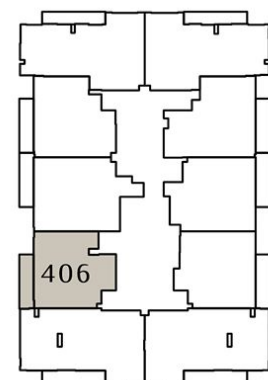




1 BEDROOM

KEY PLAN

SUITE AREA	55.73 sq.m.	599.87 sq.ft.
BALCONY AREA	7.84 sq.m.	84.39 sq.ft.
TOTAL AREA	63.57 sq.m.	684.26 sq.ft.





UNIT-407

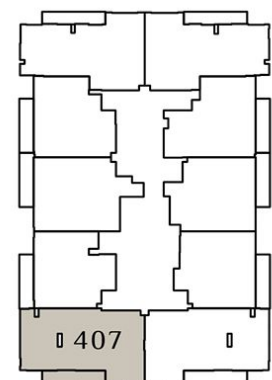
SCC
VERTEX
DEVELOPMENT



2 BEDROOM

KEY PLAN

SUITE AREA	80.26 sq.m.	863.91 sq.ft.
BALCONY AREA	10.74 sq.m.	115.60 sq.ft.
TOTAL AREA	91.00 sq.m.	979.52 sq.ft.





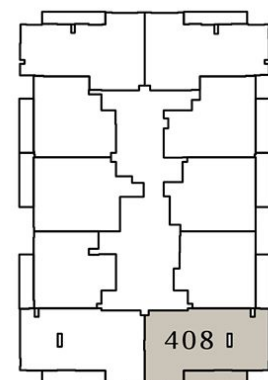
UNIT-408



2 BEDROOM

KEY PLAN

SUITE AREA	80.22 sq.m.	863.48 sq.ft.
BALCONY AREA	10.74 sq.m.	115.60 sq.ft.
TOTAL AREA	90.96 sq.m.	979.09 sq.ft.





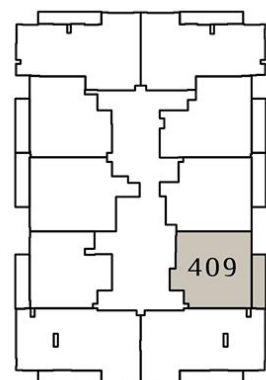
UNIT-409



1 BEDROOM

KEY PLAN

SUITE AREA	57.71 sq.m.	621.19 sq.ft.
BALCONY AREA	7.86 sq.m.	84.60 sq.ft.
TOTAL AREA	65.57 sq.m.	705.79 sq.ft.





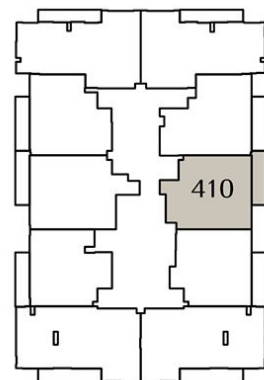
UNIT-410



1 BEDROOM

KEY PLAN

SUITE AREA	61.22 sq.m.	658.97 sq.ft.
BALCONY AREA	7.84 sq.m.	84.39 sq.ft.
TOTAL AREA	69.06 sq.m.	743.36 sq.ft.

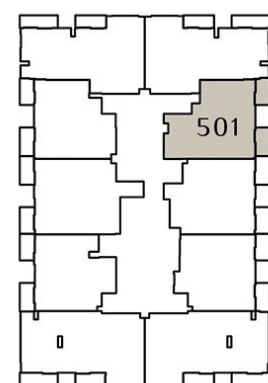




1 BEDROOM

KEY PLAN

SUITE AREA	60.03 sq.m.	646.16 sq.ft.
BALCONY AREA	7.78 sq.m.	83.74 sq.ft.
TOTAL AREA	67.81 sq.m.	729.90 sq.ft.





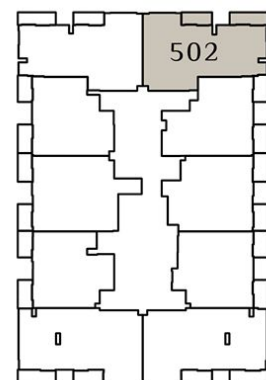
UNIT-502



2 BEDROOM

KEY PLAN

SUITE AREA	76.00 sq.m.	818.06 sq.ft.
BALCONY AREA	8.50 sq.m.	91.49 sq.ft.
TOTAL AREA	84.50 sq.m.	909.55 sq.ft.

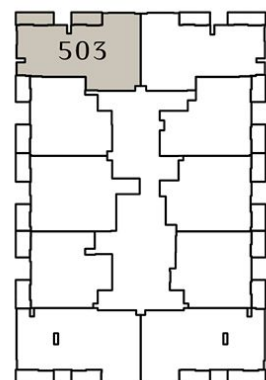




2 BEDROOM

KEY PLAN

SUITE AREA	76.08 sq.m.	818.92 sq.ft.
BALCONY AREA	8.48 sq.m.	91.28 sq.ft.
TOTAL AREA	84.56 sq.m.	910.20 sq.ft.



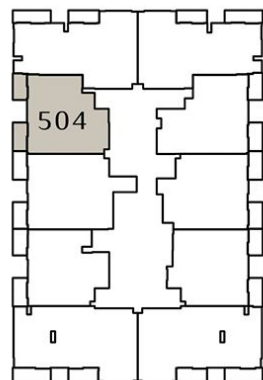


UNIT-504



1 BEDROOM

KEY PLAN



SUITE AREA	57.32 sq.m.	616.99 sq.ft.
BALCONY AREA	7.73 sq.m.	83.21 sq.ft.
TOTAL AREA	65.05 sq.m.	700.19 sq.ft.



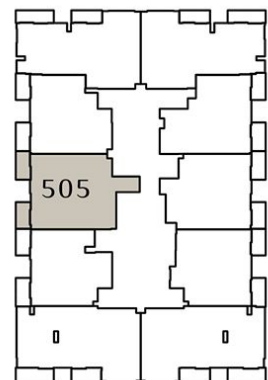
UNIT-505



1 BEDROOM

KEY PLAN

SUITE AREA	67.46 sq.m.	726.13 sq.ft.
BALCONY AREA	7.80 sq.m.	83.96 sq.ft.
TOTAL AREA	75.26 sq.m.	810.09 sq.ft.





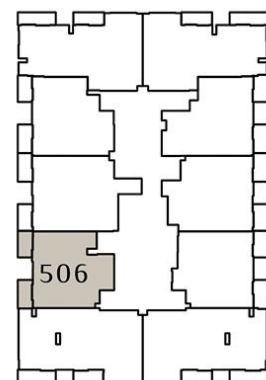
UNIT-506



1 BEDROOM

KEY PLAN

SUITE AREA	55.63 sq.m.	598.80 sq.ft.
BALCONY AREA	8.15 sq.m.	87.73 sq.ft.
TOTAL AREA	63.78 sq.m.	686.52 sq.ft.





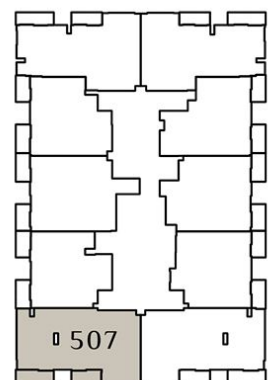
UNIT-507



2 BEDROOM

KEY PLAN

SUITE AREA	80.26 sq.m.	863.91 sq.ft.
BALCONY AREA	10.62 sq.m.	114.31 sq.ft.
TOTAL AREA	90.88 sq.m.	978.22 sq.ft.





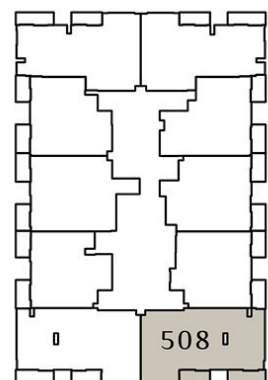
UNIT-508



2 BEDROOM

KEY PLAN

SUITE AREA	80.21 sq.m.	863.37 sq.ft.
BALCONY AREA	10.59 sq.m.	113.99 sq.ft.
TOTAL AREA	90.80 sq.m.	977.36 sq.ft.





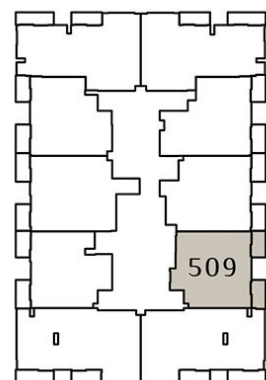
UNIT-509



1 BEDROOM

KEY PLAN

SUITE AREA	57.25 sq.m.	616.23 sq.ft.
BALCONY AREA	8.17 sq.m.	87.94 sq.ft.
TOTAL AREA	65.42 sq.m.	704.18 sq.ft.





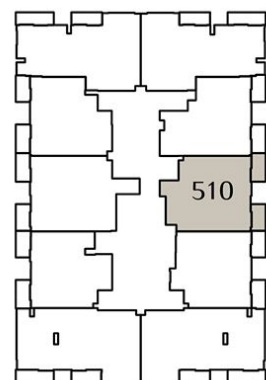
UNIT-510



1 BEDROOM

KEY PLAN

SUITE AREA	61.11 sq.m.	657.78 sq.ft.
BALCONY AREA	7.80 sq.m.	83.96 sq.ft.
TOTAL AREA	68.91 sq.m.	741.74 sq.ft.

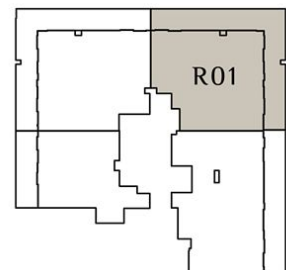




2 BEDROOM

KEY PLAN

SUITE AREA	87.42 sq.m.	940.98 sq.ft.
BALCONY AREA	43.07 sq.m.	463.60 sq.ft.
TOTAL AREA	130.49 sq.m.	1404.58 sq.ft.

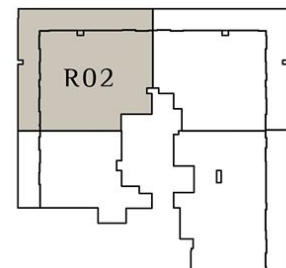




2 BEDROOM

KEY PLAN

SUITE AREA	90.92 sq.m.	978.65 sq.ft.
BALCONY AREA	43.20 sq.m.	465.00 sq.ft.
TOTAL AREA	134.12 sq.m.	1443.66 sq.ft.





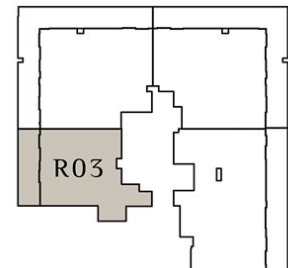
UNIT-R03



1 BEDROOM

KEY PLAN

SUITE AREA	61.63 sq.m.	663.38 sq.ft.
BALCONY AREA	14.09 sq.m.	151.66 sq.ft.
TOTAL AREA	75.72 sq.m.	815.04 sq.ft.





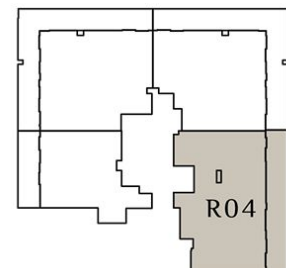
UNIT-R04



2 BEDROOM


KEY PLAN

SUITE AREA	100.12 sq.m.	1077.68 sq.ft.
BALCONY AREA	26.40 sq.m.	284.17 sq.ft.
TOTAL AREA	126.52 sq.m.	1361.85 sq.ft.

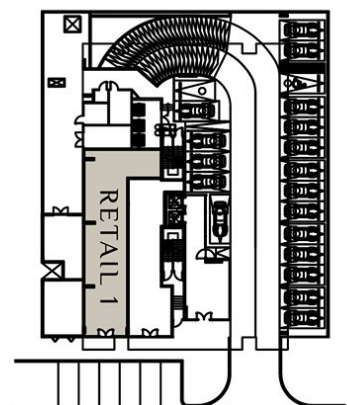




UNIT-RETAIL 1




KEY PLAN



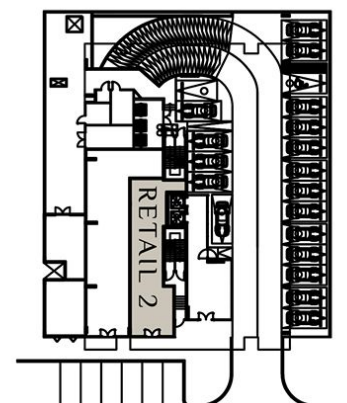
SUITE AREA	139.80 sq.m.	1504.79 sq.ft.
BALCONY AREA	0.00 sq.m.	0.00 sq.ft.
TOTAL AREA	139.80 sq.m.	1504.79 sq.ft.



UNIT-RETAIL 2



KEY PLAN



SUITE AREA	92.94 sq.m.	1000.40 sq.ft.
BALCONY AREA	0.00 sq.m.	0.00 sq.ft.
TOTAL AREA	92.94 sq.m.	1000.40 sq.ft.