



FLOOR PLANS

CITY WALK
CRESTLANE



CRESTLANE 4



I-BEDROOM

APARTMENTS

I-BEDROOM TYPE A



I BEDROOM TYPE A							
BUILDING	UNIT NUMBER	SUITE AREA - NIA		BALCONY AREA		TOTAL AREA - NSA	
		SQM	SQFT	SQM	SQFT	SQM	SQFT
A	105, 208, 308, 408, 508, 605, 706, 803, 904, 1003, 1103	68.33	735.50	4.90	52.74	73.23	788.24
	1203	70.33	757.03	4.11	44.24	74.44	801.27

I BEDROOM TYPE A - MIRRORED							
BUILDING	UNIT NUMBER	SUITE AREA - NIA		BALCONY AREA		TOTAL AREA - NSA	
		SQM	SQFT	SQM	SQFT	SQM	SQFT
A	201, 301, 401, 501	68.33	735.50	4.91	52.85	73.24	788.35
	106, 209, 309, 409, 509, 606, 707, 804, 905, 1004, 1104	68.33	735.50	6.41	68.99	74.74	804.50
	701	68.43	736.47	4.80	51.67	73.23	788.24
	1204	70.60	759.93	5.48	58.99	76.08	818.92

I-BEDROOM TYPE A

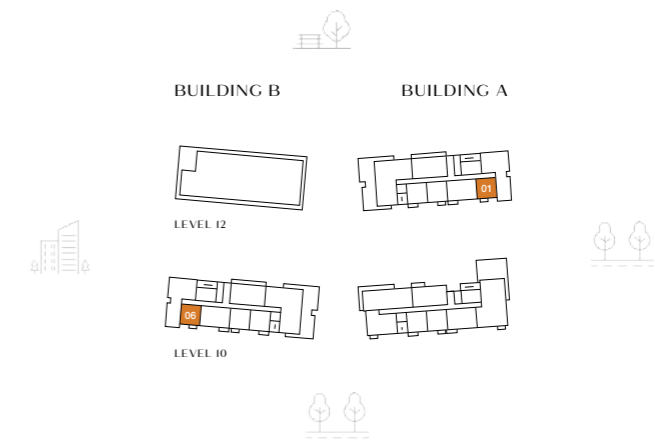


I BEDROOM TYPE A							
BUILDING	UNIT NUMBER	SUITE AREA - NIA		BALCONY AREA		TOTAL AREA - NSA	
		SQM	SQFT	SQM	SQFT	SQM	SQFT
B	213	68.31	735.28	4.84	52.09	73.15	787.38
	102, 204, 304, 404, 504, 603, 703, 804, 904	68.33	735.50	6.41	68.99	74.74	804.49
	104, 206, 306, 406, 506	68.33	735.50	6.51	70.07	74.84	805.57
	313	68.34	735.60	4.84	52.09	73.18	787.70
	511	68.42	736.47	4.80	51.67	73.22	788.13
	1003	70.59	759.82	5.50	59.20	76.09	819.03

I BEDROOM TYPE A - MIRRORED							
BUILDING	UNIT NUMBER	SUITE AREA - NIA		BALCONY AREA		TOTAL AREA - NSA	
		SQM	SQFT	SQM	SQFT	SQM	SQFT
B	103, 205, 305, 405, 505, 604, 704, 805, 905	68.33	735.50	4.90	52.74	73.23	788.24
	105, 207, 307, 407, 507	68.41	736.36	4.82	51.88	73.23	788.24
	1004	70.34	757.13	4.10	44.132	74.44	801.27



I-BEDROOM TYPE B

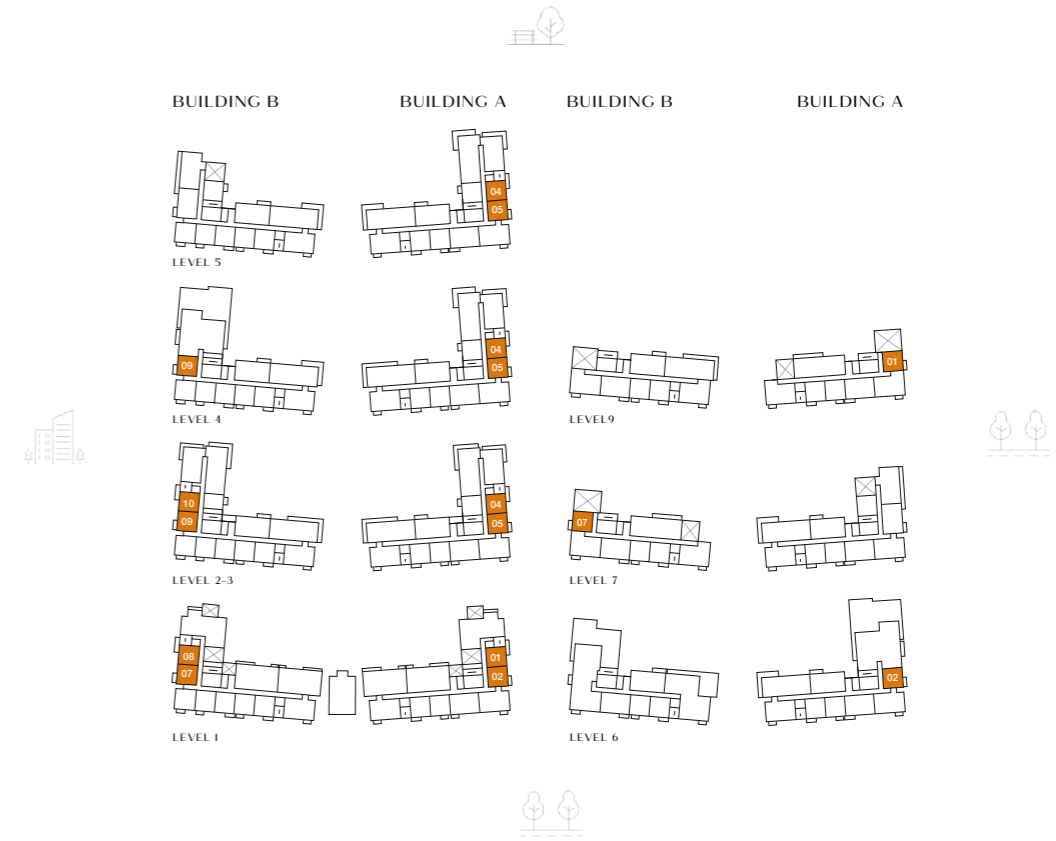


I BEDROOM TYPE B							
BUILDING	UNIT NUMBER	SUITE AREA - NIA		BALCONY AREA		TOTAL AREA - NSA	
		SQM	SQFT	SQM	SQFT	SQM	SQFT
A	1201	68.33	735.50	4.61	49.62	72.94	785.12

I BEDROOM TYPE B - MIRRORED							
BUILDING	UNIT NUMBER	SUITE AREA - NIA		BALCONY AREA		TOTAL AREA - NSA	
		SQM	SQFT	SQM	SQFT	SQM	SQFT
B	1006	68.33	735.50	4.61	49.62	72.94	785.12



I-BEDROOM TYPE C

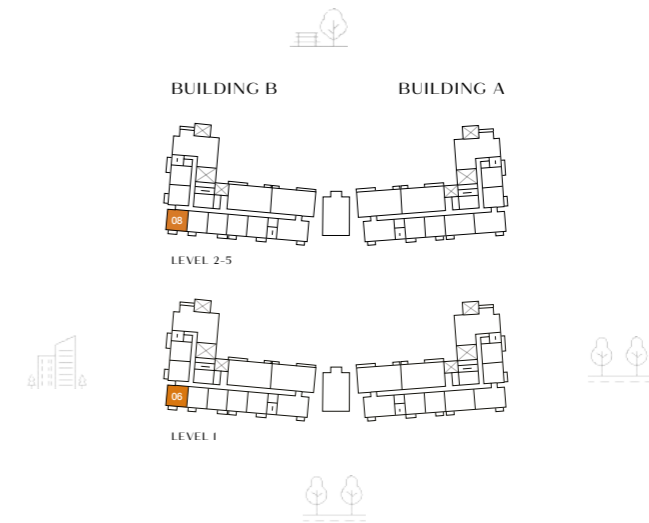


I BEDROOM TYPE C							
BUILDING	UNIT NUMBER	SUITE AREA - NIA		BALCONY AREA		TOTAL AREA - NSA	
		SQM	SQFT	SQM	SQFT	SQM	SQFT
A	102, 205, 305, 405, 505, 602, 901	68.41	736.36	6.26	67.38	74.67	803.74
B	108, 210, 310	68.22	734.31	9.73	104.73	77.95	839.05

I BEDROOM TYPE C - MIRRORED							
BUILDING	UNIT NUMBER	SUITE AREA - NIA		BALCONY AREA		TOTAL AREA - NSA	
		SQM	SQFT	SQM	SQFT	SQM	SQFT
A	101, 204, 304, 404, 504	68.22	734.31	9.73	104.73	77.95	839.05
B	107, 209, 309, 409, 707	68.41	736.36	6.26	67.38	74.67	803.74



I-BEDROOM TYPE D



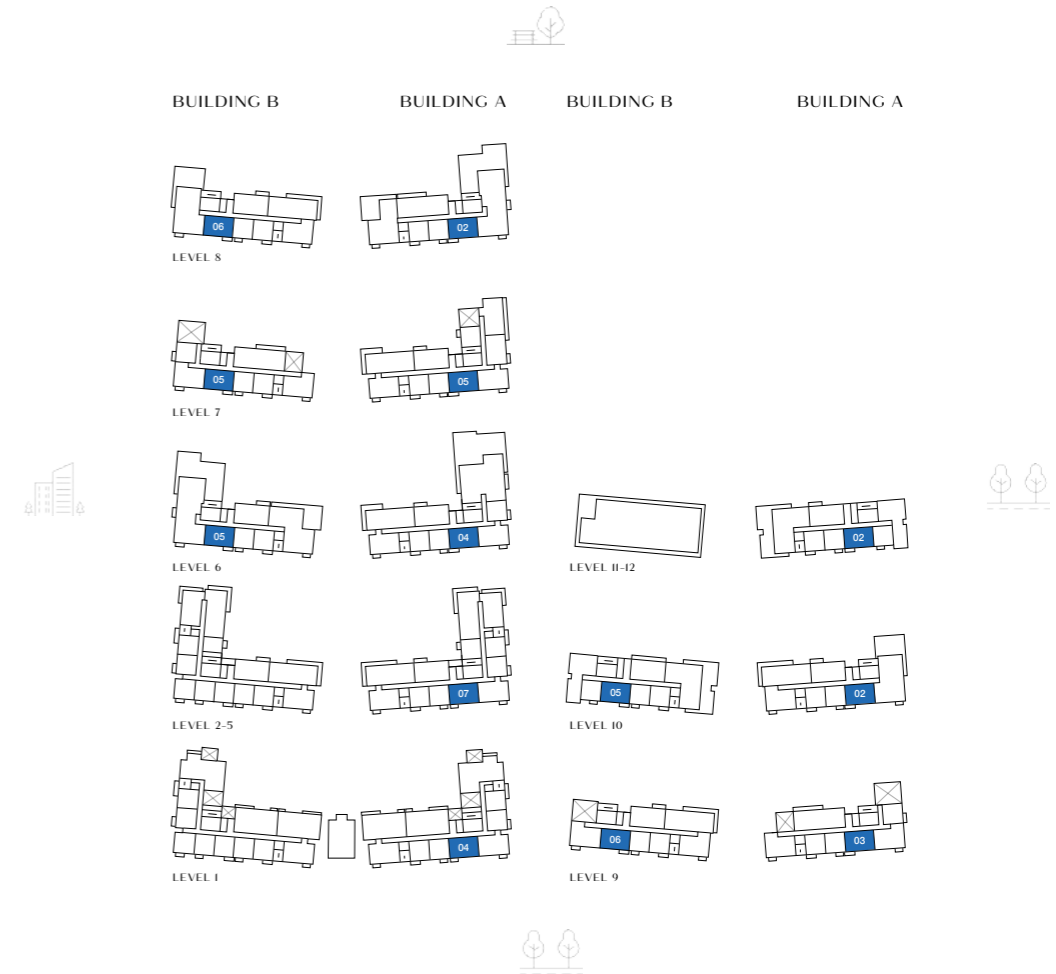
BUILDING	UNIT NUMBER	I BEDROOM TYPE D					
		SUITE AREA - NIA		BALCONY AREA		TOTAL AREA - NSA	
		SQM	SQFT	SQM	SQFT	SQM	SQFT
B	106, 208, 308, 408, 508	70.72	761.22	4.87	52.42	75.59	813.64

2-BEDROOM



APARTMENTS

2-BEDROOM TYPE A

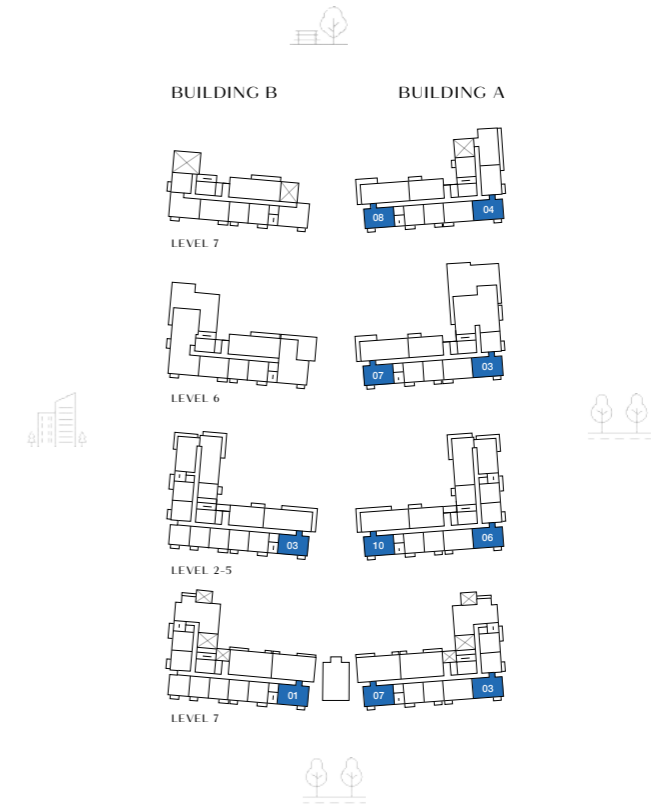


2 BEDROOM TYPE A							
BUILDING	UNIT NUMBER	SUITE AREA - NIA		BALCONY AREA		TOTAL AREA - NSA	
		SQM	SQFT	SQM	SQFT	SQM	SQFT
A	104, 207, 307, 407, 507, 604, 705 802, 903, 1002, 1102	103.95	1,118.91	6.50	69.96	110.45	1,188.87
	1202	104.09	1,120.42	6.39	68.78	110.48	1,189.19

2 BEDROOM TYPE A - MIRRORED							
BUILDING	UNIT NUMBER	SUITE AREA - NIA		BALCONY AREA		TOTAL AREA - NSA	
		SQM	SQFT	SQM	SQFT	SQM	SQFT
B	605, 705, 806, 906	103.95	1,118.91	6.50	69.96	110.45	1,188.87
	1005	104.09	1,120.42	6.39	68.78	110.48	1,189.19



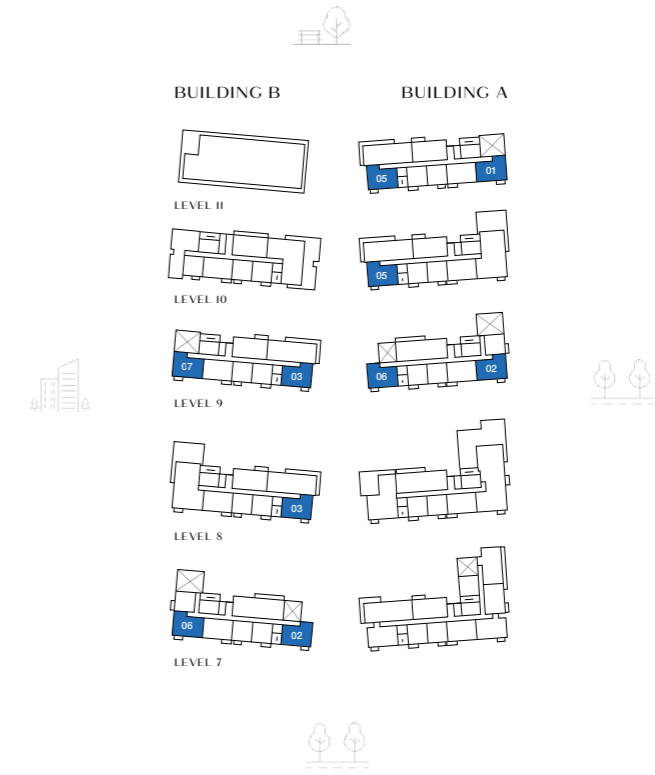
2-BEDROOM TYPE B



2 BEDROOM TYPE B							
BUILDING	UNIT NUMBER	SUITE AREA - NIA		BALCONY AREA		TOTAL AREA - NSA	
		SQM	SQFT	SQM	SQFT	SQM	SQFT
A	107	112.08	1,206.42	4.87	52.42	116.95	1,258.84
	206, 306, 406, 506, 603, 704	111.50	1,200.18	4.87	52.42	116.37	1,252.59
B	101	112.08	1,206.42	4.87	52.42	116.95	1,258.84
	203, 303, 403, 503	111.85	1,203.94	4.87	52.42	116.72	1,256.36

2 BEDROOM TYPE B - MIRRORED							
BUILDING	UNIT NUMBER	SUITE AREA - NIA		BALCONY AREA		TOTAL AREA - NSA	
		SQM	SQFT	SQM	SQFT	SQM	SQFT
A	103	111.50	1,200.18	4.87	52.42	116.37	1,252.59
	210, 310, 410, 607, 708	111.85	1,203.94	4.87	52.42	116.72	1,256.36
	510	111.87	1,204.16	4.87	52.42	116.74	1,256.58

2-BEDROOM TYPE C

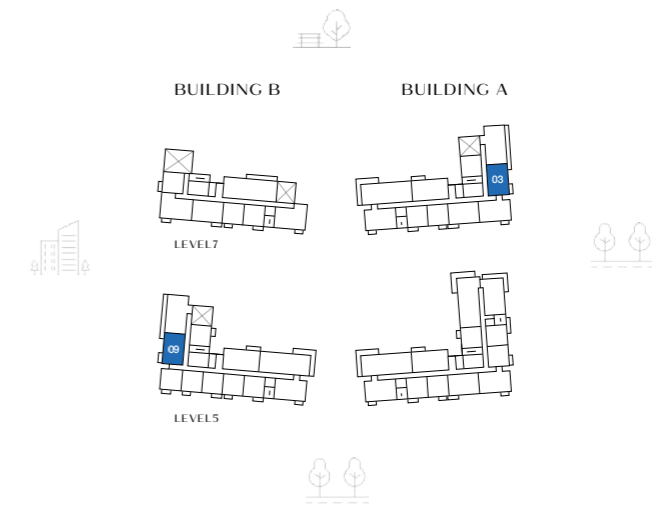


2 BEDROOM TYPE C							
BUILDING	UNIT NUMBER	SUITE AREA - NIA		BALCONY AREA		TOTAL AREA - NSA	
		SQM	SQFT	SQM	SQFT	SQM	SQFT
A	906, 1005, 1105	117.94	1,269.49	4.87	52.42	122.81	1,321.92
B	706, 907	117.67	1,266.58	4.87	52.42	122.54	1,319.01

2 BEDROOM TYPE C - MIRRORED							
BUILDING	UNIT NUMBER	SUITE AREA - NIA		BALCONY AREA		TOTAL AREA - NSA	
		SQM	SQFT	SQM	SQFT	SQM	SQFT
A	902, 1101	117.72	1,267.13	4.87	52.42	122.59	1,319.55
B	702, 803, 903	117.94	1,269.49	4.87	52.42	122.81	1,321.92



2-BEDROOM TYPE D



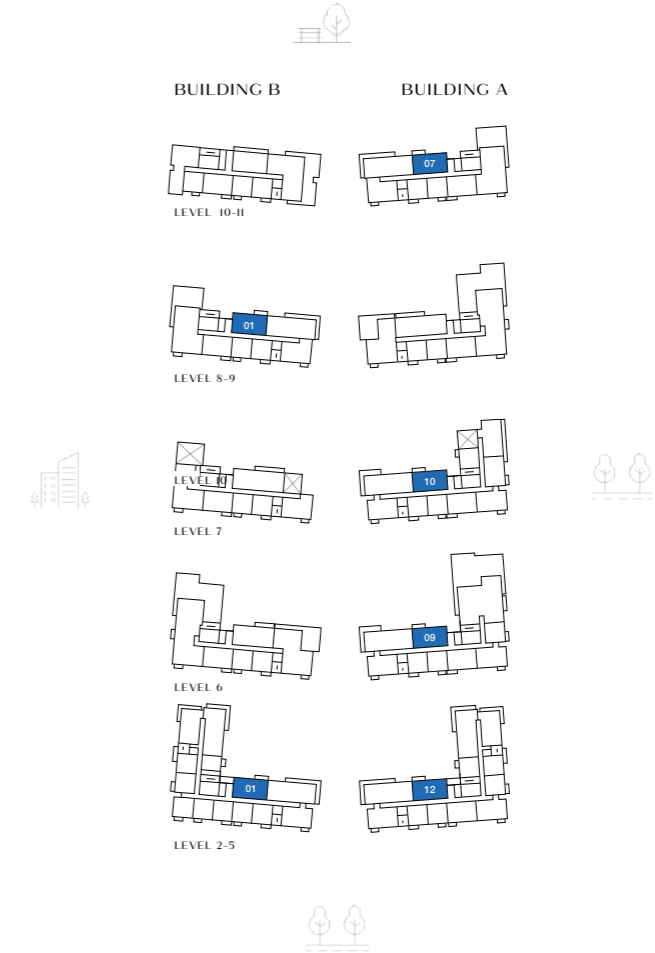
		2 BEDROOM TYPE D					
BUILDING	UNIT NUMBER	SUITE AREA - NIA		BALCONY AREA		TOTAL AREA - NSA	
		SQM	SQFT	SQM	SQFT	SQM	SQFT
A	703	104.06	1,120.09	6.26	67.38	110.32	1,187.47

		2 BEDROOM TYPE D - MIRRORED					
BUILDING	UNIT NUMBER	SUITE AREA - NIA		BALCONY AREA		TOTAL AREA - NSA	
		SQM	SQFT	SQM	SQFT	SQM	SQFT
B	509	104.06	1,120.09	6.26	67.38	110.32	1,187.47



2-BEDROOM+MAID

TYPE A



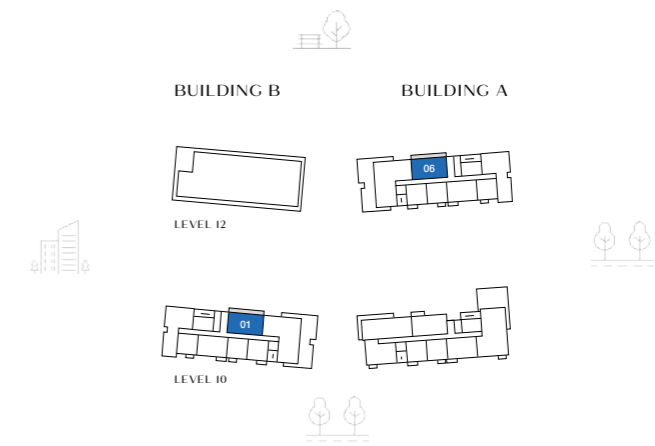
2 BEDROOM + MAID TYPE A							
BUILDING	UNIT NUMBER	SUITE AREA - NIA		BALCONY AREA		TOTAL AREA - NSA	
		SQM	SQFT	SQM	SQFT	SQM	SQFT
A	212, 312, 412, 512, 609, 710, 1007, 1107	120.57	1,297.80	8.38	90.20	128.95	1,388.01

2 BEDROOM + MAID TYPE A - MIRRORED							
BUILDING	UNIT NUMBER	SUITE AREA - NIA		BALCONY AREA		TOTAL AREA - NSA	
		SQM	SQFT	SQM	SQFT	SQM	SQFT
B	201, 301, 401, 501, 801, 901	120.57	1,297.80	8.38	90.20	128.95	1,388.01



2-BEDROOM+MAID

TYPE AI



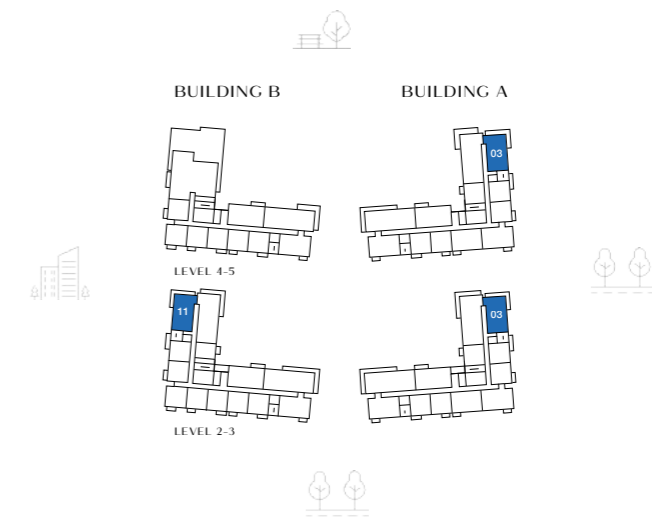
2 BEDROOM + MAID TYPE AI							
BUILDING	UNIT NUMBER	SUITE AREA - NIA		BALCONY AREA		TOTAL AREA - NSA	
		SQM	SQFT	SQM	SQFT	SQM	SQFT
A	1206	120.83	1,300.60	20.21	217.54	141.04	1,518.14

2 BEDROOM + MAID TYPE AI - MIRRORED							
BUILDING	UNIT NUMBER	SUITE AREA - NIA		BALCONY AREA		TOTAL AREA - NSA	
		SQM	SQFT	SQM	SQFT	SQM	SQFT
B	1001	120.83	1,300.60	20.21	217.54	141.04	1,518.14



2-BEDROOM+MAID

TYPE B



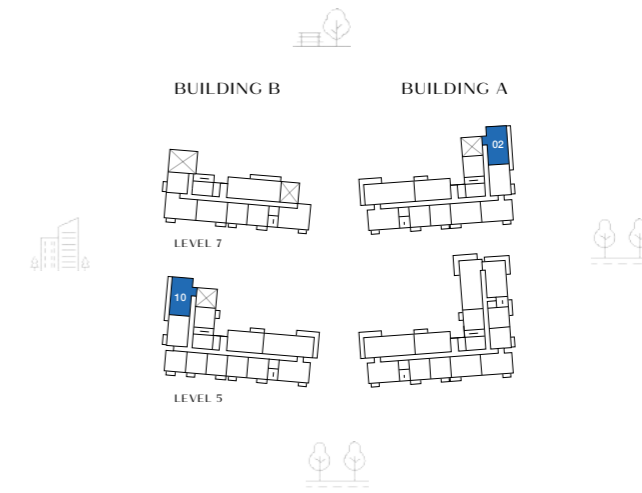
2 BEDROOM + MAID TYPE B							
BUILDING	UNIT NUMBER	SUITE AREA - NIA		BALCONY AREA		TOTAL AREA - NSA	
		SQM	SQFT	SQM	SQFT	SQM	SQFT
A	203, 303, 403, 503	124.22	1,337.09	23.19	249.62	147.41	1,586.71

2 BEDROOM + MAID TYPE B - MIRRORED							
BUILDING	UNIT NUMBER	SUITE AREA - NIA		BALCONY AREA		TOTAL AREA - NSA	
		SQM	SQFT	SQM	SQFT	SQM	SQFT
B	211, 311	124.43	1,339.35	23.19	249.62	147.62	1,588.97



2-BEDROOM+MAID

TYPE C



2 BEDROOM + MAID TYPE C							
BUILDING	UNIT NUMBER	SUITE AREA - NIA		BALCONY AREA		TOTAL AREA - NSA	
		SQM	SQFT	SQM	SQFT	SQM	SQFT
A	702	136.78	1,472.28	19.81	213.23	156.59	1,685.52

2 BEDROOM + MAID TYPE C - MIRRORED							
BUILDING	UNIT NUMBER	SUITE AREA - NIA		BALCONY AREA		TOTAL AREA - NSA	
		SQM	SQFT	SQM	SQFT	SQM	SQFT
B	510	136.78	1,472.28	19.81	213.23	156.59	1,685.52

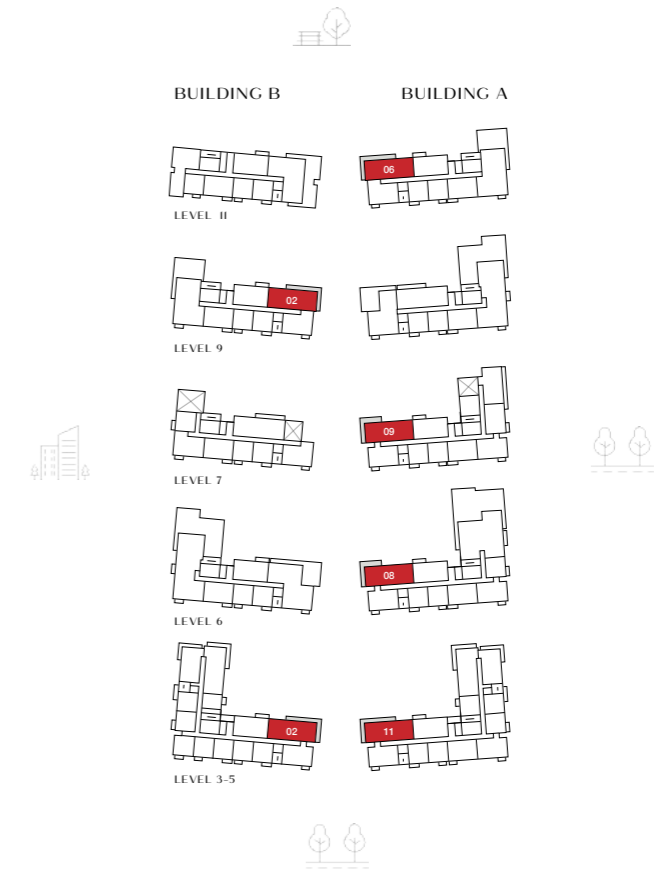


3-BEDROOM

APARTMENTS



3-BEDROOM TYPE A

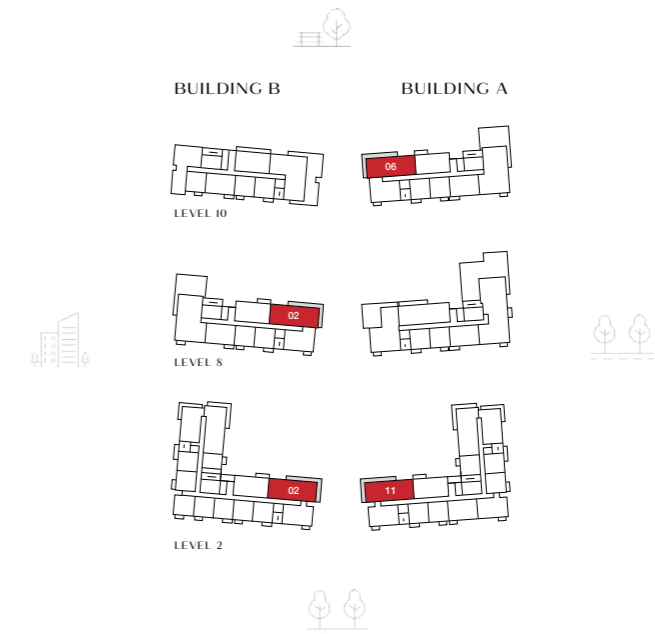


3 BEDROOM TYPE A							
BUILDING	UNIT NUMBER	SUITE AREA - NIA		BALCONY AREA		TOTAL AREA - NSA	
		SQM	SQFT	SQM	SQFT	SQM	SQFT
A	311, 411, 511, 608, 709	170.22	1,832.23	29.95	322.38	200.17	2,154.61
	1106	170.32	1,833.31	29.95	322.38	200.27	2,155.69

3 BEDROOM TYPE A - MIRRORED							
BUILDING	UNIT NUMBER	SUITE AREA - NIA		BALCONY AREA		TOTAL AREA - NSA	
		SQM	SQFT	SQM	SQFT	SQM	SQFT
B	302, 402, 502	170.22	1,832.23	29.95	322.38	200.17	2,154.61
	902	170.32	1,833.31	29.95	322.38	200.27	2,155.69



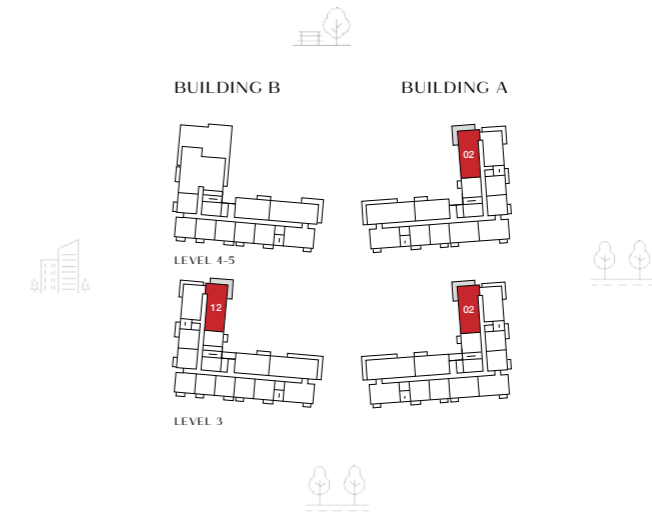
3-BEDROOM TYPE A1



3 BEDROOM TYPE A1							
BUILDING	UNIT NUMBER	SUITE AREA - NIA		BALCONY AREA		TOTAL AREA - NSA	
		SQM	SQFT	SQM	SQFT	SQM	SQFT
A	211	170.13	1,831.26	34.89	375.55	205.02	2,206.82
	1006	170.17	1,831.69	34.89	375.55	205.06	2,207.25

3 BEDROOM TYPE A1 - MIRRORED							
BUILDING	UNIT NUMBER	SUITE AREA - NIA		BALCONY AREA		TOTAL AREA - NSA	
		SQM	SQFT	SQM	SQFT	SQM	SQFT
B	202	170.13	1,831.26	34.89	375.55	205.02	2,206.82
	802	170.17	1,831.69	34.89	375.55	205.06	2,207.25

3-BEDROOM TYPE B

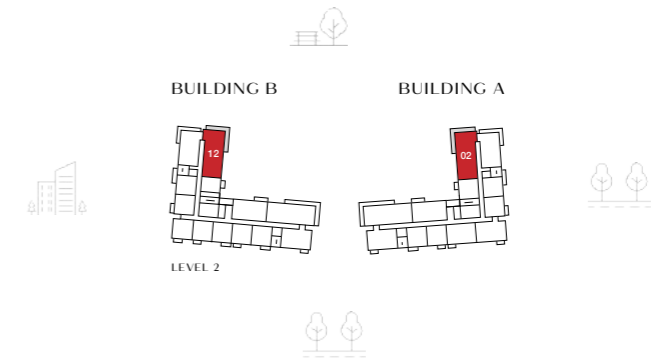


3 BEDROOM TYPE B							
BUILDING	UNIT NUMBER	SUITE AREA - NIA		BALCONY AREA		TOTAL AREA - NSA	
		SQM	SQFT	SQM	SQFT	SQM	SQFT
A	302, 402	170.82	1,838.69	30.04	323.35	200.86	2,162.04
	502	170.81	1,838.15	30.04	323.35	200.85	2,161.93

3 BEDROOM TYPE B - MIRRORED							
BUILDING	UNIT NUMBER	SUITE AREA - NIA		BALCONY AREA		TOTAL AREA - NSA	
		SQM	SQFT	SQM	SQFT	SQM	SQFT
B	312	170.77	1,838.15	30.04	323.35	200.81	2,161.50



3-BEDROOM TYPE BI

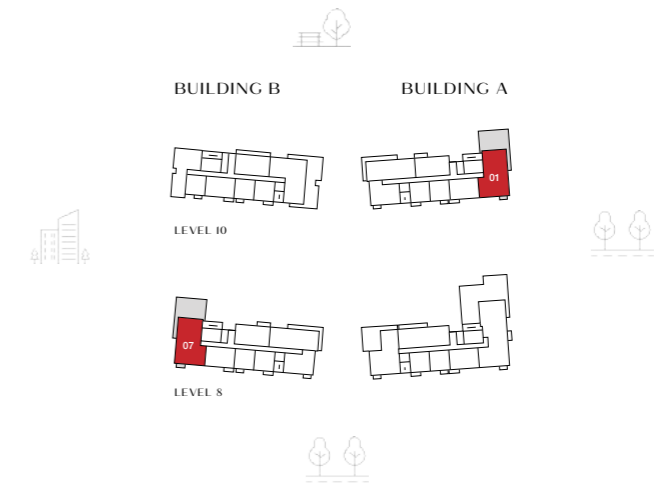


3 BEDROOM TYPE BI							
BUILDING	UNIT NUMBER	SUITE AREA - NIA		BALCONY AREA		TOTAL AREA - NSA	
		SQM	SQFT	SQM	SQFT	SQM	SQFT
A	202	170.74	1,837.83	28.04	301.82	198.78	2,139.65

3 BEDROOM TYPE BI - MIRRORED							
BUILDING	UNIT NUMBER	SUITE AREA - NIA		BALCONY AREA		TOTAL AREA - NSA	
		SQM	SQFT	SQM	SQFT	SQM	SQFT
B	212	170.70	1,837.39	28.04	301.82	198.74	2,139.22



3-BEDROOM TYPE C

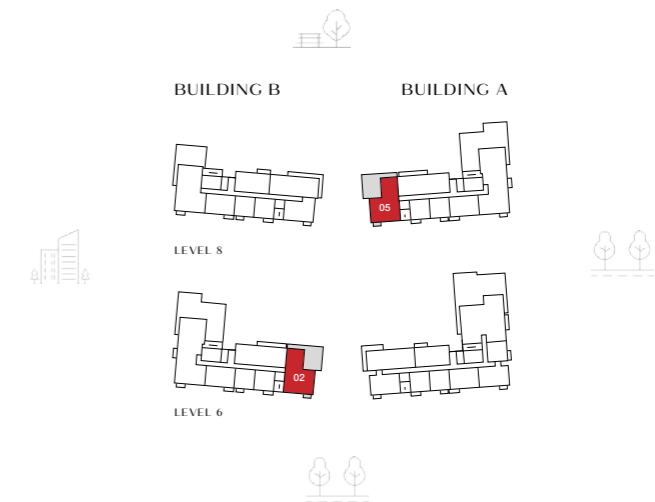


3 BEDROOM TYPE C							
BUILDING	UNIT NUMBER	SUITE AREA - NIA		BALCONY AREA		TOTAL AREA - NSA	
		SQM	SQFT	SQM	SQFT	SQM	SQFT
A	1001	226.41	2,437.06	126.40	1,360.56	352.81	3,797.62

3 BEDROOM TYPE C - MIRRORED							
BUILDING	UNIT NUMBER	SUITE AREA - NIA		BALCONY AREA		TOTAL AREA - NSA	
		SQM	SQFT	SQM	SQFT	SQM	SQFT
B	807	226.41	2,437.06	126.40	1,360.56	352.81	3,797.62



3-BEDROOM TYPE D

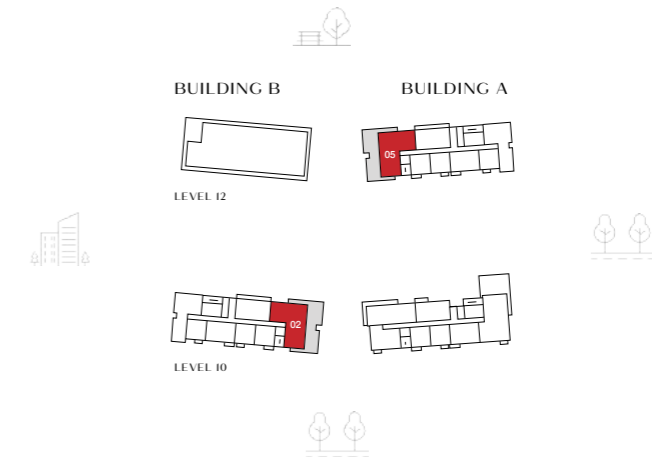


3 BEDROOM TYPE D							
BUILDING	UNIT NUMBER	SUITE AREA - NIA		BALCONY AREA		TOTAL AREA - NSA	
		SQM	SQFT	SQM	SQFT	SQM	SQFT
A	805	200.36	2,156.66	90.35	972.52	290.71	3,129.18

3 BEDROOM TYPE D- MIRRORED							
BUILDING	UNIT NUMBER	SUITE AREA - NIA		BALCONY AREA		TOTAL AREA - NSA	
		SQM	SQFT	SQM	SQFT	SQM	SQFT
B	602	200.36	2,156.66	90.35	972.52	290.71	3,129.18



3-BEDROOM TYPE E

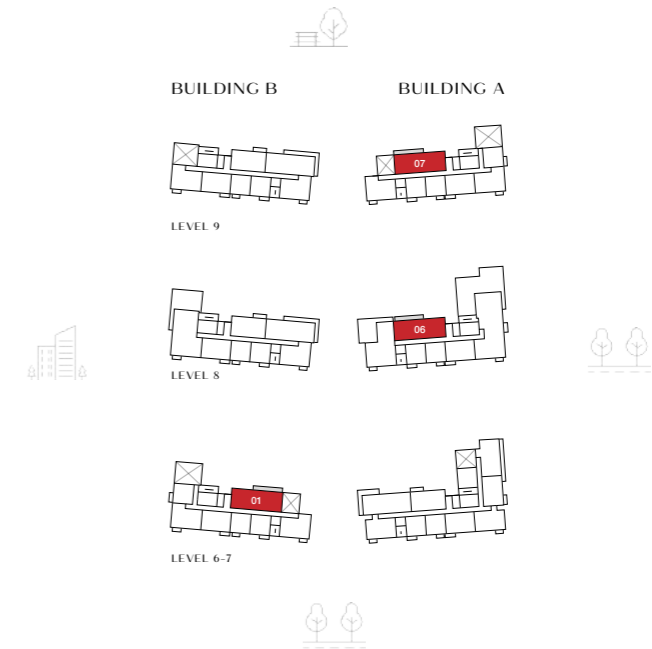


3 BEDROOM TYPE E							
BUILDING	UNIT NUMBER	SUITE AREA - NIA		BALCONY AREA		TOTAL AREA - NSA	
		SQM	SQFT	SQM	SQFT	SQM	SQFT
A	1205	217.45	2,340.61	154.06	1,658.29	371.51	3,998.90

3 BEDROOM TYPE E- MIRRORED							
BUILDING	UNIT NUMBER	SUITE AREA - NIA		BALCONY AREA		TOTAL AREA - NSA	
		SQM	SQFT	SQM	SQFT	SQM	SQFT
B	1002	217.55	2,341.69	154.07	1,658.39	371.62	4,000.08



3-BEDROOM TYPE F



3 BEDROOM TYPE F							
BUILDING	UNIT NUMBER	SUITE AREA - NIA		BALCONY AREA		TOTAL AREA - NSA	
		SQM	SQFT	SQM	SQFT	SQM	SQFT
A	806	175.63	1,890.47	17.74	190.95	193.37	2,081.42
	907	175.99	1,894.34	17.74	190.95	193.73	2,085.29

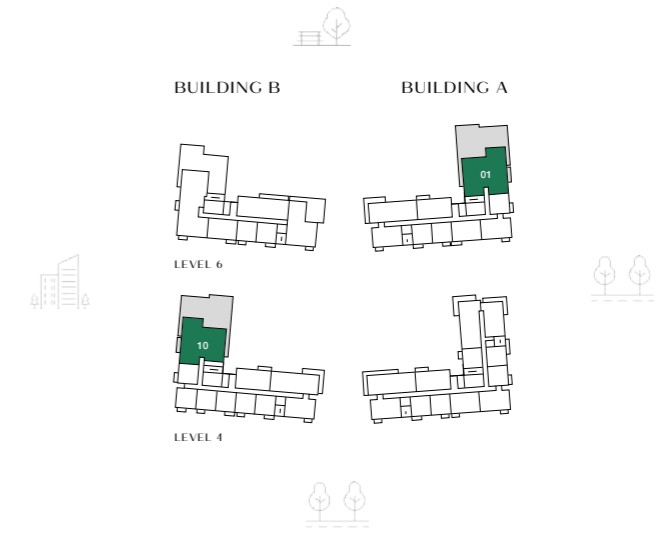
3 BEDROOM TYPE F- MIRRORED							
BUILDING	UNIT NUMBER	SUITE AREA - NIA		BALCONY AREA		TOTAL AREA - NSA	
		SQM	SQFT	SQM	SQFT	SQM	SQFT
B	601	175.63	1,890.47	17.74	190.95	193.37	2,081.42
	701	175.99	1,894.34	17.74	190.95	193.73	2,085.29



4-BEDROOM

APARTMENTS

4-BEDROOM TYPE A

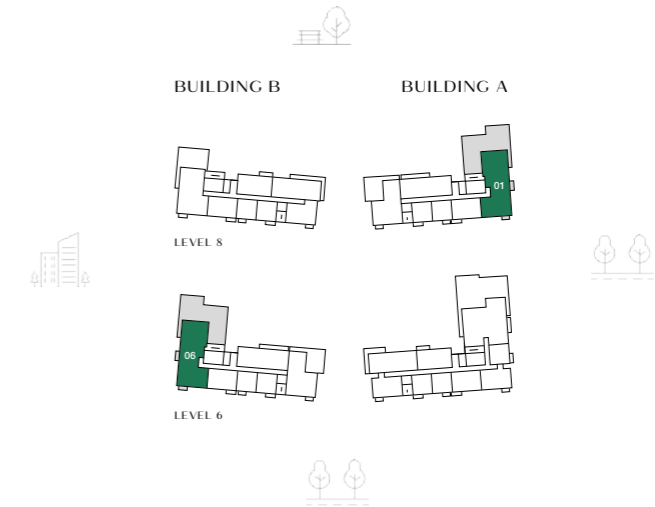


4 BEDROOM TYPE A							
BUILDING	UNIT NUMBER	SUITE AREA - NIA		BALCONY AREA		TOTAL AREA - NSA	
		SQM	SQFT	SQM	SQFT	SQM	SQFT
A	601	341.20	3,672.65	293.11	3,155.01	634.31	6,924.53

4 BEDROOM TYPE A- MIRRORED							
BUILDING	UNIT NUMBER	SUITE AREA - NIA		BALCONY AREA		TOTAL AREA - NSA	
		SQM	SQFT	SQM	SQFT	SQM	SQFT
B	410	3,41.20	3672.65	293.11	3,155.01	634.31	6,924.53



4-BEDROOM TYPE B




4 BEDROOM TYPE B							
BUILDING	UNIT NUMBER	SUITE AREA - NIA		BALCONY AREA		TOTAL AREA - NSA	
		SQM	SQFT	SQM	SQFT	SQM	SQFT
A	801	312.55	3,364.26	272.02	2,927.99	584.57	6,292.26

4 BEDROOM TYPE B - MIRRORED							
BUILDING	UNIT NUMBER	SUITE AREA - NIA		BALCONY AREA		TOTAL AREA - NSA	
		SQM	SQFT	SQM	SQFT	SQM	SQFT
B	606	312.55	3,364.26	272.02	2,927.99	584.57	6,292.26

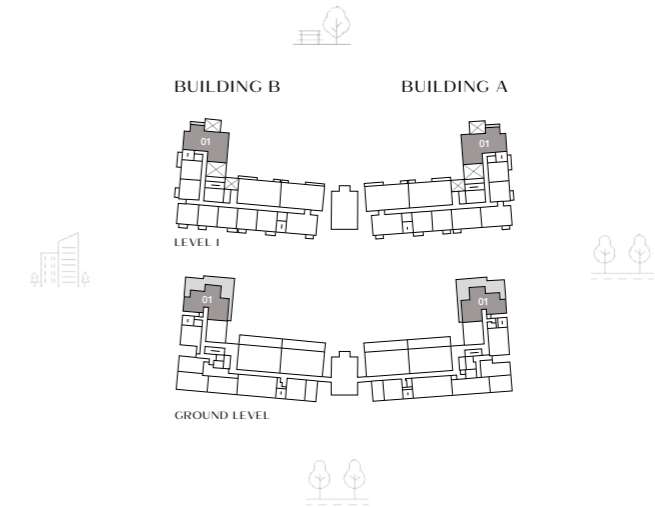


4-BEDROOM DUPLEXES



4-BEDROOM-DUPLEX

TYPE A - LOWER LEVEL



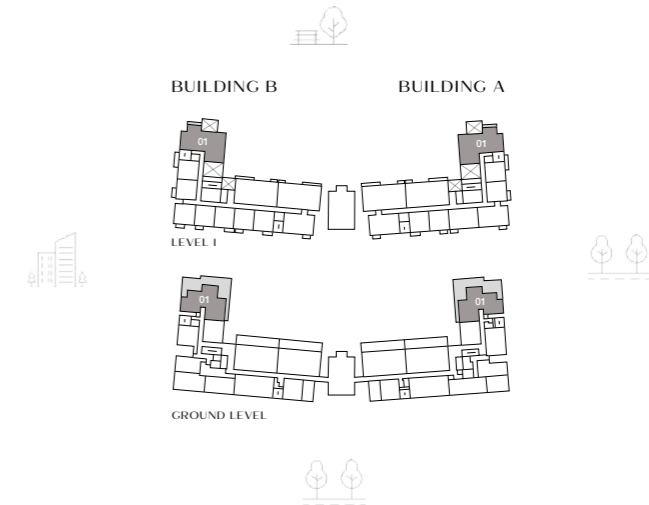
4 BEDROOM DUPLEX TYPE A							
BUILDING	UNIT NUMBER	SUITE AREA - NIA		BALCONY AREA		TOTAL AREA - NSA	
		SQM	SQFT	SQM	SQFT	SQM	SQFT
A	G01	422.56	4,548.39	146.93	1,581.54	569.49	6,129.94

4 BEDROOM DUPLEX TYPE A - MIRRORED							
BUILDING	UNIT NUMBER	SUITE AREA - NIA		BALCONY AREA		TOTAL AREA - NSA	
		SQM	SQFT	SQM	SQFT	SQM	SQFT
B	G01	426.38	4,589.52	146.93	1,581.54	573.31	6,171.06



4-BEDROOM-DUPLEX

TYPE A - UPPER LEVEL



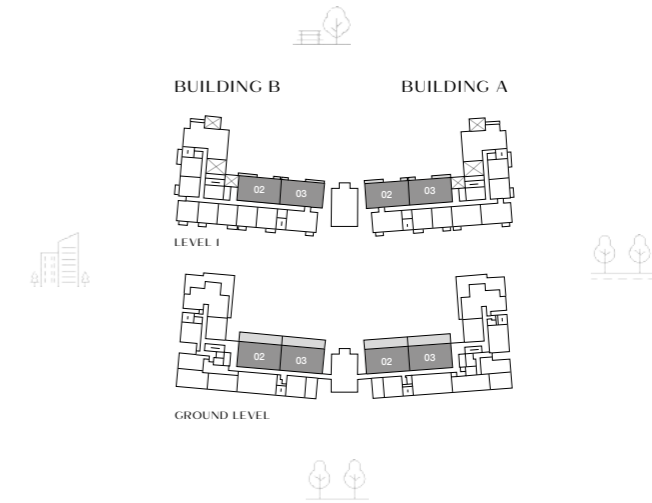
4 BEDROOM DUPLEX TYPE A							
BUILDING	UNIT NUMBER	SUITE AREA - NIA		BALCONY AREA		TOTAL AREA - NSA	
		SQM	SQFT	SQM	SQFT	SQM	SQFT
A	G01	422.56	4,548.39	146.93	1,581.54	569.49	6,129.94

4 BEDROOM DUPLEX TYPE A - MIRRORED							
BUILDING	UNIT NUMBER	SUITE AREA - NIA		BALCONY AREA		TOTAL AREA - NSA	
		SQM	SQFT	SQM	SQFT	SQM	SQFT
B	G01	426.38	4,589.52	146.93	1,581.54	573.31	6,171.06



4-BEDROOM-DUPLEX

TYPE B - LOWER LEVEL



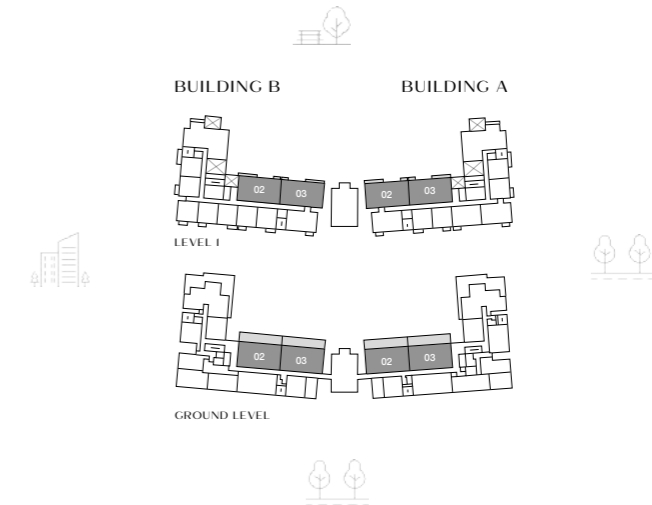
4 BEDROOM DUPLEX TYPE B							
BUILDING	UNIT NUMBER	SUITE AREA - NIA		BALCONY AREA		TOTAL AREA - NSA	
		SQM	SQFT	SQM	SQFT	SQM	SQFT
A	G03	340.72	3,667.48	91.24	982.09	431.96	4,649.58
B	G03	340.72	3,667.48	91.24	982.09	431.96	4,649.58

4 BEDROOM DUPLEX TYPE B- MIRRORED							
BUILDING	UNIT NUMBER	SUITE AREA - NIA		BALCONY AREA		TOTAL AREA - NSA	
		SQM	SQFT	SQM	SQFT	SQM	SQFT
A	G02	340.72	3,667.48	91.24	982.09	431.96	4,649.58
B	G02	340.49	3,665.00	91.24	982.09	431.73	4,647.10



4-BEDROOM-DUPLEX

TYPE B - UPPER LEVEL



4 BEDROOM DUPLEX TYPE B							
BUILDING	UNIT NUMBER	SUITE AREA - NIA		BALCONY AREA		TOTAL AREA - NSA	
		SQM	SQFT	SQM	SQFT	SQM	SQFT
A	G03	340.72	3,667.48	91.24	982.09	431.96	4,649.58
B	G03	340.72	3,667.48	91.24	982.09	431.96	4,649.58

4 BEDROOM DUPLEX TYPE B- MIRRORED							
BUILDING	UNIT NUMBER	SUITE AREA - NIA		BALCONY AREA		TOTAL AREA - NSA	
		SQM	SQFT	SQM	SQFT	SQM	SQFT
A	G02	340.72	3,667.48	91.24	982.09	431.96	4,649.58
B	G02	340.49	3,665.00	91.24	982.09	431.73	4,647.10





CITY WALK

C R E S T L A N E