

# AQUA ARC

BY BNW DEVELOPMENTS

AL MARJAN ISLAND





# FILOSOFÍA DE DISEÑO

## POR EL ARQUITECTO

Influenciada por el impresionante paisaje de Ras Al Khaimah y la majestuosa montaña Jais, el concepto arquitectónico emula las formas orgánicas de picos y valles naturales, integrando sin esfuerzo dos bloques interconectados para esculpir un oasis sereno en forma de valle. El techo del podio, que recuerda a las cavernas de montaña, cuenta con encantadoras aperturas que facilitan instalaciones de agua en cascada y actividades al aire libre. Reflejando el ritmo ondulante de las olas del océano, los balcones armonizan la esencia de la grandeza de la montaña con el atractivo del mar.

Cada edificio cuenta con un vestíbulo de doble altura integrado sin problemas con un paisaje exuberante, fomentando un sentido de armonía y tranquilidad. El pináculo del lujo te espera en los áticos con vistas de 360 grados.

# TU ESCAPADA

## DE LUJO DEFINITIVA

Experimenta el pináculo del lujo en Aqua Arc, situado en el vibrante y emergente centro de la Isla Al Marjan en Ras Al Khaimah. Aqua Arc es una obra maestra arquitectónica única inspirada en el agua, que redefine el estilo de vida de lujo y el ocio supremo, ofreciendo una experiencia inigualable entre paisajes serenos y aguas azules.

Este exquisito santuario ejemplifica un diseño impecable y está concebido para elevar tu estilo de vida, asegurando un viaje extraordinario hacia la elegancia y sofisticación atemporales.







# UN OASIS SERENO

## TE ESPERA

Emprende un viaje donde la dicha costera se encuentra con el lujo contemporáneo en Aqua Arc en la Isla Al Marjan. Aquí, la sofisticación moderna se armoniza con la melodía tranquila del mar. Despierta con las olas acariciando la orilla, disfrutando de vistas panorámicas azuladas desde tu exclusivo santuario en el balcón. Descubre la vida costera refinada en su máxima expresión, donde cada detalle garantiza elegancia y tranquilidad, ofreciendo una experiencia de estilo de vida exquisita.



Acceso a la playa



Senderos para caminar



Área de barbacoa





EL PINÁCULO DE  
LA VIDA DE LUJO





# ELEGANCIA

## INIGUALABLE

Aqua Arc es un santuario donde el lujo se encuentra con la tranquilidad, y cada detalle está diseñado con intención y propósito. Inspiradas por el atractivo atemporal del mar, las residencias cuentan con impresionantes balcones ondulados, que evocan la elegancia de la vida costera. Las unidades premium disponen de piscinas privadas meticulosamente diseñadas en amplias terrazas, ofreciendo retiros exclusivos con vistas panorámicas de aguas azuladas. Aqua Arc redefine el arte de vivir junto al mar, donde cada momento es un homenaje al pináculo de la opulencia.



Vista al mar



Anfiteatro



Piscina en la terraza





DONDE LOS SUEÑOS  
RESIDEN

1 Acceso a la Playa de la Isla Al Marjan

2 Bulevar de la Isla Al Marjan

3 Resort & Spa de la Isla Al Marjan

4 Centro Comercial Al Hamra

5 Club de Golf Al Hamra

6 Hospital Saudí Alemán

7 Wynn Resorts

8 Resort Rixos Bab-al-Bahr

9 Hotel Hampton by Hilton

10 DoubleTree by Hilton Resort & Spa

11 Resort Radisson

12 Resort Mövenpick





# UN PARAÍSO CREADO A LA PERFECCIÓN

Experimenta el pináculo de la vida costera en Aqua Arc, una obra maestra inigualable donde la tranquilidad de la vida junto al mar se encuentra con la vitalidad de la sofisticación urbana, creando un oasis de serenidad en medio de la energía dinámica de los Emiratos. Con su ubicación estratégica y su inigualable atención al detalle, Aqua Arc ofrece una rara oportunidad de abrazar el estilo de vida de lujo por excelencia en uno de los destinos más codiciados del mundo.



Gimnasio Platinum



Área de chapoteo  
para niños



Baño de vapor  
y sauna





INSTALACIONES DE  
PRIMERA CLASE






# SOFISTICACIÓN

## EXQUISITA

Cada elemento de estas residencias extraordinarias está meticulosamente curado para asegurar una combinación perfecta de calidad atemporal y atractivo contemporáneo. Desde el momento en que entras, te recibe una artesanía impecable, acabados lujosos y distribuciones espaciales diseñadas para superar los estándares más exigentes. Sumérgete en un mundo de refinamiento y comodidad sin igual, donde cada detalle ha sido cuidadosamente considerado para elevar tu experiencia de vida.



Vista panorámica



Vida ultralujo



Atención al detalle





INDULGENCIA LUJOSA  
DESBLOQUEADA



# TU PUERTA AL PARAÍSO

Aqua Arc encarna la esencia del lujo refinado en las tranquilas costas de la Isla Al Marjan, Ras Al Khaimah. Cada detalle, meticulosamente elaborado desde las líneas arquitectónicas envolventes hasta los servicios personalizados, irradia una sofisticación y opulencia inigualables. Situado contra el impresionante telón de fondo de la costa virgen de Ras Al Khaimah, Aqua Arc se erige como un faro de elegancia atemporal, invitando a los huéspedes a sumergirse en un mundo donde el lujo trasciende los límites.



Piscina en la azotea



Área recreativa



Paisajismo lujoso



## ANKUR AGGARWAL

Presidente y Fundador

Ankur Aggarwal, contador público y fundador visionario de BnW Developments, ha posicionado rápidamente a la empresa como líder en bienes raíces de lujo con sus prestigiosos proyectos de uso mixto en ubicaciones privilegiadas como Ras Al Khaimah y Dubái. Con un AUM que supera los 15 millones de AED, estos proyectos demuestran el compromiso de Ankur con la excelencia y la innovación. Cada desarrollo fusiona un diseño y calidad de vanguardia con un lujo excepcional, estableciendo nuevos estándares en la industria.

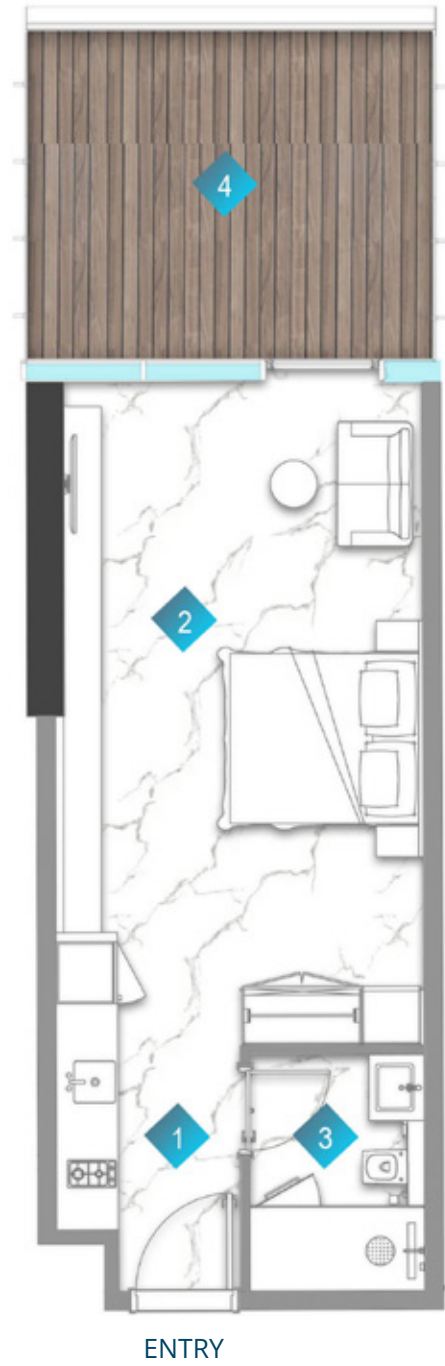


## VIVEK ANAND OBEROI

Director General y Cofundador

Vivek Anand Oberoi, Director General y Co-Fundador de BnW, es celebrado por su carrera multifacética en el cine indio, el emprendimiento y la filantropía. Ha actuado en 47 películas en siete idiomas, y recibió una nominación al Emmy por "Inside Edge". Reconocido por Forbes como uno de los 40 principales filántropos globales, Vivek integra el altruismo en sus estrategias empresariales. A través de su oficina familiar, supervisa múltiples empresas, asegurando la alineación con principios éticos y sostenibles.

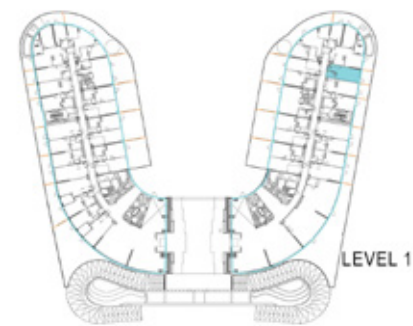
# PLANES DE UNIDAD



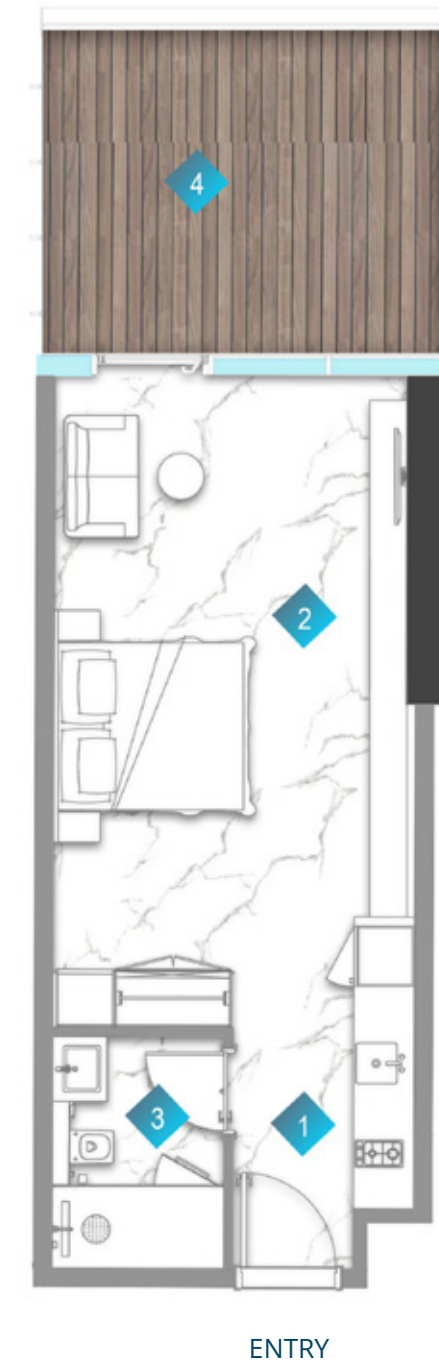
# STUDIO

TYPE 1-UNIT 106A

|   |          |             |
|---|----------|-------------|
| 1 | PANTRY   | 0.6m x 3.0m |
| 2 | STUDIO   | 3.8m x 7.2m |
| 3 | BATHROOM | 1.8m x 2.5m |
| 4 | BALCONY  | 3.3m x 4.0m |



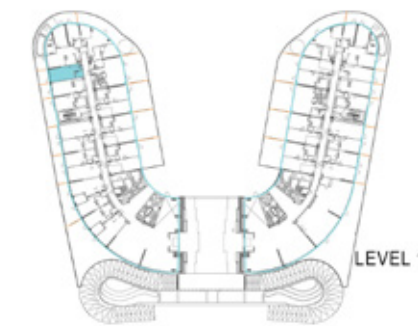
|              |               |
|--------------|---------------|
| Suite Area   | 429.26sq. ft. |
| Balcony Area | 148.97sq. ft. |
| Total Area   | 578.24sq. ft. |



# STUDIO

TYPE 1-UNIT 113B

|   |          |             |
|---|----------|-------------|
| 1 | PANTRY   | 0.6m x 3.0m |
| 2 | STUDIO   | 3.8m x 7.0m |
| 3 | BATHROOM | 1.8m x 2.5m |
| 4 | BALCONY  | 3.3m x 4.0m |



|              |               |
|--------------|---------------|
| Suite Area   | 429.48sq. ft. |
| Balcony Area | 148.97sq. ft. |
| Total Area   | 578.45sq. ft. |



# STUDIO

TYPE 1-UNIT 215B

|   |          |               |
|---|----------|---------------|
| 1 | PANTRY   | 0.6m x 3.0m   |
| 2 | STUDIO   | 3.8m x 7.0m   |
| 3 | BATHROOM | 1.8m x 2.5m   |
| 4 | BALCONY  | MIN.1.1m wide |

|              |               |
|--------------|---------------|
| Suite Area   | 429.37sq. ft. |
| Balcony Area | 113.77sq. ft. |
| Total Area   | 543.15sq. ft. |



# STUDIO

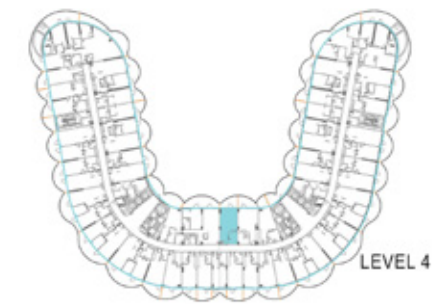
TYPE 1-UNIT 419B

|   |          |               |
|---|----------|---------------|
| 1 | PANTRY   | 0.6m x 3.0m   |
| 2 | STUDIO   | 3.8m x 7.0m   |
| 3 | BATHROOM | 1.8m x 2.5m   |
| 4 | BALCONY  | MIN.1.1m wide |

|              |               |
|--------------|---------------|
| Suite Area   | 429.37sq. ft. |
| Balcony Area | 138.21sq. ft. |
| Total Area   | 567.58sq. ft. |



ENTRY



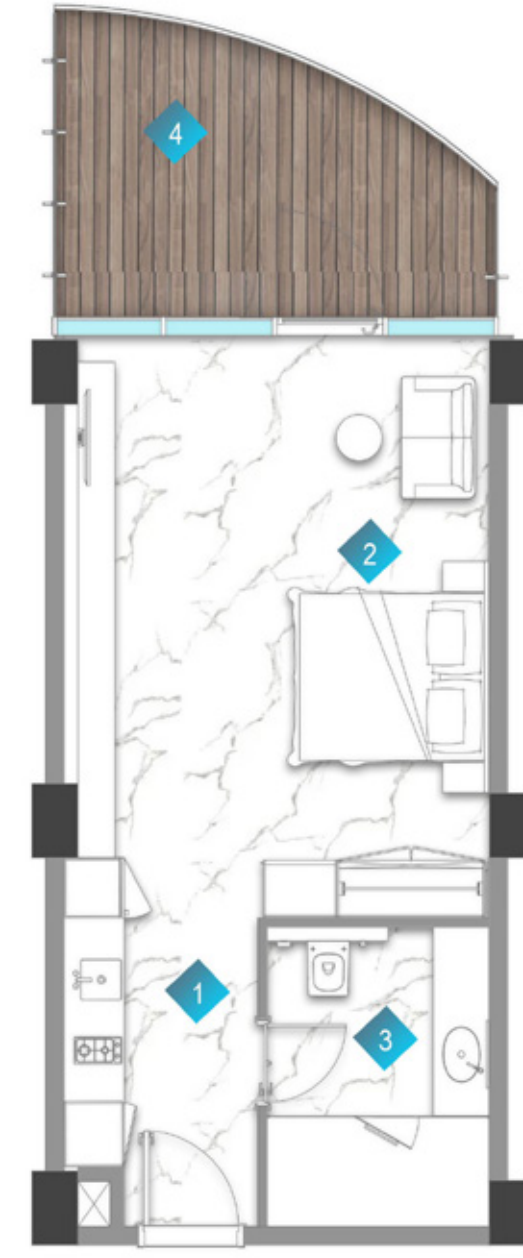
LEVEL 4

# STUDIO

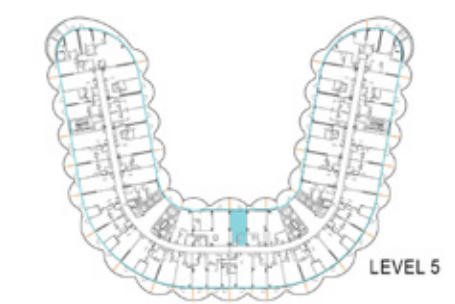
TYPE 2-UNIT 425A

|   |          |               |
|---|----------|---------------|
| 1 | PANTRY   | 0.6m x 3.3m   |
| 2 | STUDIO   | 4.6m x 6.3m   |
| 3 | BATHROOM | 2.4m x 3.4m   |
| 4 | BALCONY  | MIN.1.5m wide |

|              |               |
|--------------|---------------|
| Suite Area   | 505.15sq. ft. |
| Balcony Area | 134.76sq. ft. |
| Total Area   | 639.91sq. ft. |



ENTRY



LEVEL 5

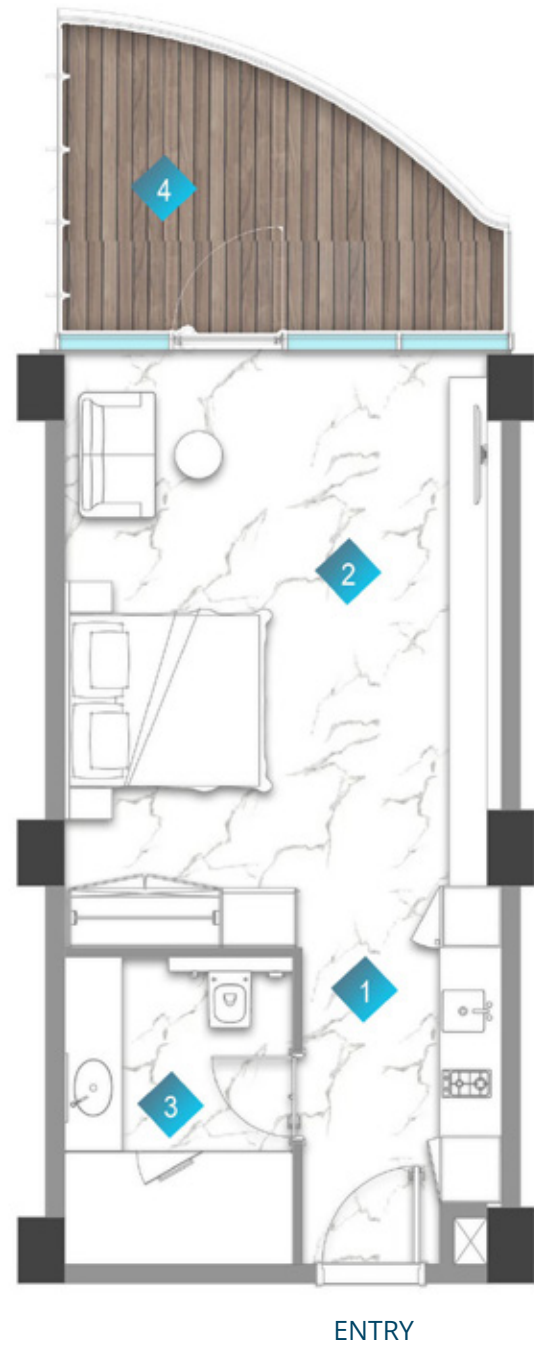
# STUDIO

TYPE 2-UNIT 525A

|   |          |               |
|---|----------|---------------|
| 1 | PANTRY   | 0.6m x 3.3m   |
| 2 | STUDIO   | 4.6m x 6.3m   |
| 3 | BATHROOM | 2.4m x 3.4m   |
| 4 | BALCONY  | MIN.1.4m wide |

|              |               |
|--------------|---------------|
| Suite Area   | 505.04sq. ft. |
| Balcony Area | 145.10sq. ft. |
| Total Area   | 650.14sq. ft. |

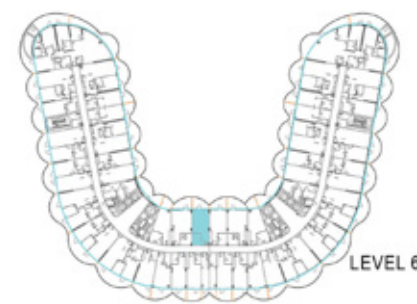
\*All images used for illustrative purposes only and do not represent the actual size, feature specifications, fitting, and furnishing. The developer reserves the right to make revision / alterations, at its absolute discretion, without any liability whatsoever.



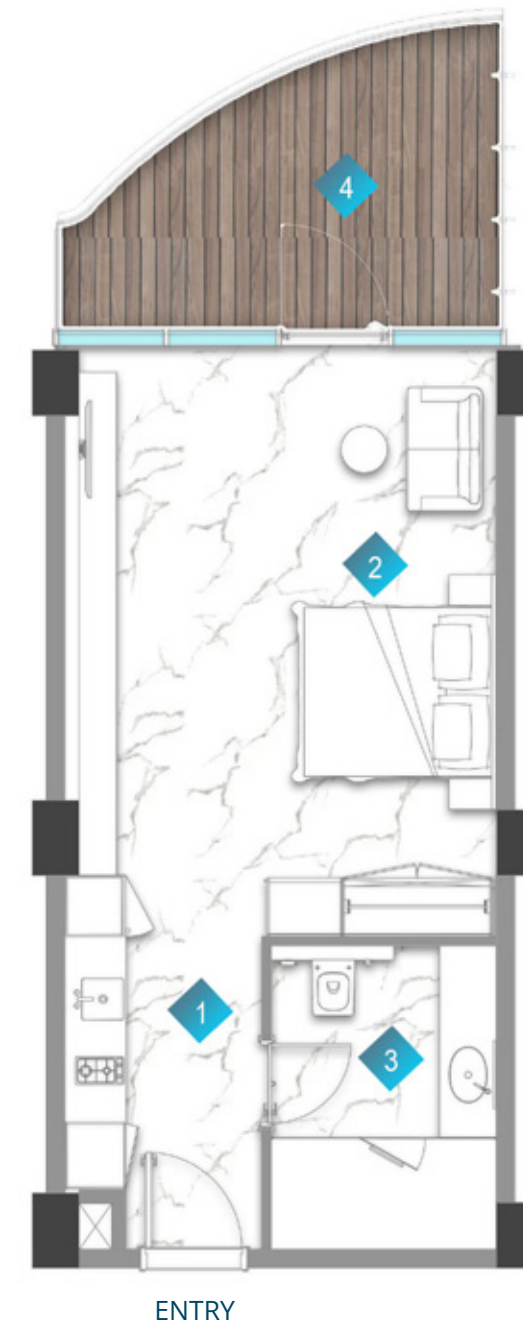
# STUDIO

TYPE 2-UNIT 624C

|   |          |               |
|---|----------|---------------|
| 1 | PANTRY   | 0.6m x 3.3m   |
| 2 | STUDIO   | 4.6m x 6.3m   |
| 3 | BATHROOM | 2.4m x 3.2m   |
| 4 | BALCONY  | MIN.1.5m wide |



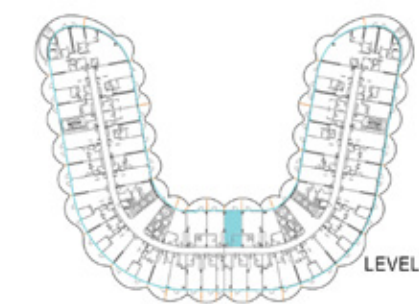
|              |               |
|--------------|---------------|
| Suite Area   | 504.94sq. ft. |
| Balcony Area | 134.87sq. ft. |
| Total Area   | 639.81sq. ft. |



# STUDIO

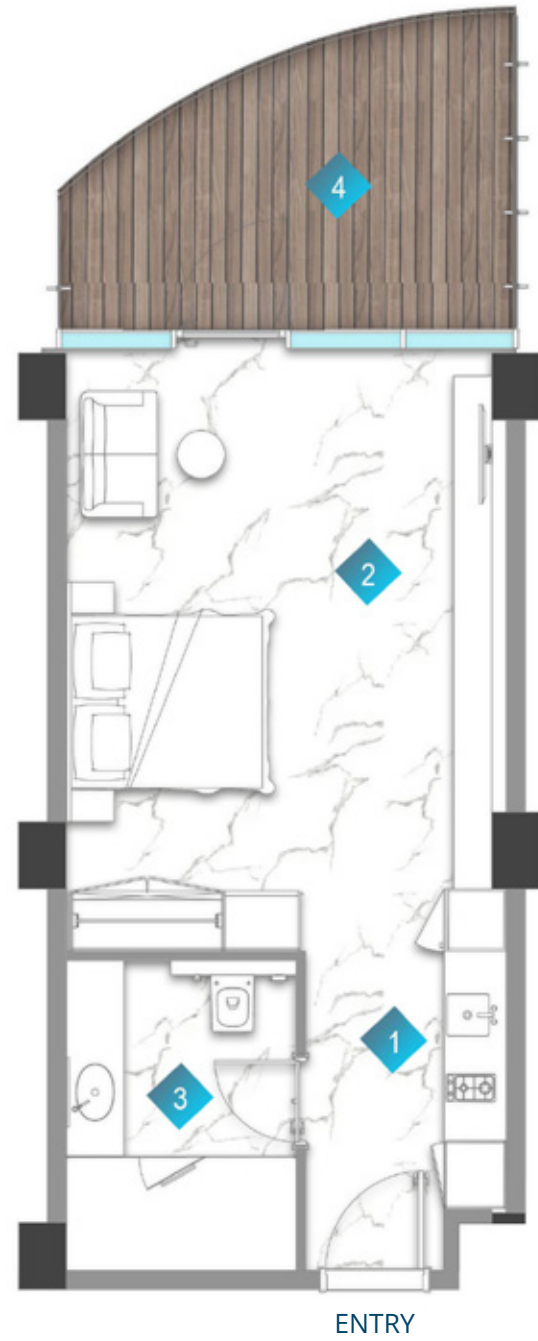
TYPE 2-UNIT 625A

|   |          |               |
|---|----------|---------------|
| 1 | PANTRY   | 0.6m x 3.3m   |
| 2 | STUDIO   | 4.6m x 6.3m   |
| 3 | BATHROOM | 2.4m x 3.4m   |
| 4 | BALCONY  | MIN.1.5m wide |



|              |               |
|--------------|---------------|
| Suite Area   | 504.94sq. ft. |
| Balcony Area | 134.66sq. ft. |
| Total Area   | 639.59sq. ft. |

\*All images used for illustrative purposes only and do not represent the actual size, feature specifications, fitting, and furnishing. The developer reserves the right to make revision / alterations, at its absolute discretion, without any liability whatsoever.



# STUDIO

TYPE 2-UNIT 724C

|   |          |               |
|---|----------|---------------|
| 1 | PANTRY   | 0.6m x 3.3m   |
| 2 | STUDIO   | 4.6m x 6.3m   |
| 3 | BATHROOM | 2.4m x 3.4m   |
| 4 | BALCONY  | MIN.1.4m wide |

|                   |                      |
|-------------------|----------------------|
| Suite Area        | 506.33sq. ft.        |
| Balcony Area      | 141.98sq. ft.        |
| <b>Total Area</b> | <b>648.31sq. ft.</b> |

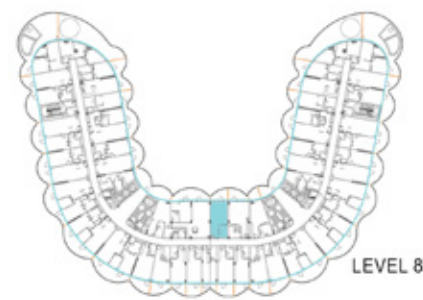
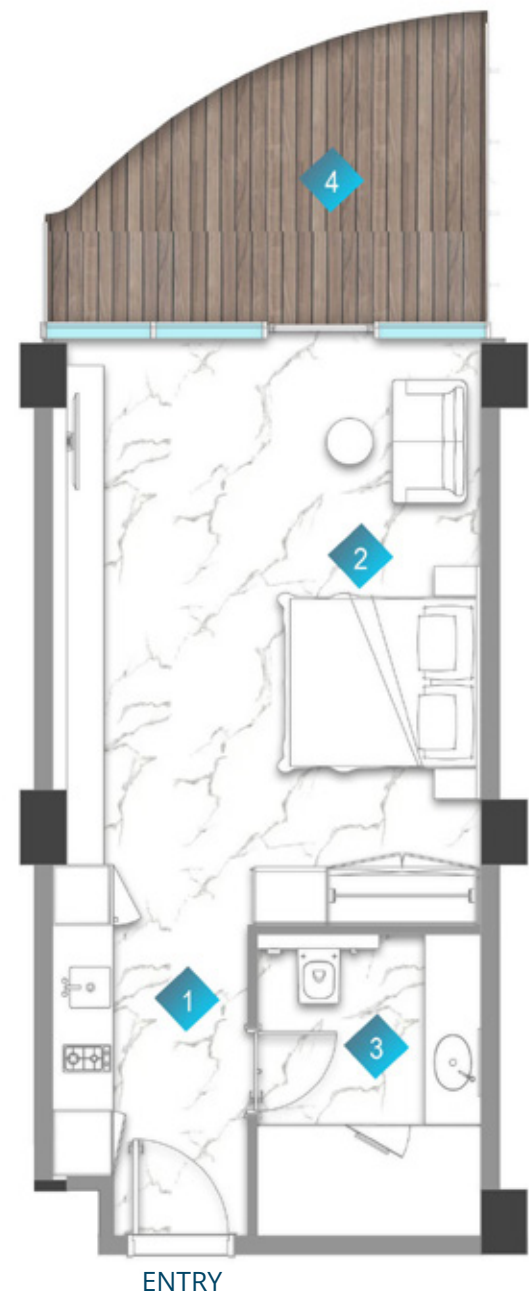


# STUDIO

TYPE 2-UNIT 725A

|   |          |               |
|---|----------|---------------|
| 1 | PANTRY   | 0.6m x 3.3m   |
| 2 | STUDIO   | 4.6m x 6.3m   |
| 3 | BATHROOM | 2.4m x 3.4m   |
| 4 | BALCONY  | MIN.1.4m wide |

|                   |                      |
|-------------------|----------------------|
| Suite Area        | 505.15sq. ft.        |
| Balcony Area      | 141.98sq. ft.        |
| <b>Total Area</b> | <b>647.13sq. ft.</b> |

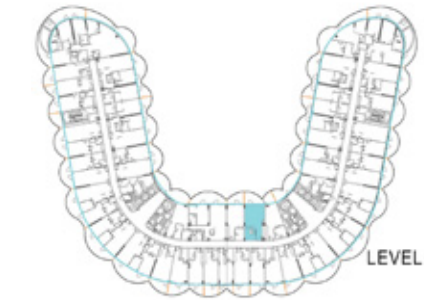
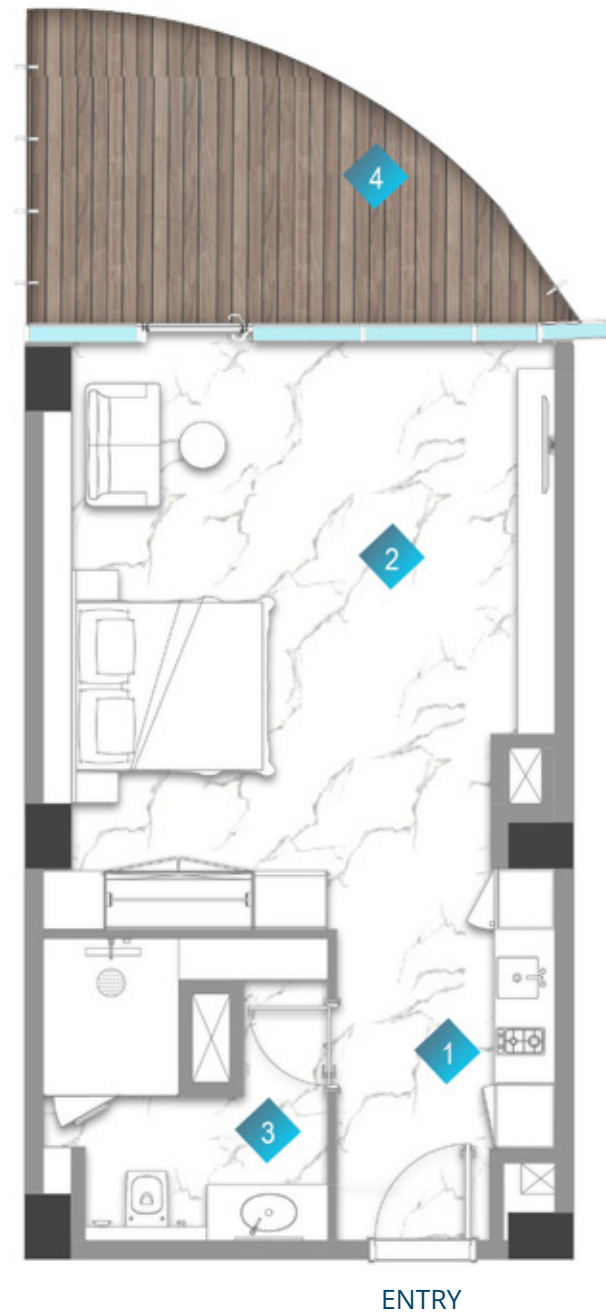


# STUDIO

TYPE 2 - UNIT 823A

|   |          |               |
|---|----------|---------------|
| 1 | PANTRY   | 0.6m x 3.3m   |
| 2 | STUDIO   | 4.6m x 6.3m   |
| 3 | BATHROOM | 2.4m x 3.4m   |
| 4 | BALCONY  | MIN.1.1m wide |

|              |               |
|--------------|---------------|
| Suite Area   | 505.04sq. ft. |
| Balcony Area | 133.36sq. ft. |
| Total Area   | 638.41sq. ft. |



# STUDIO

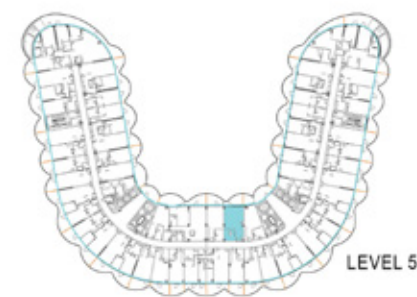
TYPE 3 - UNIT 425B

|   |          |             |
|---|----------|-------------|
| 1 | PANTRY   | 0.7m x 3.0m |
| 2 | STUDIO   | 5.4m x 6.3m |
| 3 | BATHROOM | 3.0m x 3.4m |
| 4 | BALCONY  | Varies      |

|              |               |
|--------------|---------------|
| Suite Area   | 573.61sq. ft. |
| Balcony Area | 158.01sq. ft. |
| Total Area   | 731.62sq. ft. |



ENTRY



LEVEL 5

# STUDIO

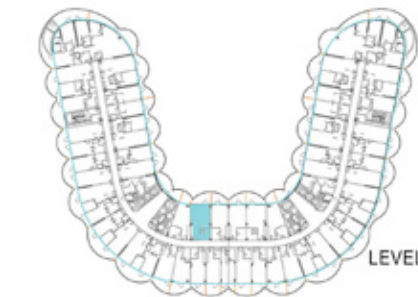
TYPE 3-UNIT 525B

|   |          |               |
|---|----------|---------------|
| 1 | PANTRY   | 0.7m x 3.0m   |
| 2 | STUDIO   | 5.4m x 6.3m   |
| 3 | BATHROOM | 3.0m x 3.4m   |
| 4 | BALCONY  | MIN.1.1m wide |

|              |               |
|--------------|---------------|
| Suite Area   | 574.47sq. ft. |
| Balcony Area | 146.28sq. ft. |
| Total Area   | 720.75sq. ft. |



ENTRY



LEVEL 6

# STUDIO

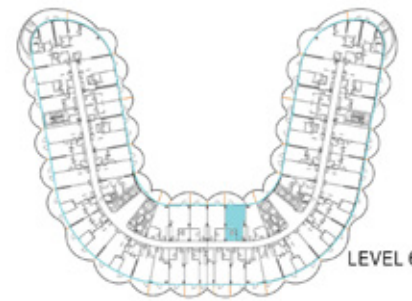
TYPE 3-UNIT 624B

|   |          |             |
|---|----------|-------------|
| 1 | PANTRY   | 0.7m x 3.0m |
| 2 | STUDIO   | 5.4m x 6.3m |
| 3 | BATHROOM | 3.0m x 3.4m |
| 4 | BALCONY  | Varies      |

|              |               |
|--------------|---------------|
| Suite Area   | 574.47sq. ft. |
| Balcony Area | 158.01sq. ft. |
| Total Area   | 732.48sq. ft. |



ENTRY



LEVEL 6

# STUDIO

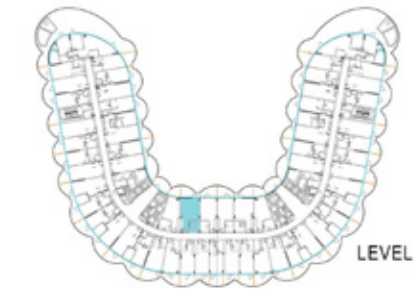
TYPE 3-UNIT 625B

|   |          |             |
|---|----------|-------------|
| 1 | PANTRY   | 0.7m x 3.0m |
| 2 | STUDIO   | 5.4m x 6.3m |
| 3 | BATHROOM | 3.0m x 3.4m |
| 4 | BALCONY  | Varies      |

|              |               |
|--------------|---------------|
| Suite Area   | 574.47sq. ft. |
| Balcony Area | 158.12sq. ft. |
| Total Area   | 732.59sq. ft. |



ENTRY



LEVEL 7

# STUDIO

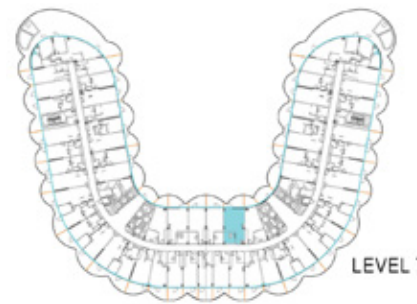
TYPE 3-UNIT 724B

|   |          |               |
|---|----------|---------------|
| 1 | PANTRY   | 0.7m x 3.0m   |
| 2 | STUDIO   | 5.4m x 6.3m   |
| 3 | BATHROOM | 3.0m x 3.2m   |
| 4 | BALCONY  | MIN.1.1m wide |

|              |               |
|--------------|---------------|
| Suite Area   | 575.87sq. ft. |
| Balcony Area | 142.51sq. ft. |
| Total Area   | 718.38sq. ft. |



ENTRY



LEVEL 7

# STUDIO

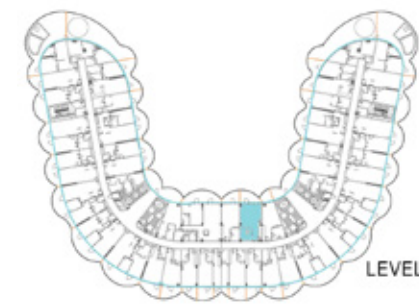
TYPE 3-UNIT 725B

|   |          |               |
|---|----------|---------------|
| 1 | PANTRY   | 0.7m x 3.0m   |
| 2 | STUDIO   | 5.4m x 6.3m   |
| 3 | BATHROOM | 3.0m x 3.4m   |
| 4 | BALCONY  | MIN.1.1m wide |

|              |               |
|--------------|---------------|
| Suite Area   | 574.36sq. ft. |
| Balcony Area | 142.62sq. ft. |
| Total Area   | 716.98sq. ft. |



ENTRY



LEVEL 8

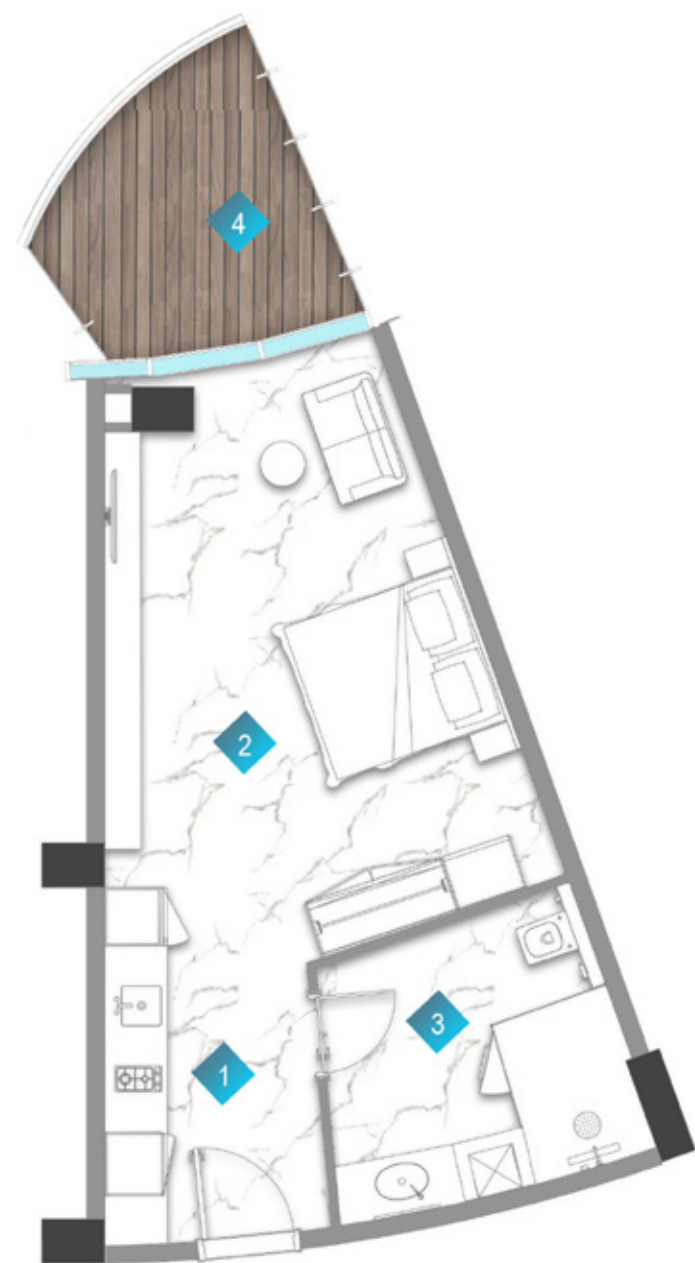
# STUDIO

TYPE 3-UNIT 823B

|   |          |             |
|---|----------|-------------|
| 1 | PANTRY   | 0.7m x 3.0m |
| 2 | STUDIO   | 5.4m x 6.3m |
| 3 | BATHROOM | 3.0m x 3.4m |
| 4 | BALCONY  | Varies      |

|              |               |
|--------------|---------------|
| Suite Area   | 574.47sq. ft. |
| Balcony Area | 156.51sq. ft. |
| Total Area   | 730.98sq. ft. |

\*All images used for illustrative purposes only and do not represent the actual size, feature specifications, fitting, and furnishing. The developer reserves the right to make revision / alterations, at its absolute discretion, without any liability whatsoever.

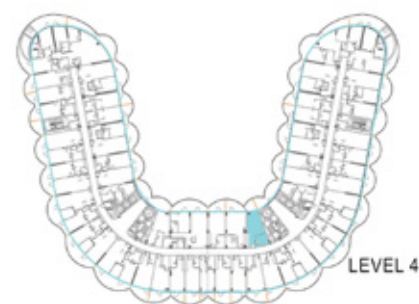


ENTRY

# STUDIO

TYPE 4-UNIT 425C

|   |          |               |
|---|----------|---------------|
| 1 | PANTRY   | 0.7m x 3.9m   |
| 2 | STUDIO   | 5.0m x 6.4m   |
| 3 | BATHROOM | 2.5m x 3.0m   |
| 4 | BALCONY  | MIN.1.5m wide |



LEVEL 4

|              |               |
|--------------|---------------|
| Suite Area   | 501.81sq. ft. |
| Balcony Area | 87.83sq. ft.  |
| Total Area   | 589.65sq. ft. |

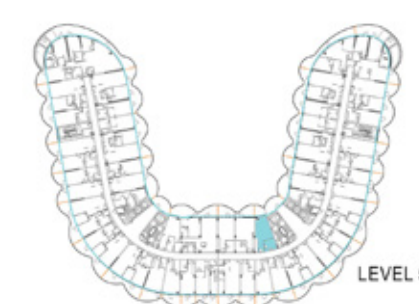


ENTRY

# STUDIO

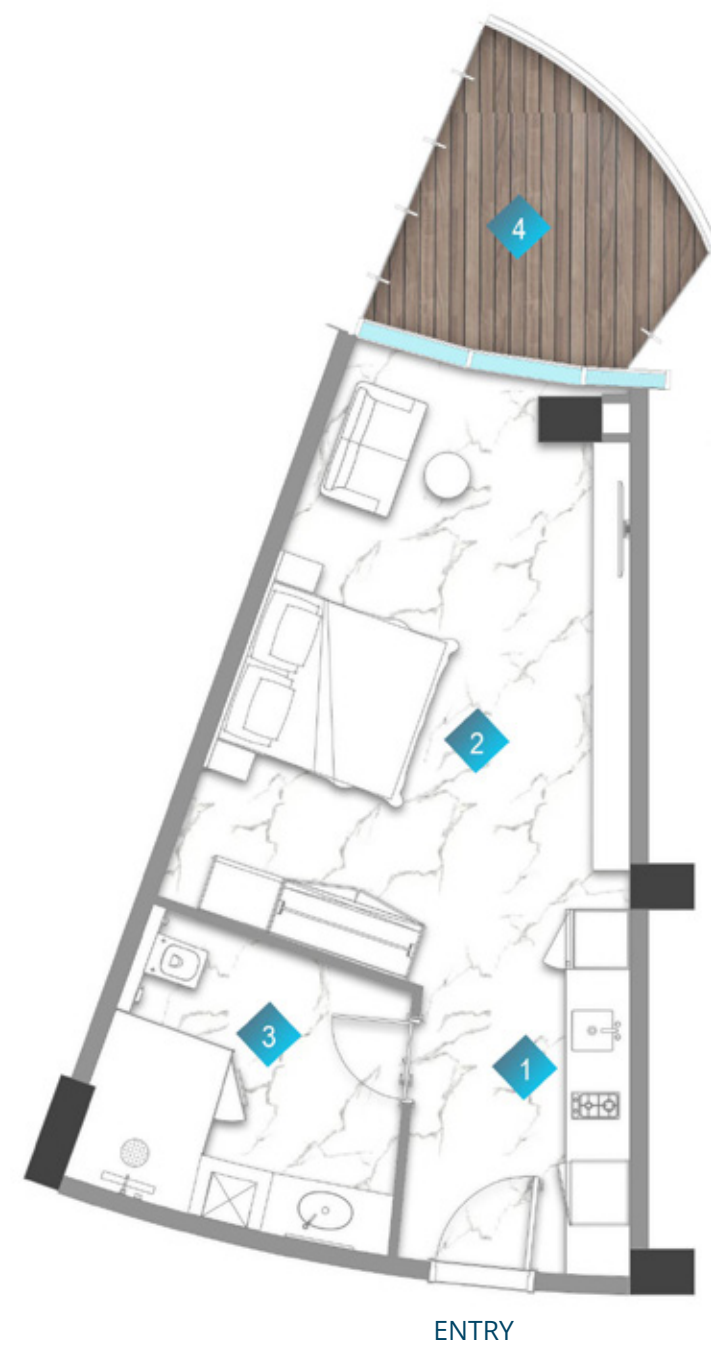
TYPE 4-UNIT 525C

|   |          |               |
|---|----------|---------------|
| 1 | PANTRY   | 0.7m x 3.9m   |
| 2 | STUDIO   | 5.0m x 6.4m   |
| 3 | BATHROOM | 2.5m x 3.1m   |
| 4 | BALCONY  | MIN.1.9m wide |



LEVEL 5

|              |               |
|--------------|---------------|
| Suite Area   | 500.74sq. ft. |
| Balcony Area | 94.61sq. ft.  |
| Total Area   | 595.35sq. ft. |

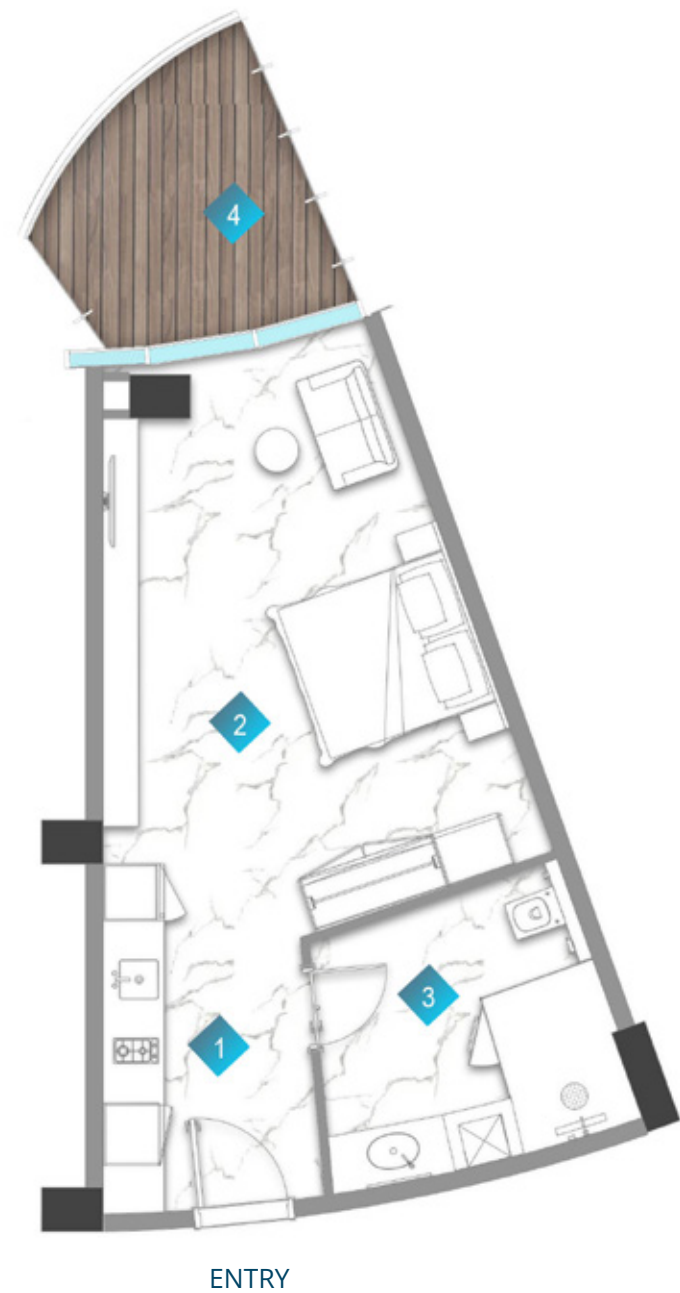


# STUDIO

TYPE 4-UNIT 624A

|   |          |               |
|---|----------|---------------|
| 1 | PANTRY   | 0.7m x 3.9m   |
| 2 | STUDIO   | 5.0m x 6.4m   |
| 3 | BATHROOM | 2.9m x 2.3m   |
| 4 | BALCONY  | MIN.1.3m wide |

|              |               |
|--------------|---------------|
| Suite Area   | 500.84sq. ft. |
| Balcony Area | 91.60sq. ft.  |
| Total Area   | 592.45sq. ft. |



# STUDIO

TYPE 4-UNIT 625C

|   |          |               |
|---|----------|---------------|
| 1 | PANTRY   | 0.7m x 3.9m   |
| 2 | STUDIO   | 5.0m x 6.4m   |
| 3 | BATHROOM | 2.5m x 3.0m   |
| 4 | BALCONY  | MIN.1.5m wide |

|              |               |
|--------------|---------------|
| Suite Area   | 500.74sq. ft. |
| Balcony Area | 91.60sq. ft.  |
| Total Area   | 592.34sq. ft. |



# STUDIO

TYPE 4-UNIT 724A

|   |          |             |
|---|----------|-------------|
| 1 | PANTRY   | 0.7m x 3.9m |
| 2 | STUDIO   | 5.0m x 6.4m |
| 3 | BATHROOM | 2.9m x 2.3m |
| 4 | BALCONY  | Varies      |

|              |               |
|--------------|---------------|
| Suite Area   | 500.84sq. ft. |
| Balcony Area | 101.07sq. ft. |
| Total Area   | 601.92sq. ft. |

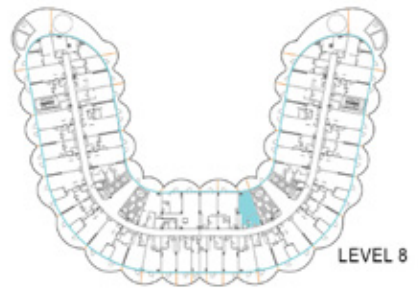
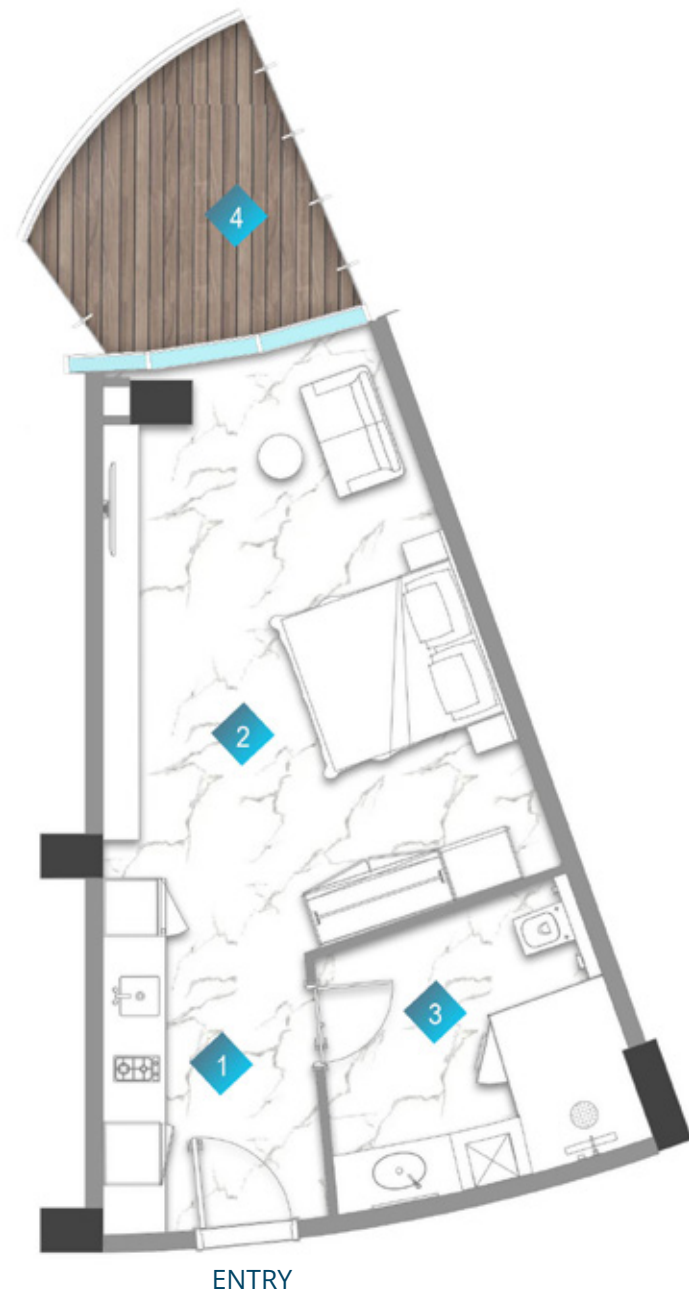


# STUDIO

TYPE 4 -UNIT 725C

|   |          |             |
|---|----------|-------------|
| 1 | PANTRY   | 0.7m x 3.9m |
| 2 | STUDIO   | 5.0m x 6.4m |
| 3 | BATHROOM | 2.5m x 3.0m |
| 4 | BALCONY  | Varies      |

|              |               |
|--------------|---------------|
| Suite Area   | 500.74sq. ft. |
| Balcony Area | 100.97sq. ft. |
| Total Area   | 601.70sq. ft. |

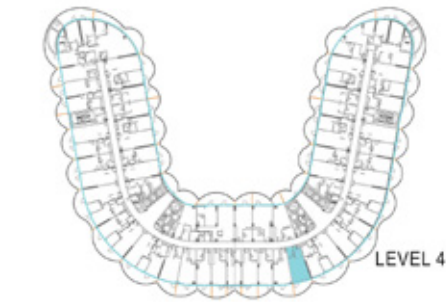


# STUDIO

TYPE 4 - UNIT 823C

|   |          |               |
|---|----------|---------------|
| 1 | PANTRY   | 0.7m x 3.9m   |
| 2 | STUDIO   | 5.0m x 6.4m   |
| 3 | BATHROOM | 2.5m x 3.0m   |
| 4 | BALCONY  | MIN.1.5m wide |

|              |               |
|--------------|---------------|
| Suite Area   | 500.74sq. ft. |
| Balcony Area | 93.32sq. ft.  |
| Total Area   | 594.06sq. ft. |



# STUDIO

TYPE 5 - UNIT 411A

|   |          |               |
|---|----------|---------------|
| 1 | PANTRY   | 0.6m x 2.7m   |
| 2 | STUDIO   | 4.4m x 6.6m   |
| 3 | BATHROOM | 1.7m x 2.6m   |
| 4 | BALCONY  | MIN.1.1m wide |

|              |               |
|--------------|---------------|
| Suite Area   | 478.13sq. ft. |
| Balcony Area | 154.03sq. ft. |
| Total Area   | 632.16sq. ft. |

\*All images used for illustrative purposes only and do not represent the actual size, feature specifications, fitting, and furnishing. The developer reserves the right to make revision / alterations, at its absolute discretion, without any liability whatsoever.

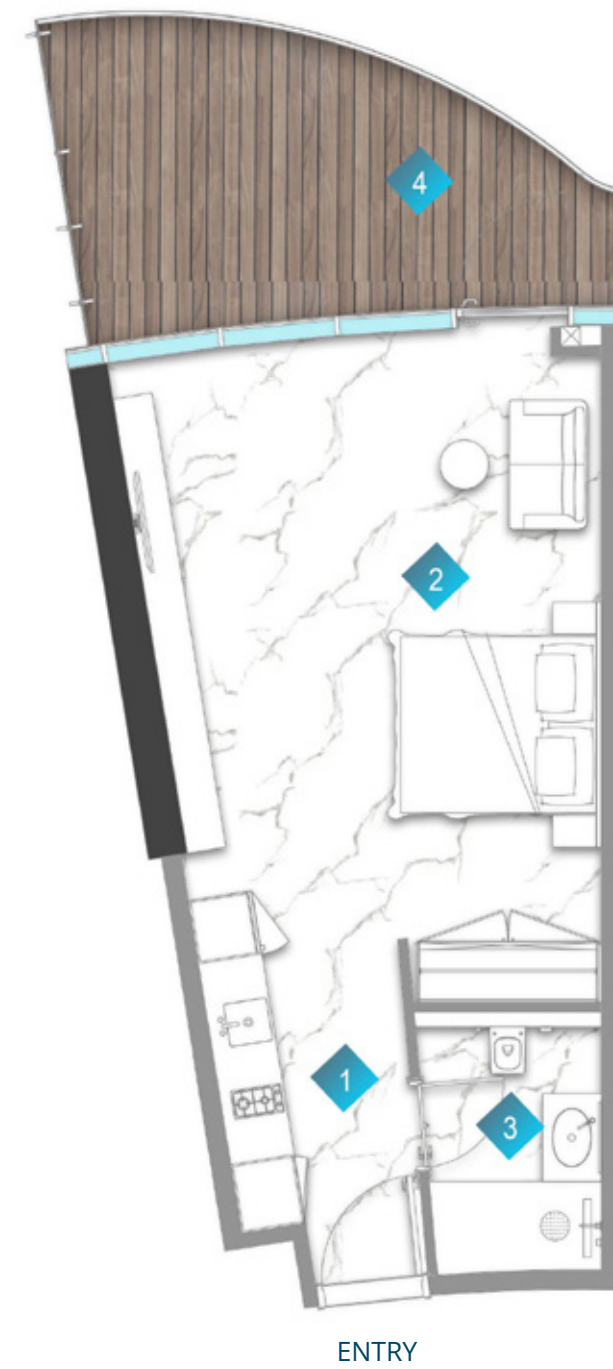


# STUDIO

TYPE 5-UNIT 413C

|   |          |               |
|---|----------|---------------|
| 1 | PANTRY   | 0.6m x 2.7m   |
| 2 | STUDIO   | 4.5m x 6.6m   |
| 3 | BATHROOM | 1.6m x 2.6m   |
| 4 | BALCONY  | MIN.1.1m wide |

|              |               |
|--------------|---------------|
| Suite Area   | 478.13sq. ft. |
| Balcony Area | 154.14sq. ft. |
| Total Area   | 632.27sq. ft. |



# STUDIO

TYPE 5-UNIT 511A

|   |          |               |
|---|----------|---------------|
| 1 | PANTRY   | 0.6m x 2.7m   |
| 2 | STUDIO   | 4.4m x 6.6m   |
| 3 | BATHROOM | 1.7m x 2.6m   |
| 4 | BALCONY  | MIN.1.1m wide |

|              |               |
|--------------|---------------|
| Suite Area   | 478.13sq. ft. |
| Balcony Area | 162.86sq. ft. |
| Total Area   | 640.99sq. ft. |



# STUDIO

TYPE 5-UNIT 513C

|   |          |               |
|---|----------|---------------|
| 1 | PANTRY   | 0.6m x 2.7m   |
| 2 | STUDIO   | 4.5m x 6.6m   |
| 3 | BATHROOM | 1.6m x 2.6m   |
| 4 | BALCONY  | MIN.1.1m wide |

|              |               |
|--------------|---------------|
| Suite Area   | 478.13sq. ft. |
| Balcony Area | 162.86sq. ft. |
| Total Area   | 640.99sq. ft. |



# STUDIO

TYPE 5-UNIT 611A

|   |          |               |
|---|----------|---------------|
| 1 | PANTRY   | 0.6m x 2.7m   |
| 2 | STUDIO   | 4.4m x 6.6m   |
| 3 | BATHROOM | 1.7m x 2.6m   |
| 4 | BALCONY  | MIN.1.1m wide |

|              |               |
|--------------|---------------|
| Suite Area   | 478.13sq. ft. |
| Balcony Area | 154.03sq. ft. |
| Total Area   | 632.16sq. ft. |

\*All images used for illustrative purposes only and do not represent the actual size, feature specifications, fitting, and furnishing. The developer reserves the right to make revision / alterations, at its absolute discretion, without any liability whatsoever.



# STUDIO

TYPE 5-UNIT 613C

|   |          |               |
|---|----------|---------------|
| 1 | PANTRY   | 0.6m x 2.7m   |
| 2 | STUDIO   | 4.5m x 6.6m   |
| 3 | BATHROOM | 1.6m x 2.6m   |
| 4 | BALCONY  | MIN.1.1m wide |

|              |               |
|--------------|---------------|
| Suite Area   | 478.03sq. ft. |
| Balcony Area | 154.03sq. ft. |
| Total Area   | 632.06sq. ft. |

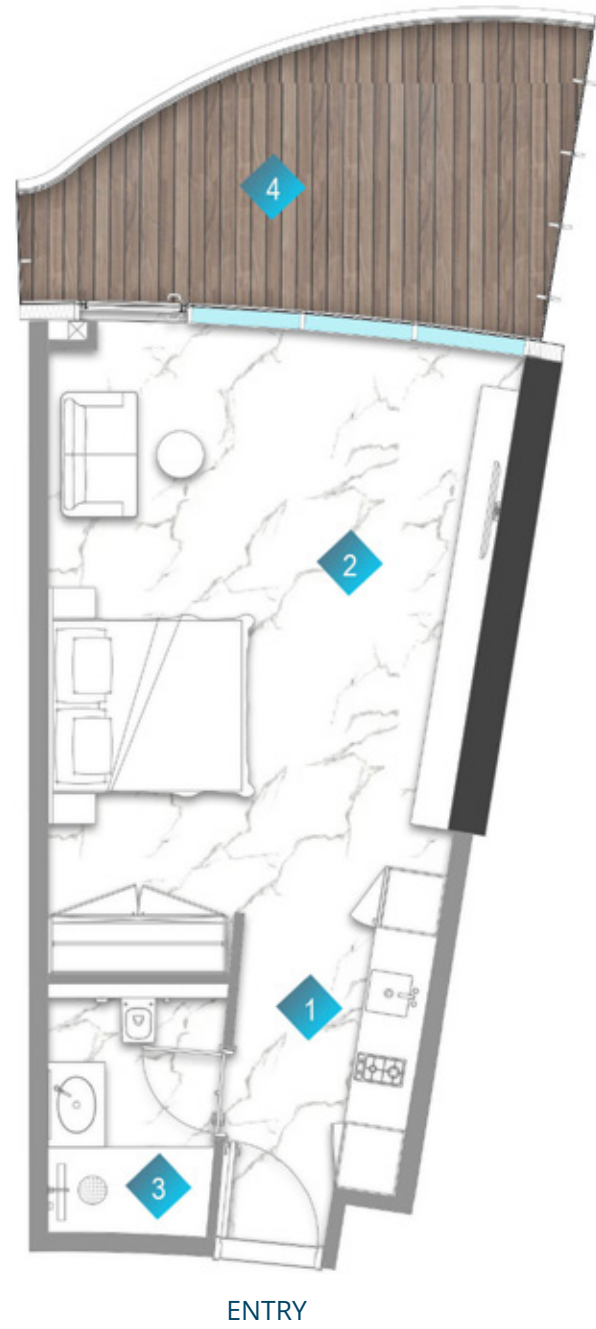


# STUDIO

TYPE 5-UNIT 711A

|   |          |               |
|---|----------|---------------|
| 1 | PANTRY   | 0.6m x 2.7m   |
| 2 | STUDIO   | 4.9m x 6.6m   |
| 3 | BATHROOM | 1.6m x 2.6m   |
| 4 | BALCONY  | MIN.1.1m wide |

|              |               |
|--------------|---------------|
| Suite Area   | 478.13sq. ft. |
| Balcony Area | 162.86sq. ft. |
| Total Area   | 640.99sq. ft. |



# STUDIO

TYPE 5 - UNIT 713C

|   |          |               |
|---|----------|---------------|
| 1 | PANTRY   | 0.6m x 2.7m   |
| 2 | STUDIO   | 4.9m x 6.6m   |
| 3 | BATHROOM | 1.6m x 2.6m   |
| 4 | BALCONY  | MIN.1.1m wide |

|              |               |
|--------------|---------------|
| Suite Area   | 478.03sq. ft. |
| Balcony Area | 162.86sq. ft. |
| Total Area   | 640.88sq. ft. |



# STUDIO

TYPE 5 - UNIT 810A

|   |          |               |
|---|----------|---------------|
| 1 | PANTRY   | 0.6m x 2.7m   |
| 2 | STUDIO   | 4.9m x 6.6m   |
| 3 | BATHROOM | 1.6m x 2.6m   |
| 4 | BALCONY  | MIN.1.1m wide |

|              |               |
|--------------|---------------|
| Suite Area   | 478.13sq. ft. |
| Balcony Area | 162.86sq. ft. |
| Total Area   | 640.99sq. ft. |



# STUDIO

TYPE 5 - UNIT 812C

|   |          |               |
|---|----------|---------------|
| 1 | PANTRY   | 0.6m x 2.7m   |
| 2 | STUDIO   | 4.9m x 6.6m   |
| 3 | BATHROOM | 1.6m x 2.6m   |
| 4 | BALCONY  | MIN.1.1m wide |

|              |               |
|--------------|---------------|
| Suite Area   | 478.03sq. ft. |
| Balcony Area | 162.86sq. ft. |
| Total Area   | 640.88sq. ft. |



# STUDIO

TYPE 5 - UNIT 910C

|   |          |               |
|---|----------|---------------|
| 1 | PANTRY   | 0.6m x 2.7m   |
| 2 | STUDIO   | 4.9m x 6.6m   |
| 3 | BATHROOM | 1.7m x 2.6m   |
| 4 | BALCONY  | MIN.1.1m wide |

|              |               |
|--------------|---------------|
| Suite Area   | 477.81sq. ft. |
| Balcony Area | 160.71sq. ft. |
| Total Area   | 638.52sq. ft. |



# STUDIO

TYPE 6-UNIT 411B

|   |          |               |
|---|----------|---------------|
| 1 | PANTRY   | 0.5m x 2.6m   |
| 2 | STUDIO   | 5.1m x 6.2m   |
| 3 | BATHROOM | 1.5m x 2.6m   |
| 4 | BALCONY  | MIN.1.2m wide |

|              |               |
|--------------|---------------|
| Suite Area   | 458.97sq. ft. |
| Balcony Area | 165.76sq. ft. |
| Total Area   | 624.74sq. ft. |



# STUDIO

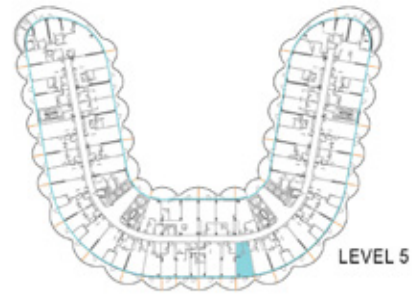
TYPE 6-UNIT 413B

|   |          |               |
|---|----------|---------------|
| 1 | PANTRY   | 0.5m x 2.6m   |
| 2 | STUDIO   | 5.0m x 6.2m   |
| 3 | BATHROOM | 1.5m x 2.6m   |
| 4 | BALCONY  | MIN.1.1m wide |

|              |               |
|--------------|---------------|
| Suite Area   | 458.87sq. ft. |
| Balcony Area | 169.10sq. ft. |
| Total Area   | 627.97sq. ft. |



ENTRY



# STUDIO

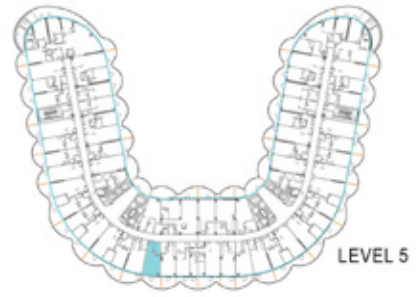
TYPE 6-UNIT 511B

|   |          |               |
|---|----------|---------------|
| 1 | PANTRY   | 0.5m x 2.6m   |
| 2 | STUDIO   | 5.1m x 6.2m   |
| 3 | BATHROOM | 1.5m x 2.6m   |
| 4 | BALCONY  | MIN.1.1m wide |

|              |               |
|--------------|---------------|
| Suite Area   | 458.87sq. ft. |
| Balcony Area | 145.21sq. ft. |
| Total Area   | 604.07sq. ft. |



ENTRY



# STUDIO

TYPE 6-UNIT 513B

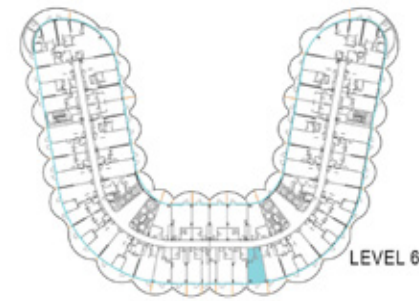
|   |          |               |
|---|----------|---------------|
| 1 | PANTRY   | 0.6m x 2.6m   |
| 2 | STUDIO   | 5.0m x 6.2m   |
| 3 | BATHROOM | 1.8m x 2.6m   |
| 4 | BALCONY  | MIN.1.1m wide |

|              |               |
|--------------|---------------|
| Suite Area   | 458.87sq. ft. |
| Balcony Area | 154.14sq. ft. |
| Total Area   | 613.00sq. ft. |

\*All images used for illustrative purposes only and do not represent the actual size, feature specifications, fitting, and furnishing. The developer reserves the right to make revision / alterations, at its absolute discretion, without any liability whatsoever.



ENTRY



LEVEL 6

# STUDIO

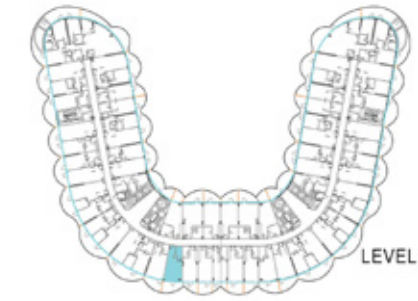
TYPE 6-UNIT 611B

|   |          |               |
|---|----------|---------------|
| 1 | PANTRY   | 0.5m x 2.6m   |
| 2 | STUDIO   | 5.1m x 6.2m   |
| 3 | BATHROOM | 1.5m x 2.6m   |
| 4 | BALCONY  | MIN.1.2m wide |

|              |               |
|--------------|---------------|
| Suite Area   | 458.22sq. ft. |
| Balcony Area | 165.66sq. ft. |
| Total Area   | 623.88sq. ft. |



ENTRY



LEVEL 6

# STUDIO

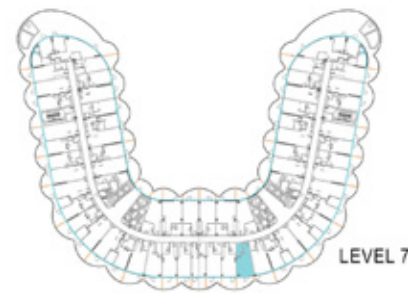
TYPE 6-UNIT 613B

|   |          |               |
|---|----------|---------------|
| 1 | PANTRY   | 0.5m x 2.6m   |
| 2 | STUDIO   | 5.0m x 6.2m   |
| 3 | BATHROOM | 1.5m x 2.6m   |
| 4 | BALCONY  | MIN.1.1m wide |

|              |               |
|--------------|---------------|
| Suite Area   | 458.22sq. ft. |
| Balcony Area | 169.10sq. ft. |
| Total Area   | 627.32sq. ft. |



ENTRY



# STUDIO

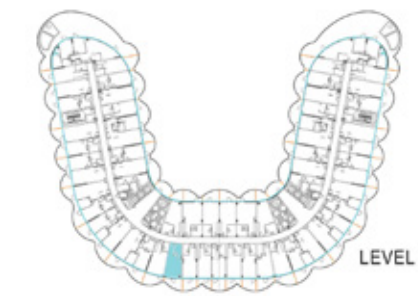
TYPE 6-UNIT 711B

|   |          |               |
|---|----------|---------------|
| 1 | PANTRY   | 0.5m x 2.6m   |
| 2 | STUDIO   | 4.9m x 6.2m   |
| 3 | BATHROOM | 1.5m x 3.9m   |
| 4 | BALCONY  | MIN.1.1m wide |

|              |               |
|--------------|---------------|
| Suite Area   | 458.22sq. ft. |
| Balcony Area | 145.21sq. ft. |
| Total Area   | 603.42sq. ft. |



ENTRY



# STUDIO

TYPE 6-UNIT 713B

|   |          |               |
|---|----------|---------------|
| 1 | PANTRY   | 0.5m x 2.6m   |
| 2 | STUDIO   | 4.9m x 6.2m   |
| 3 | BATHROOM | 1.5m x 2.6m   |
| 4 | BALCONY  | MIN.1.1m wide |

|              |               |
|--------------|---------------|
| Suite Area   | 458.22sq. ft. |
| Balcony Area | 145.21sq. ft. |
| Total Area   | 603.42sq. ft. |



# STUDIO

TYPE 6-UNIT 810B

|   |          |               |
|---|----------|---------------|
| 1 | PANTRY   | 0.5m x 2.6m   |
| 2 | STUDIO   | 4.9m x 6.2m   |
| 3 | BATHROOM | 1.5m x 2.6m   |
| 4 | BALCONY  | MIN.1.2m wide |

|              |               |
|--------------|---------------|
| Suite Area   | 458.22sq. ft. |
| Balcony Area | 156.72sq. ft. |
| Total Area   | 614.94sq. ft. |



# STUDIO

TYPE 6-UNIT 812B

|   |          |               |
|---|----------|---------------|
| 1 | PANTRY   | 0.6m x 2.6m   |
| 2 | STUDIO   | 4.9m x 6.2m   |
| 3 | BATHROOM | 1.5m x 2.6m   |
| 4 | BALCONY  | MIN.1.1m wide |

|              |               |
|--------------|---------------|
| Suite Area   | 458.22sq. ft. |
| Balcony Area | 160.06sq. ft. |
| Total Area   | 618.28sq. ft. |

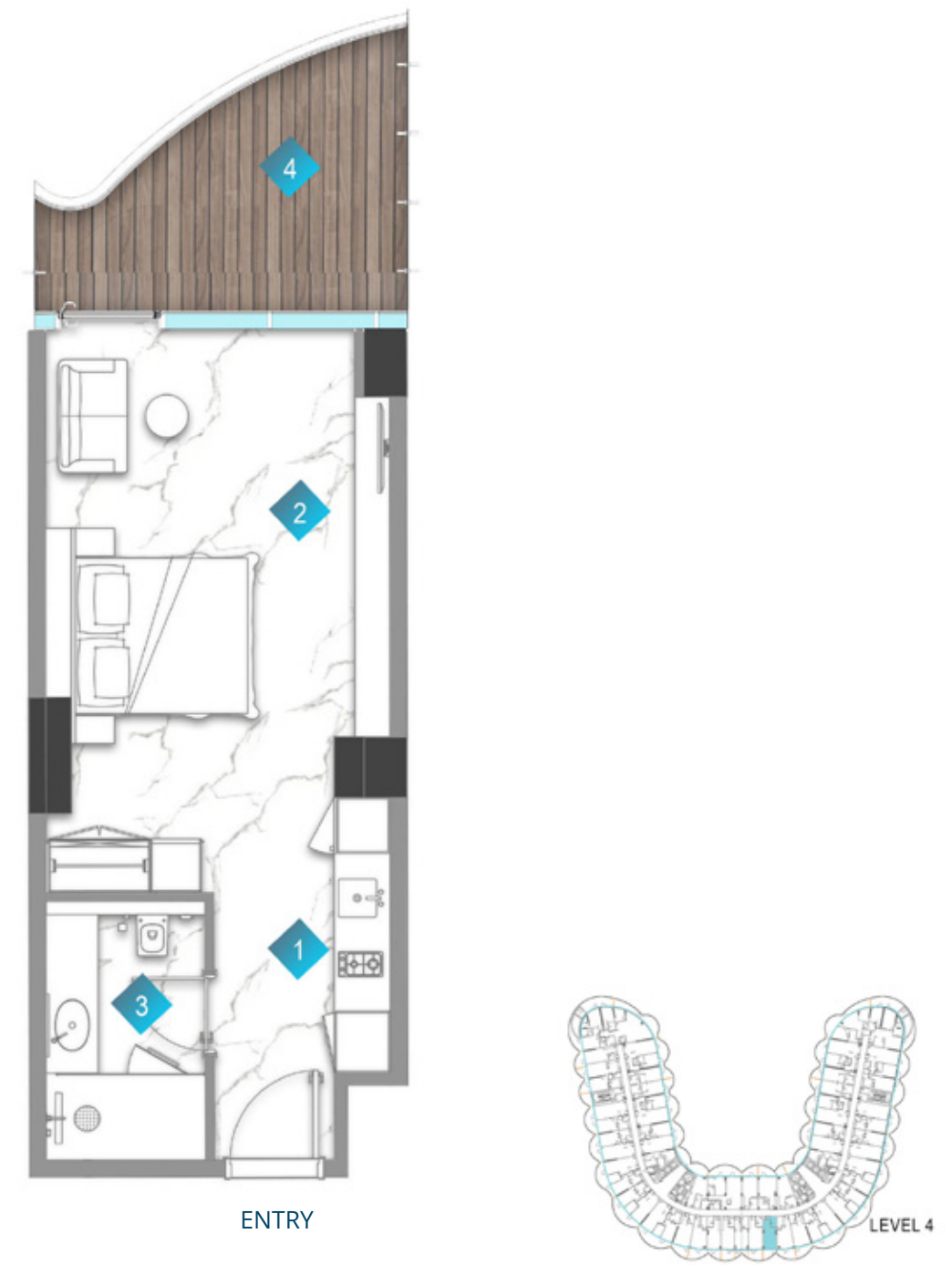


# STUDIO

TYPE 6 - UNIT 910B

|   |          |               |
|---|----------|---------------|
| 1 | PANTRY   | 0.5m x 2.6m   |
| 2 | STUDIO   | 4.9m x 6.2m   |
| 3 | BATHROOM | 1.5m x 3.9m   |
| 4 | BALCONY  | MIN.1.1m wide |

|              |               |
|--------------|---------------|
| Suite Area   | 456.17sq. ft. |
| Balcony Area | 147.47sq. ft. |
| Total Area   | 603.64sq. ft. |



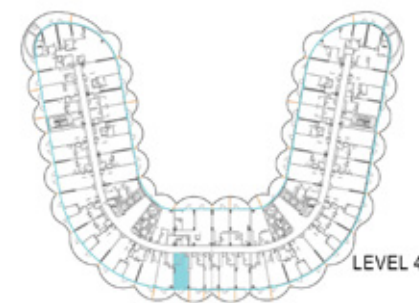
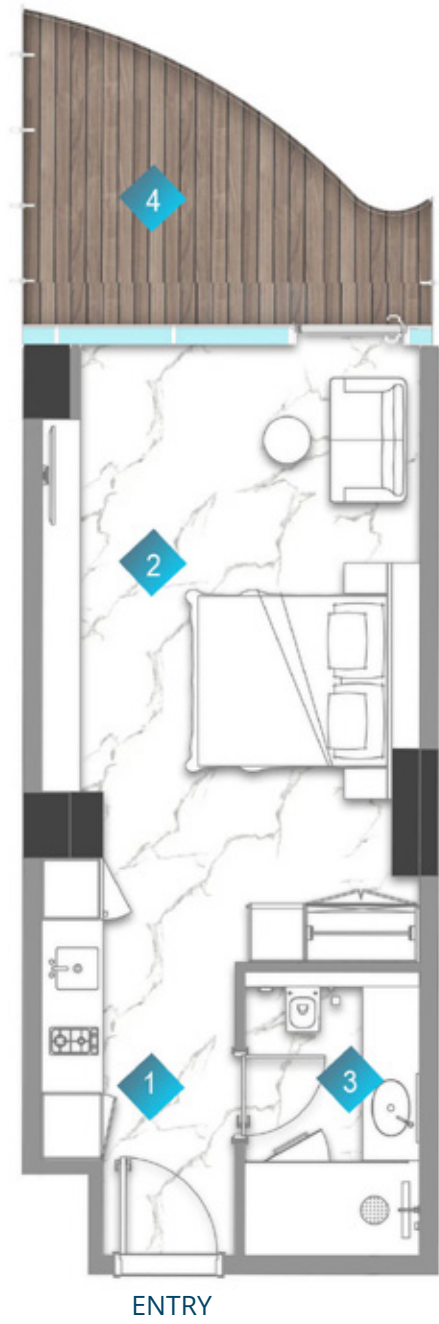
# STUDIO

TYPE 7 - UNIT 411C

|   |          |               |
|---|----------|---------------|
| 1 | PANTRY   | 0.6m x 3.0m   |
| 2 | STUDIO   | 3.9m x 6.5m   |
| 3 | BATHROOM | 1.8m x 3.0m   |
| 4 | BALCONY  | MIN.1.1m wide |

|              |               |
|--------------|---------------|
| Suite Area   | 431.20sq. ft. |
| Balcony Area | 103.01sq. ft. |
| Total Area   | 534.21sq. ft. |

\*All images used for illustrative purposes only and do not represent the actual size, feature specifications, fitting, and furnishing. The developer reserves the right to make revision / alterations, at its absolute discretion, without any liability whatsoever.

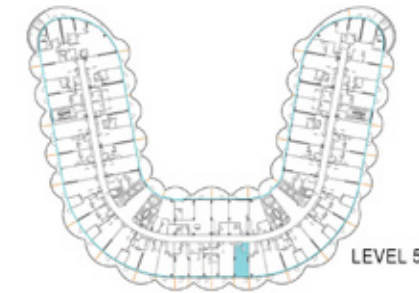
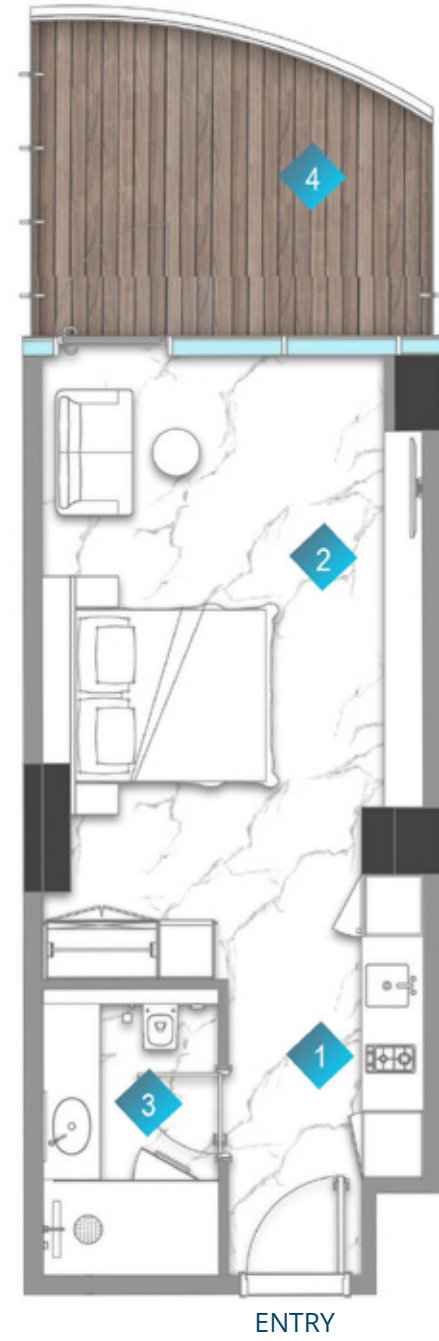


# STUDIO

TYPE 7-UNIT 413A

|   |          |               |
|---|----------|---------------|
| 1 | PANTRY   | 0.6m x 3.0m   |
| 2 | STUDIO   | 4.0m x 6.5m   |
| 3 | BATHROOM | 1.8m x 3.0m   |
| 4 | BALCONY  | MIN.1.1m wide |

|              |               |
|--------------|---------------|
| Suite Area   | 431.63sq. ft. |
| Balcony Area | 99.67sq. ft.  |
| Total Area   | 531.31sq. ft. |



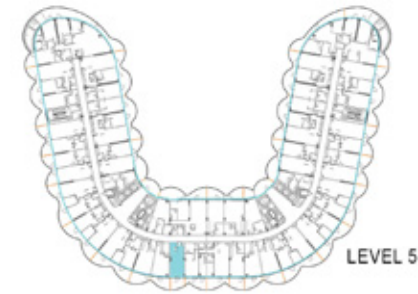
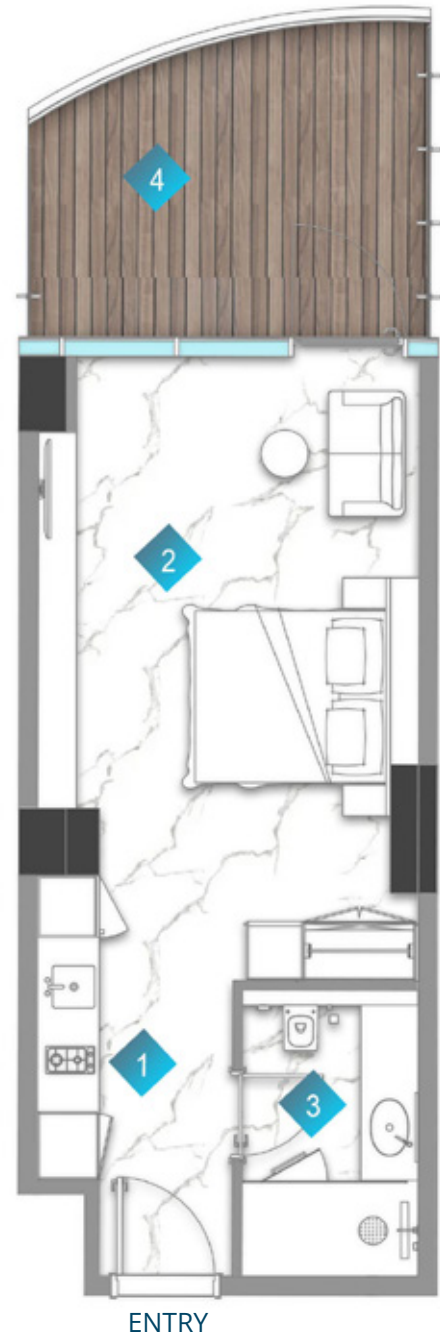
# STUDIO

TYPE 7-UNIT 511C

|   |          |               |
|---|----------|---------------|
| 1 | PANTRY   | 0.6m x 3.0m   |
| 2 | STUDIO   | 3.9m x 6.5m   |
| 3 | BATHROOM | 1.8m x 3.0m   |
| 4 | BALCONY  | MIN.2.2m wide |

|              |               |
|--------------|---------------|
| Suite Area   | 431.42sq. ft. |
| Balcony Area | 138.42sq. ft. |
| Total Area   | 569.84sq. ft. |

\*All images used for illustrative purposes only and do not represent the actual size, feature specifications, fitting, and furnishing. The developer reserves the right to make revision / alterations, at its absolute discretion, without any liability whatsoever.

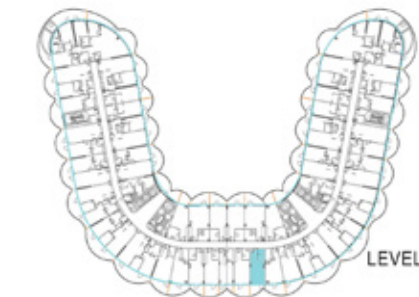


# STUDIO

TYPE 7-UNIT 513A

|   |          |               |
|---|----------|---------------|
| 1 | PANTRY   | 0.6m x 3.0m   |
| 2 | STUDIO   | 4.0m x 6.5m   |
| 3 | BATHROOM | 1.8m x 3.0m   |
| 4 | BALCONY  | MIN.2.2m wide |

|              |               |
|--------------|---------------|
| Suite Area   | 431.85sq. ft. |
| Balcony Area | 129.49sq. ft. |
| Total Area   | 561.34sq. ft. |

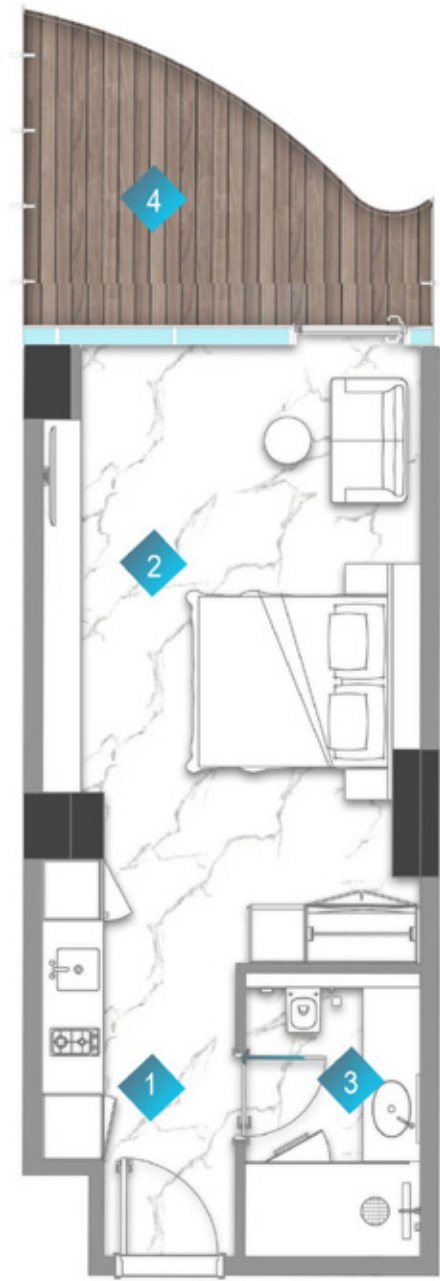


# STUDIO

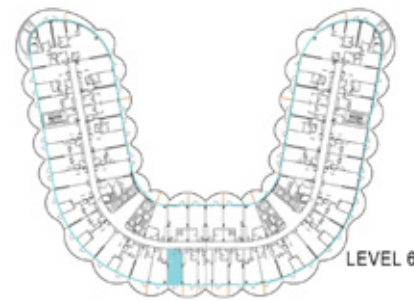
TYPE 7-UNIT 611C

|   |          |               |
|---|----------|---------------|
| 1 | PANTRY   | 0.6m x 3.0m   |
| 2 | STUDIO   | 3.9m x 6.5m   |
| 3 | BATHROOM | 1.8m x 3.0m   |
| 4 | BALCONY  | MIN.1.1m wide |

|              |               |
|--------------|---------------|
| Suite Area   | 432.06sq. ft. |
| Balcony Area | 103.01sq. ft. |
| Total Area   | 535.07sq. ft. |



ENTRY



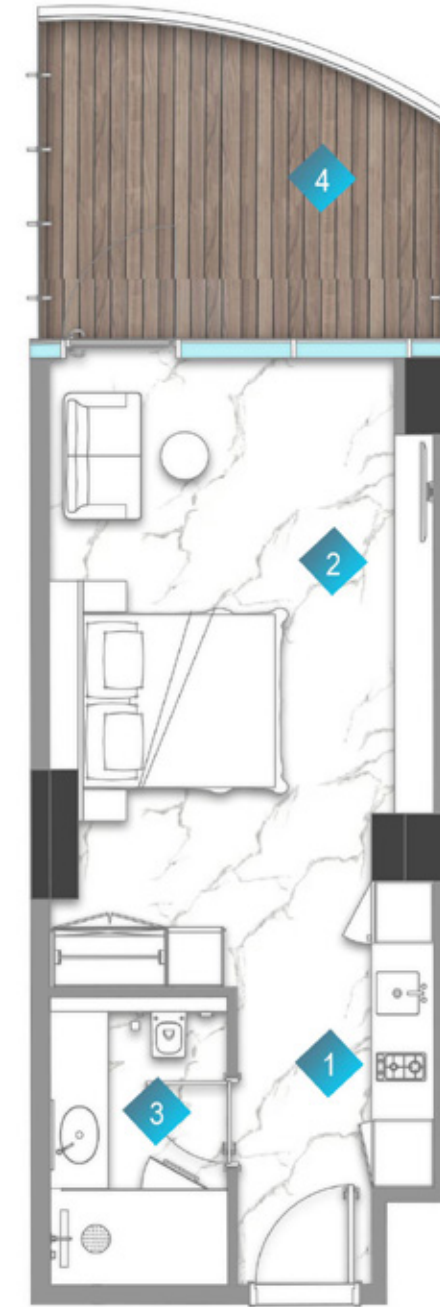
LEVEL 6

# STUDIO

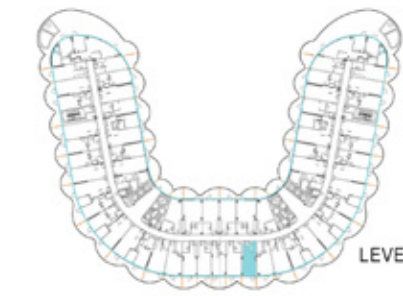
TYPE 7-UNIT 613A

|   |          |               |
|---|----------|---------------|
| 1 | PANTRY   | 0.6m x 3.0m   |
| 2 | STUDIO   | 4.0m x 6.5m   |
| 3 | BATHROOM | 1.8m x 3.0m   |
| 4 | BALCONY  | MIN.1.1m wide |

|              |               |
|--------------|---------------|
| Suite Area   | 432.60sq. ft. |
| Balcony Area | 99.57sq. ft.  |
| Total Area   | 532.17sq. ft. |



ENTRY



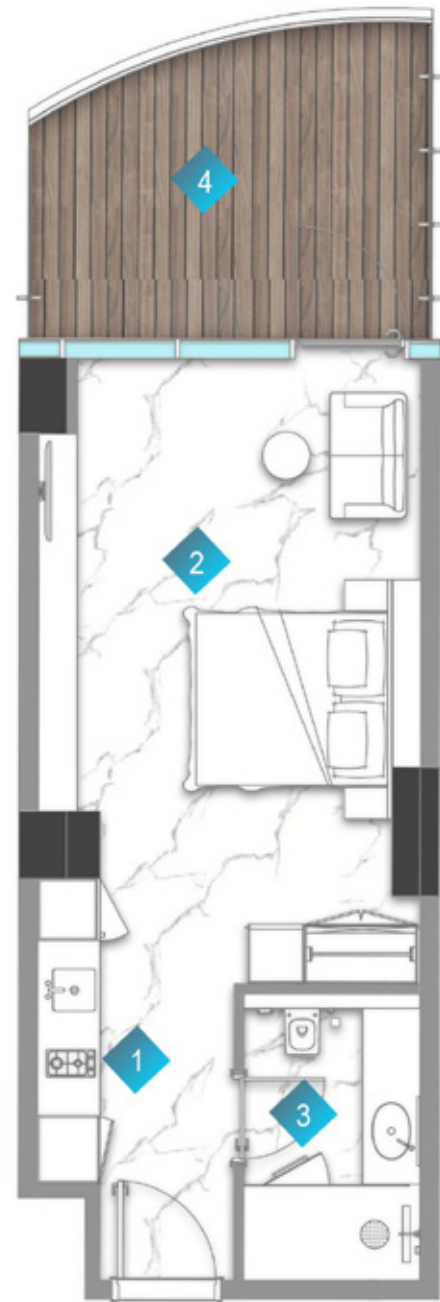
LEVEL 7

# STUDIO

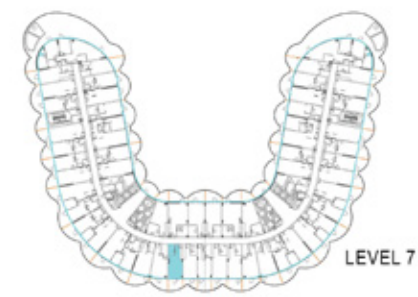
TYPE 7-UNIT 711C

|   |          |               |
|---|----------|---------------|
| 1 | PANTRY   | 0.6m x 3.0m   |
| 2 | STUDIO   | 4.0m x 6.5m   |
| 3 | BATHROOM | 1.8m x 3.0m   |
| 4 | BALCONY  | MIN.2.2m wide |

|              |               |
|--------------|---------------|
| Suite Area   | 432.06sq. ft. |
| Balcony Area | 138.32sq. ft. |
| Total Area   | 570.38sq. ft. |



ENTRY

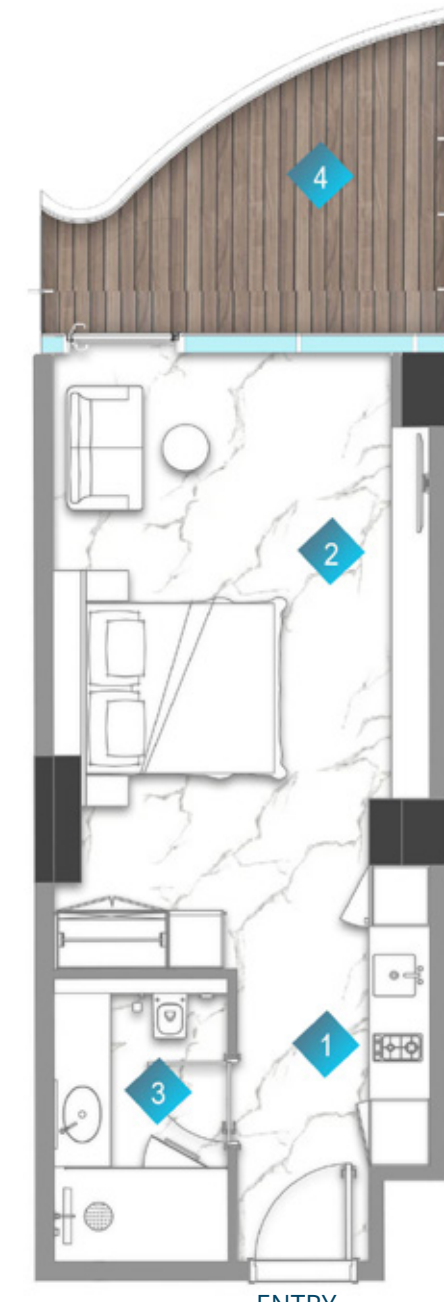


# STUDIO

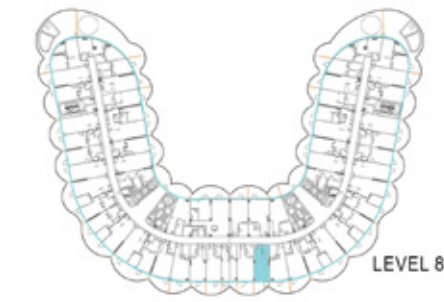
TYPE 7-UNIT 713A

|   |          |               |
|---|----------|---------------|
| 1 | PANTRY   | 0.6m x 3.0m   |
| 2 | STUDIO   | 4.0m x 6.5m   |
| 3 | BATHROOM | 1.8m x 3.0m   |
| 4 | BALCONY  | MIN.2.2m wide |

|              |               |
|--------------|---------------|
| Suite Area   | 432.60sq. ft. |
| Balcony Area | 138.32sq. ft. |
| Total Area   | 570.92sq. ft. |



ENTRY



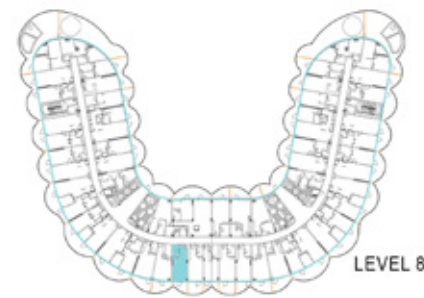
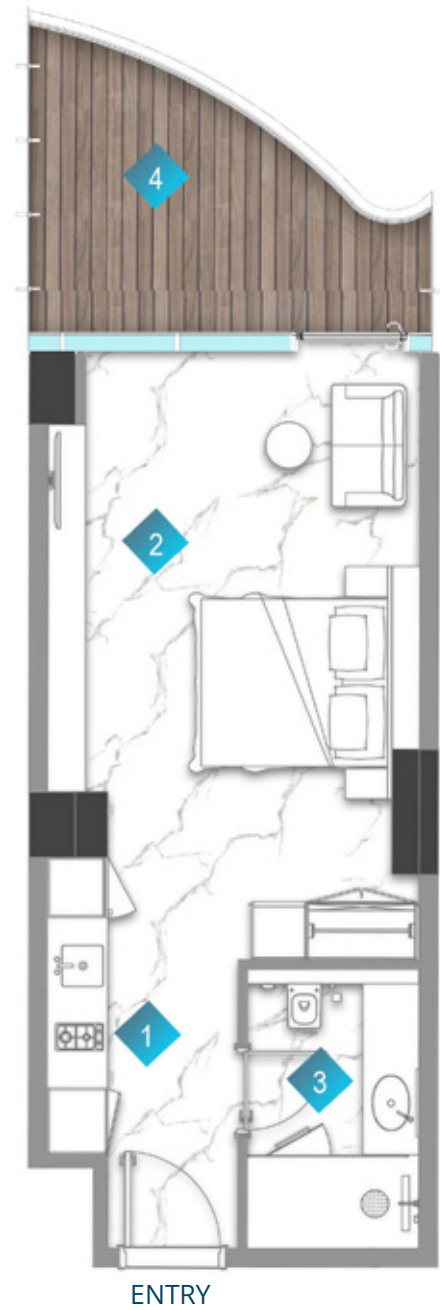
# STUDIO

TYPE 7 -UNIT 810C

|   |          |               |
|---|----------|---------------|
| 1 | PANTRY   | 0.6m x 3.0m   |
| 2 | STUDIO   | 3.9m x 6.5m   |
| 3 | BATHROOM | 1.8m x 3.0m   |
| 4 | BALCONY  | MIN.1.1m wide |

|              |               |
|--------------|---------------|
| Suite Area   | 432.06sq. ft. |
| Balcony Area | 102.80sq. ft. |
| Total Area   | 534.86sq. ft. |

\*All images used for illustrative purposes only and do not represent the actual size, feature specifications, fitting, and furnishing. The developer reserves the right to make revision / alterations, at its absolute discretion, without any liability whatsoever.

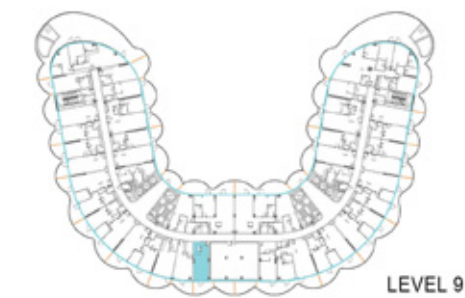


# STUDIO

TYPE 7 - UNIT 812A

|   |          |               |
|---|----------|---------------|
| 1 | PANTRY   | 0.6m x 3.0m   |
| 2 | STUDIO   | 4.0m x 6.5m   |
| 3 | BATHROOM | 1.8m x 3.0m   |
| 4 | BALCONY  | MIN.1.1m wide |

|              |               |
|--------------|---------------|
| Suite Area   | 432.06sq. ft. |
| Balcony Area | 99.46sq. ft.  |
| Total Area   | 532.06sq. ft. |

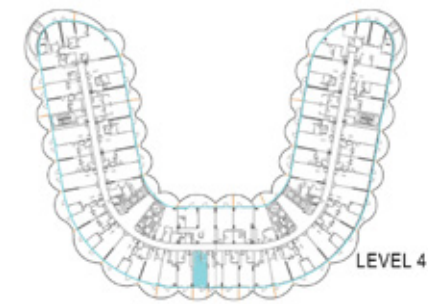
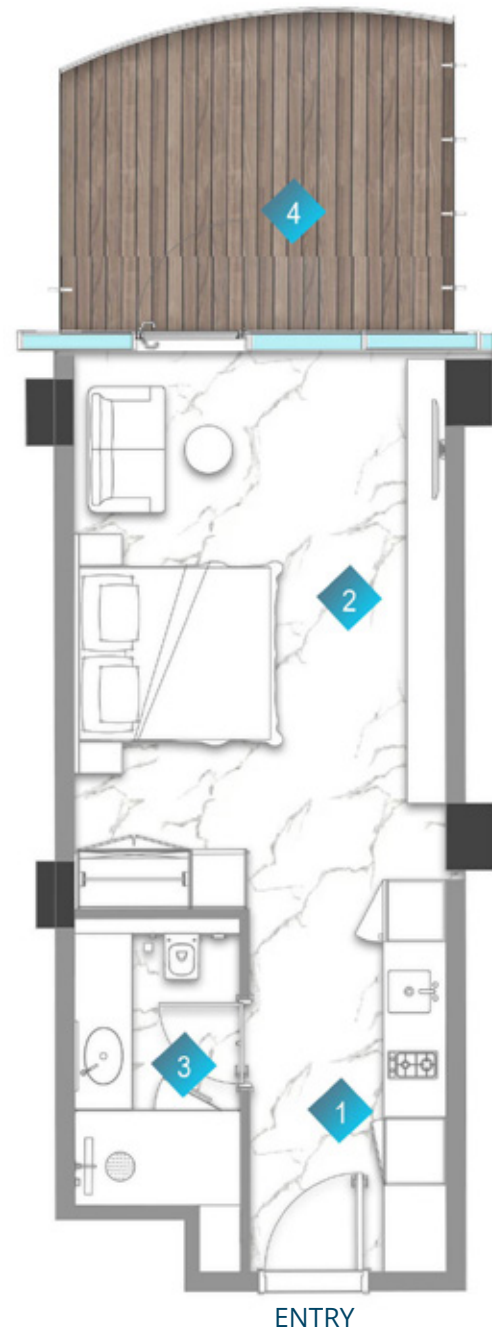


# STUDIO

TYPE 7 - UNIT 910A

|   |          |               |
|---|----------|---------------|
| 1 | PANTRY   | 0.6m x 3.0m   |
| 2 | STUDIO   | 4.0m x 6.5m   |
| 3 | BATHROOM | 1.8m x 3.0m   |
| 4 | BALCONY  | MIN.1.4m wide |

|              |               |
|--------------|---------------|
| Suite Area   | 423.34sq. ft. |
| Balcony Area | 160.60sq. ft. |
| Total Area   | 583.94sq. ft. |

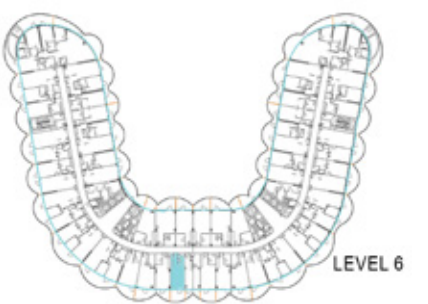
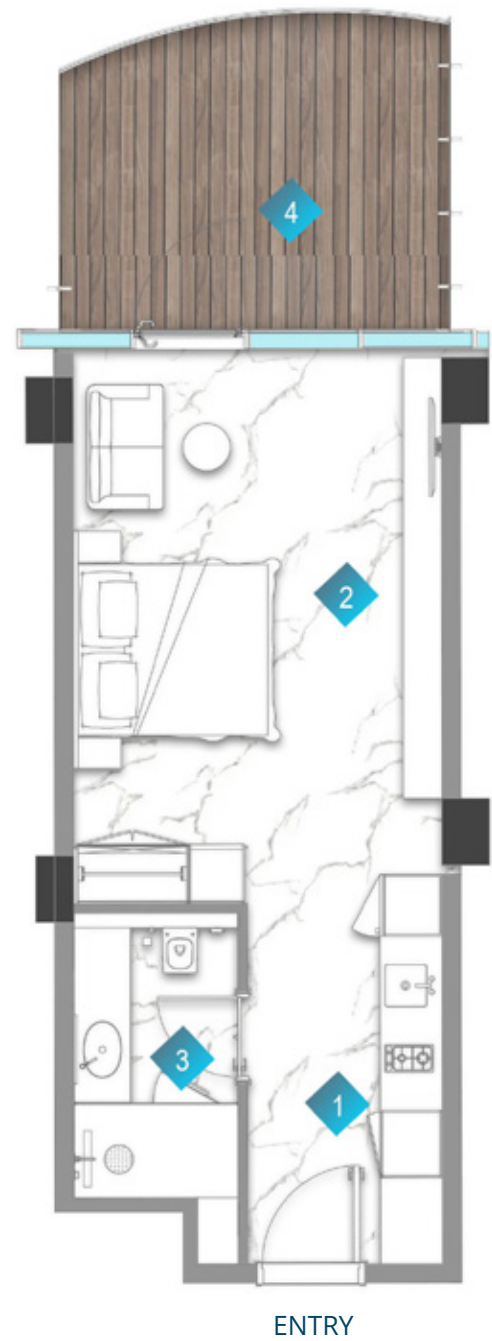


# STUDIO

TYPE 8-UNIT 412C

|   |          |               |
|---|----------|---------------|
| 1 | PANTRY   | 0.6m x 4.1m   |
| 2 | STUDIO   | 3.8m x 6.5m   |
| 3 | BATHROOM | 1.7m x 2.3m   |
| 4 | BALCONY  | MIN.2.4m wide |

|              |               |
|--------------|---------------|
| Suite Area   | 429.05sq. ft. |
| Balcony Area | 142.30sq. ft. |
| Total Area   | 571.35sq. ft. |



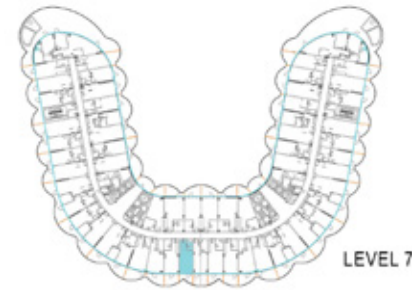
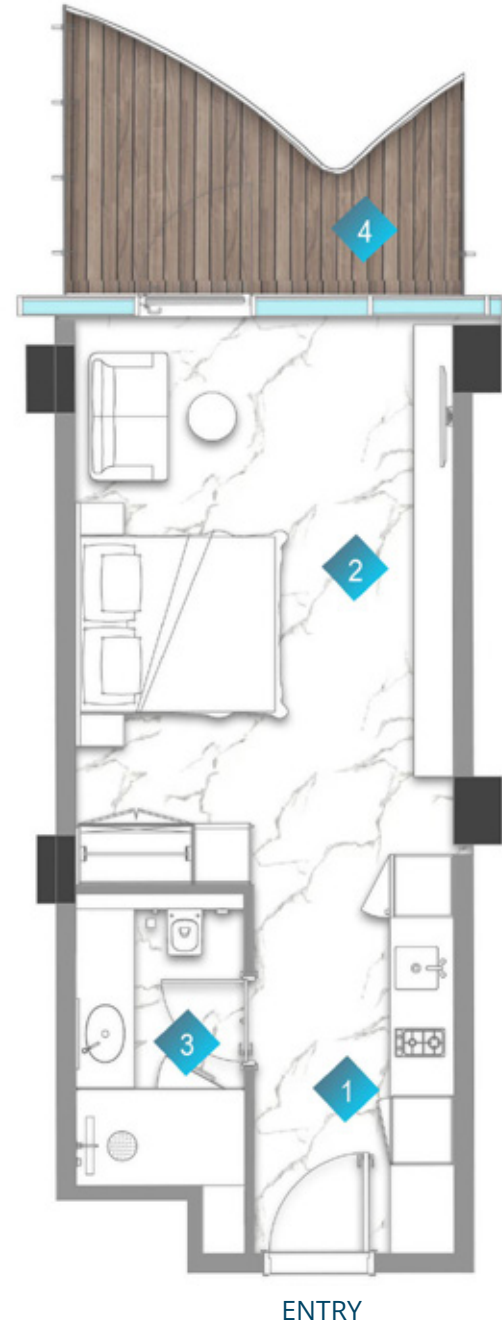
# STUDIO

TYPE 8-UNIT 612C

|   |          |               |
|---|----------|---------------|
| 1 | PANTRY   | 0.6m x 4.1m   |
| 2 | STUDIO   | 3.8m x 6.5m   |
| 3 | BATHROOM | 1.7m x 2.3m   |
| 4 | BALCONY  | MIN.2.7m wide |

|              |               |
|--------------|---------------|
| Suite Area   | 427.76sq. ft. |
| Balcony Area | 142.30sq. ft. |
| Total Area   | 570.06sq. ft. |

\*All images used for illustrative purposes only and do not represent the actual size, feature specifications, fitting, and furnishing. The developer reserves the right to make revision / alterations, at its absolute discretion, without any liability whatsoever.

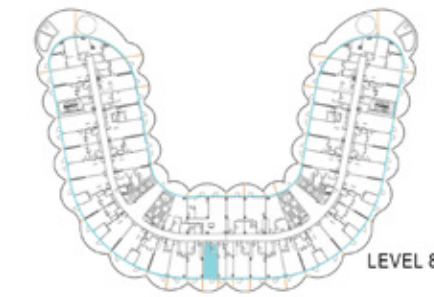
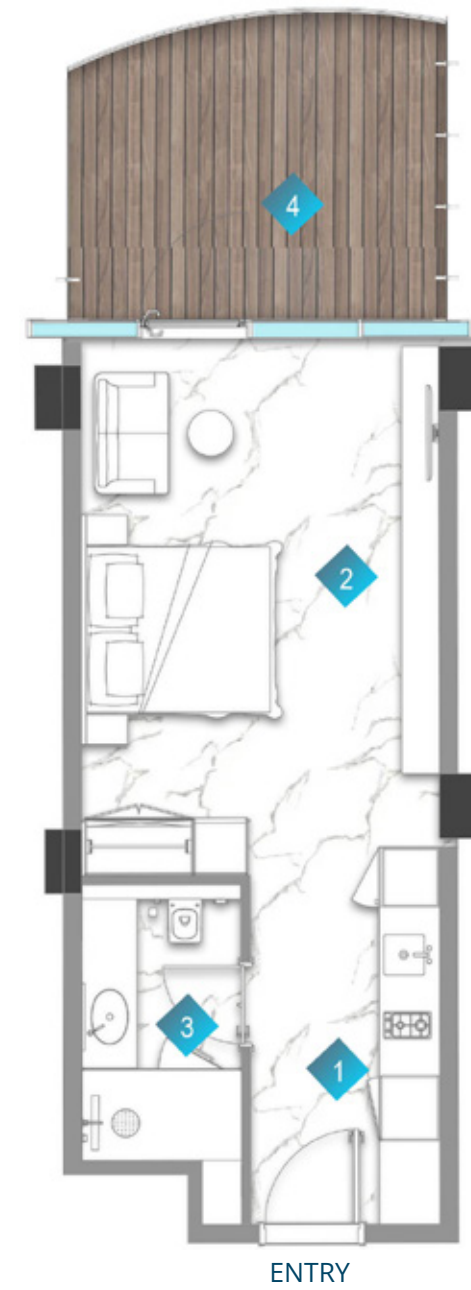


# STUDIO

TYPE 8-UNIT 712C

|   |          |               |
|---|----------|---------------|
| 1 | PANTRY   | 0.6m x 4.1m   |
| 2 | STUDIO   | 3.8m x 6.5m   |
| 3 | BATHROOM | 1.7m x 2.3m   |
| 4 | BALCONY  | MIN.1.2m wide |

|              |               |
|--------------|---------------|
| Suite Area   | 427.76sq. ft. |
| Balcony Area | 93.11sq. ft.  |
| Total Area   | 520.87sq. ft. |

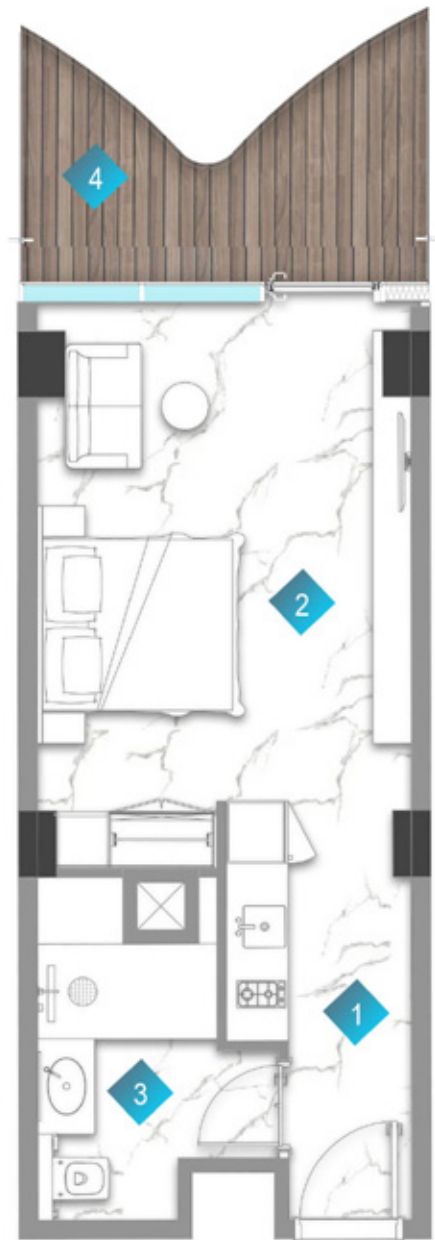


# STUDIO

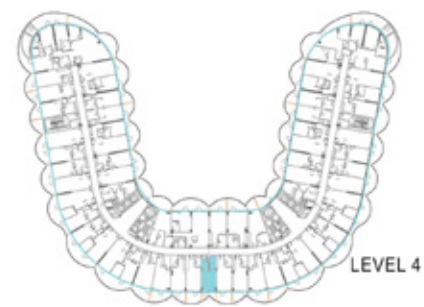
TYPE 8-UNIT 811C

|   |          |               |
|---|----------|---------------|
| 1 | PANTRY   | 0.6m x 4.1m   |
| 2 | STUDIO   | 3.8m x 6.5m   |
| 3 | BATHROOM | 1.7m x 2.3m   |
| 4 | BALCONY  | MIN.2.7m wide |

|              |               |
|--------------|---------------|
| Suite Area   | 427.76sq. ft. |
| Balcony Area | 141.98sq. ft. |
| Total Area   | 569.73sq. ft. |



ENTRY



LEVEL 4

# STUDIO

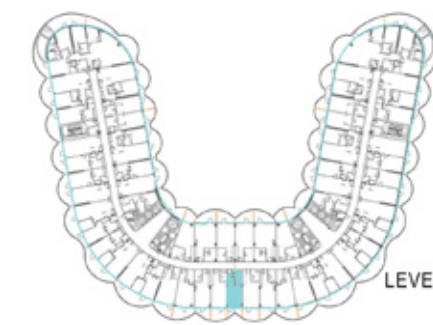
TYPE 9-UNIT 412B

|   |          |               |
|---|----------|---------------|
| 1 | PANTRY   | 0.6m x 2.5m   |
| 2 | STUDIO   | 3.9m x 5.9m   |
| 3 | BATHROOM | 1.8m x 3.6m   |
| 4 | BALCONY  | MIN.1.1m wide |

|              |               |
|--------------|---------------|
| Suite Area   | 420.65sq. ft. |
| Balcony Area | 84.93sq. ft.  |
| Total Area   | 505.58sq. ft. |



ENTRY



LEVEL 6

# STUDIO

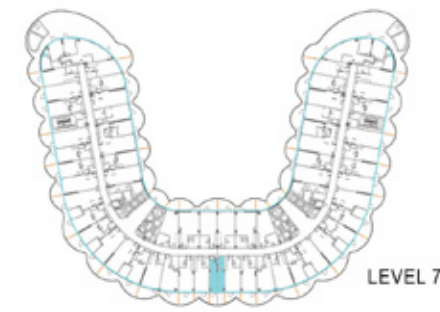
TYPE 9-UNIT 612B

|   |          |               |
|---|----------|---------------|
| 1 | PANTRY   | 0.6m x 2.5m   |
| 2 | STUDIO   | 3.9m x 5.9m   |
| 3 | BATHROOM | 1.8m x 3.6m   |
| 4 | BALCONY  | MIN.1.1m wide |

|              |               |
|--------------|---------------|
| Suite Area   | 422.05sq. ft. |
| Balcony Area | 84.93sq. ft.  |
| Total Area   | 506.98sq. ft. |



ENTRY



LEVEL 7

# STUDIO

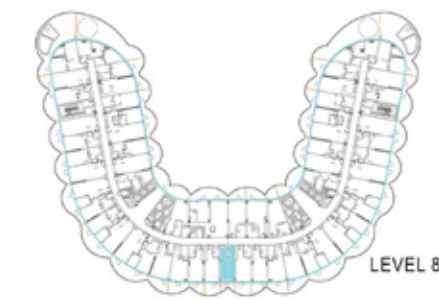
TYPE 9-UNIT 712B

|   |          |               |
|---|----------|---------------|
| 1 | PANTRY   | 0.6m x 2.5m   |
| 2 | STUDIO   | 3.9m x 5.9m   |
| 3 | BATHROOM | 1.8m x 3.6m   |
| 4 | BALCONY  | MIN.3.0m wide |

|              |               |
|--------------|---------------|
| Suite Area   | 422.05sq. ft. |
| Balcony Area | 142.41sq. ft. |
| Total Area   | 564.46sq. ft. |



ENTRY



LEVEL 8

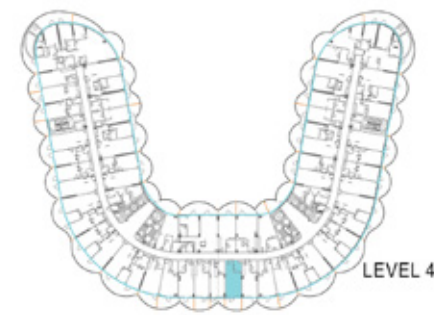
# STUDIO

TYPE 9-UNIT 811B

|   |          |               |
|---|----------|---------------|
| 1 | PANTRY   | 0.6m x 2.5m   |
| 2 | STUDIO   | 3.9m x 5.9m   |
| 3 | BATHROOM | 1.8m x 3.6m   |
| 4 | BALCONY  | MIN.1.1m wide |

|              |               |
|--------------|---------------|
| Suite Area   | 422.05sq. ft. |
| Balcony Area | 85.03sq. ft.  |
| Total Area   | 507.09sq. ft. |

\*All images used for illustrative purposes only and do not represent the actual size, feature specifications, fitting, and furnishing. The developer reserves the right to make revision / alterations, at its absolute discretion, without any liability whatsoever.

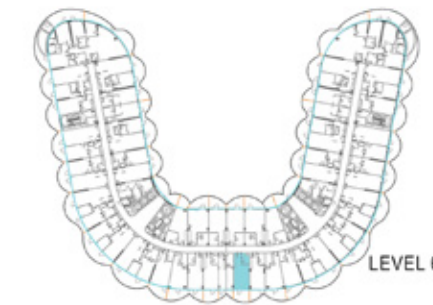


# STUDIO

TYPE 10-UNIT 412A

|   |          |               |
|---|----------|---------------|
| 1 | PANTRY   | 0.6m x 3.6m   |
| 2 | STUDIO   | 4.1m x 6.5m   |
| 3 | BATHROOM | 2.0m x 2.3m   |
| 4 | BALCONY  | MIN.2.5m wide |

|              |               |
|--------------|---------------|
| Suite Area   | 463.39sq. ft. |
| Balcony Area | 152.31sq. ft. |
| Total Area   | 615.70sq. ft. |

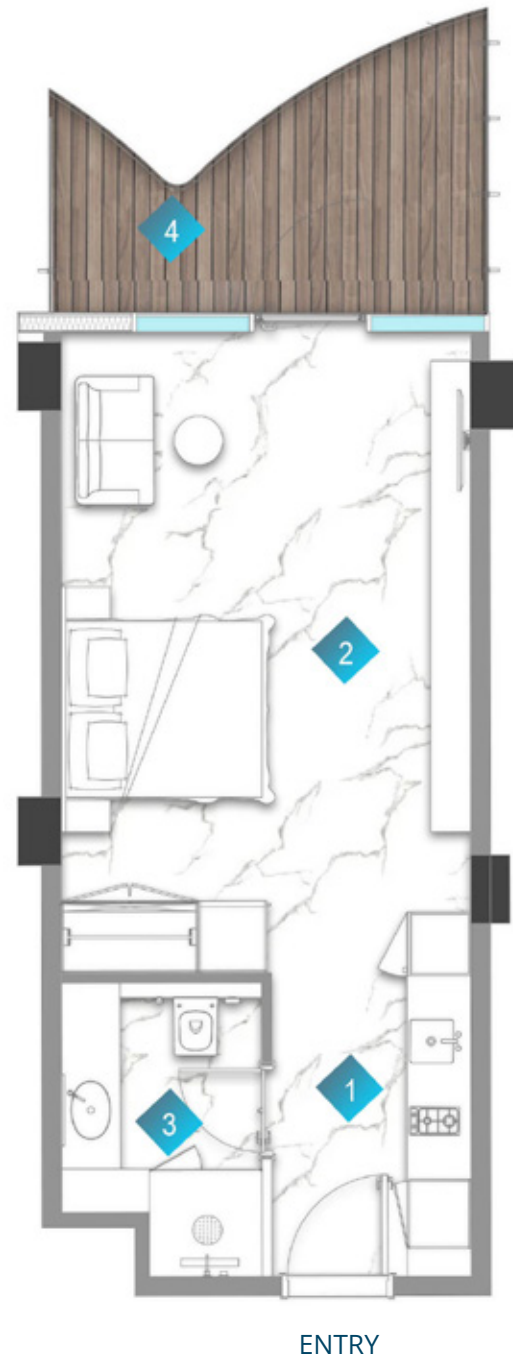


# STUDIO

TYPE 10-UNIT 612A

|   |          |               |
|---|----------|---------------|
| 1 | PANTRY   | 0.6m x 3.7m   |
| 2 | STUDIO   | 4.1m x 6.5m   |
| 3 | BATHROOM | 2.0m x 2.3m   |
| 4 | BALCONY  | MIN.2.5m wide |

|              |               |
|--------------|---------------|
| Suite Area   | 462.85sq. ft. |
| Balcony Area | 152.31sq. ft. |
| Total Area   | 615.16sq. ft. |



# STUDIO

TYPE 10 - UNIT 712A

|   |          |               |
|---|----------|---------------|
| 1 | PANTRY   | 0.6m x 3.7m   |
| 2 | STUDIO   | 4.1m x 6.5m   |
| 3 | BATHROOM | 2.0m x 2.3m   |
| 4 | BALCONY  | MIN.1.2m wide |

|              |               |
|--------------|---------------|
| Suite Area   | 462.85sq. ft. |
| Balcony Area | 105.16sq. ft. |
| Total Area   | 568.01sq. ft. |

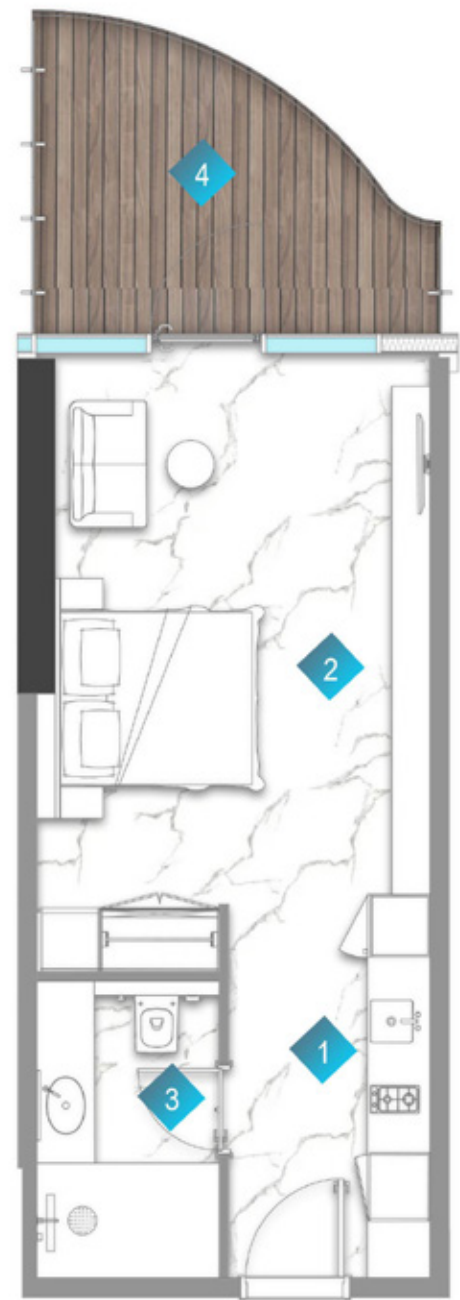


# STUDIO

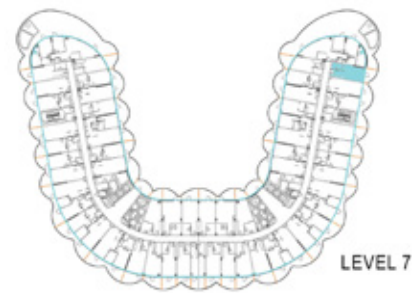
TYPE 10 - UNIT 811A

|   |          |               |
|---|----------|---------------|
| 1 | PANTRY   | 0.6m x 3.7m   |
| 2 | STUDIO   | 4.1m x 6.5m   |
| 3 | BATHROOM | 2.0m x 2.3m   |
| 4 | BALCONY  | MIN.2.5m wide |

|              |               |
|--------------|---------------|
| Suite Area   | 462.85sq. ft. |
| Balcony Area | 152.31sq. ft. |
| Total Area   | 615.16sq. ft. |



ENTRY



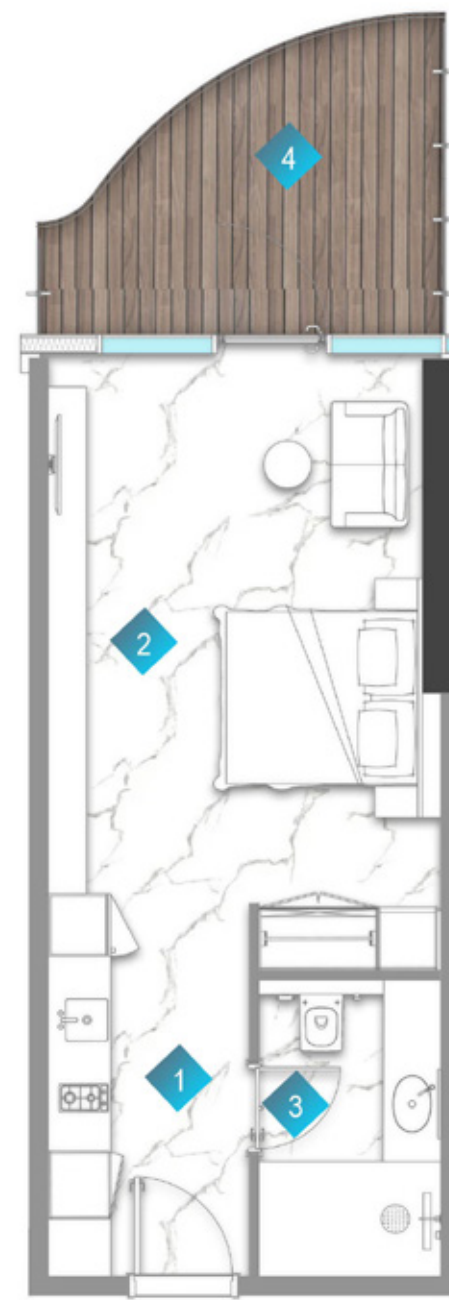
LEVEL 7

# STUDIO

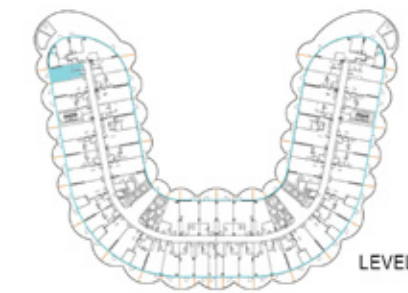
TYPE 11-UNIT 704C

|   |          |               |
|---|----------|---------------|
| 1 | PANTRY   | 0.7m x 3.9m   |
| 2 | STUDIO   | 3.9m x 6.6m   |
| 3 | BATHROOM | 1.9m x 3.1m   |
| 4 | BALCONY  | MIN.1.1m wide |

|              |               |
|--------------|---------------|
| Suite Area   | 450.68sq. ft. |
| Balcony Area | 118.94sq. ft. |
| Total Area   | 569.63sq. ft. |



ENTRY



LEVEL 7

# STUDIO

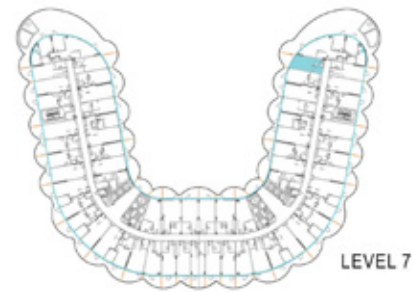
TYPE 11-UNIT 720A

|   |          |               |
|---|----------|---------------|
| 1 | PANTRY   | 0.7m x 3.9m   |
| 2 | STUDIO   | 3.9m x 6.6m   |
| 3 | BATHROOM | 1.9m x 3.1m   |
| 4 | BALCONY  | MIN.1.1m wide |

|              |               |
|--------------|---------------|
| Suite Area   | 450.68sq. ft. |
| Balcony Area | 117.76sq. ft. |
| Total Area   | 568.44sq. ft. |



ENTRY



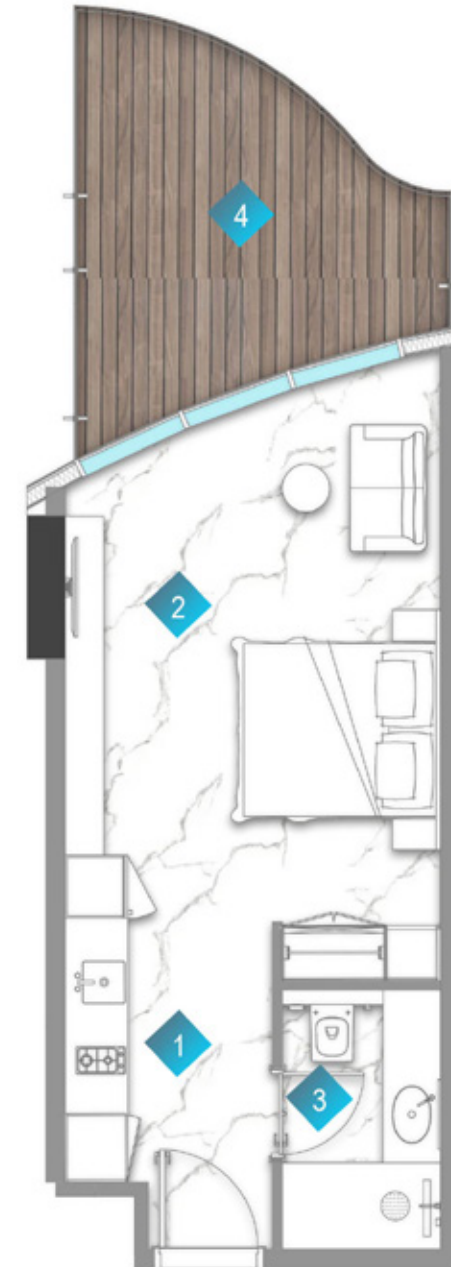
LEVEL 7

# STUDIO

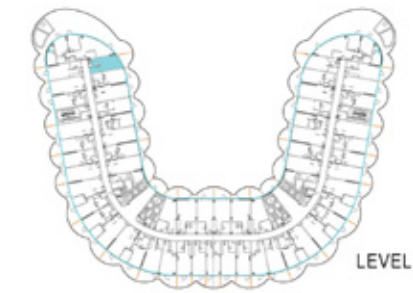
TYPE 12-UNIT 704A

|   |          |               |
|---|----------|---------------|
| 1 | PANTRY   | 0.8m x 2.7m   |
| 2 | STUDIO   | 3.9m x 6.6m   |
| 3 | BATHROOM | 1.6m x 2.7m   |
| 4 | BALCONY  | MIN.1.3m wide |

|              |               |
|--------------|---------------|
| Suite Area   | 391.27sq. ft. |
| Balcony Area | 132.83sq. ft. |
| Total Area   | 524.09sq. ft. |



ENTRY



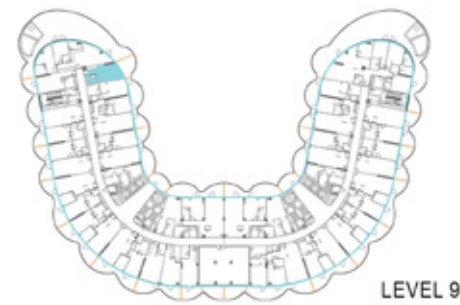
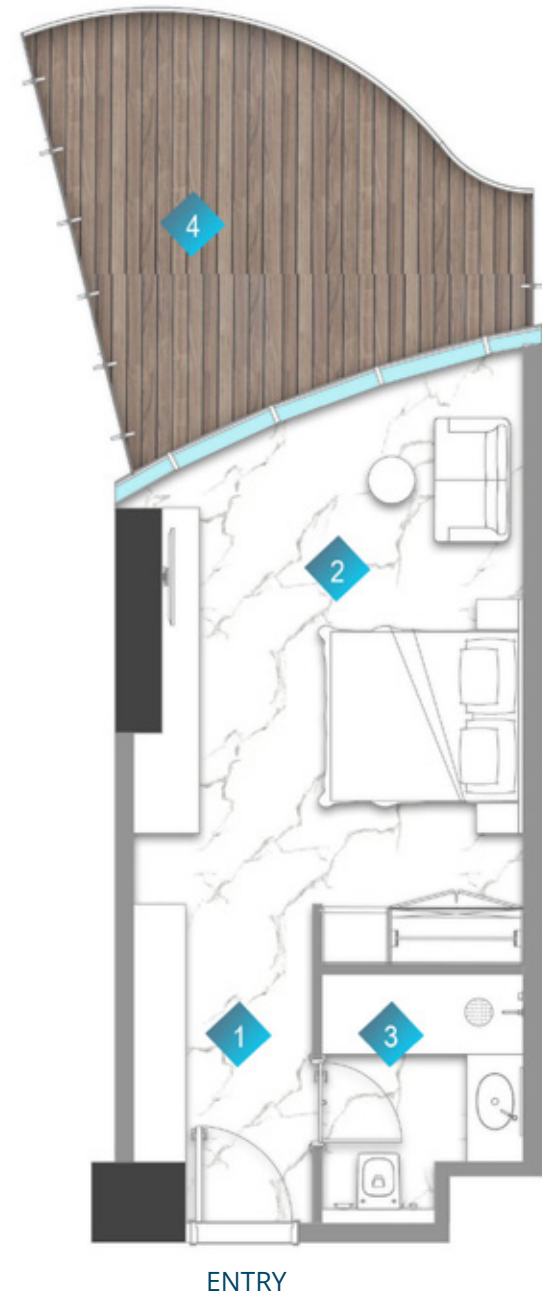
LEVEL 7

# STUDIO

TYPE 12-UNIT 720C

|   |          |               |
|---|----------|---------------|
| 1 | PANTRY   | 0.8m x 2.7m   |
| 2 | STUDIO   | 4.1m x 6.4m   |
| 3 | BATHROOM | 1.6m x 2.7m   |
| 4 | BALCONY  | MIN.1.3m wide |

|              |               |
|--------------|---------------|
| Suite Area   | 390.95sq. ft. |
| Balcony Area | 132.83sq. ft. |
| Total Area   | 523.77sq. ft. |

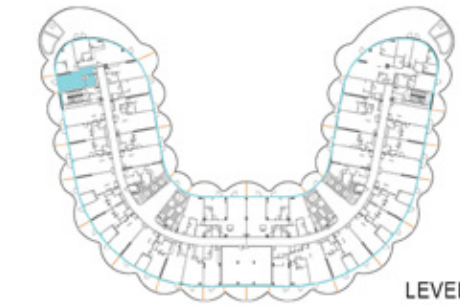
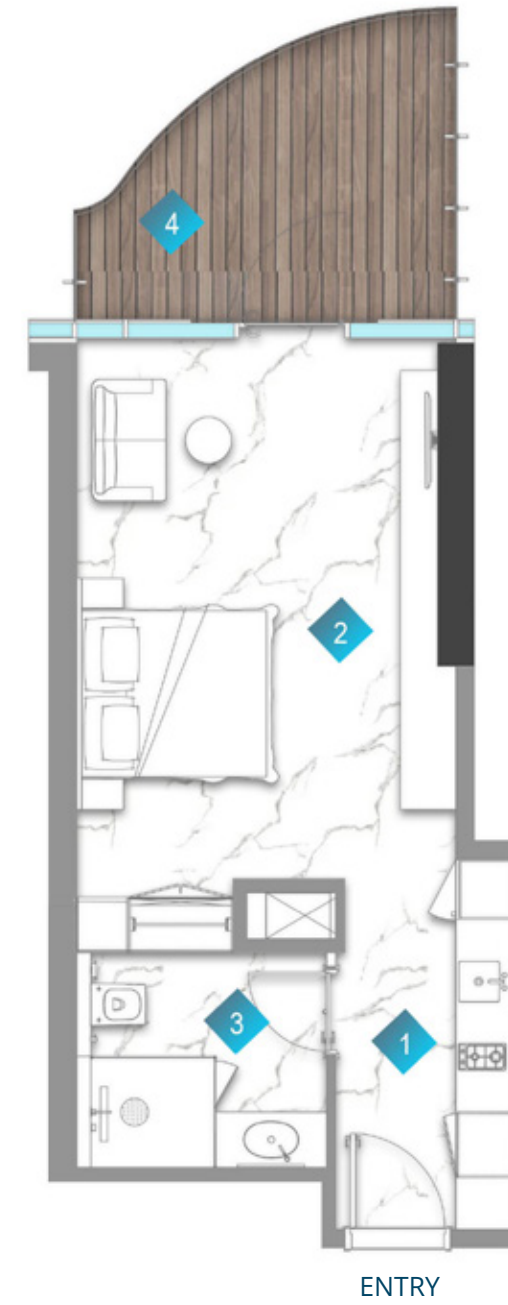


# STUDIO

TYPE 13-UNIT 916C

|   |          |               |
|---|----------|---------------|
| 1 | PANTRY   | 0.5m x 2.3m   |
| 2 | STUDIO   | 3.8m x 6.6m   |
| 3 | BATHROOM | 2.0m x 2.1m   |
| 4 | BALCONY  | MIN.1.4m wide |

|              |               |
|--------------|---------------|
| Suite Area   | 399.77sq. ft. |
| Balcony Area | 185.03sq. ft. |
| Total Area   | 584.80sq. ft. |



# STUDIO

TYPE 14-UNIT 916A

|   |          |               |
|---|----------|---------------|
| 1 | PANTRY   | 0.6m x 4.0m   |
| 2 | STUDIO   | 3.9m x 6.5m   |
| 3 | BATHROOM | 2.3m x 2.7m   |
| 4 | BALCONY  | MIN.1.1m wide |

|              |               |
|--------------|---------------|
| Suite Area   | 443.90sq. ft. |
| Balcony Area | 116.68sq. ft. |
| Total Area   | 560.58sq. ft. |



# 1 BEDROOM

TYPE 1 - UNIT 101

|   |          |             |
|---|----------|-------------|
| 1 | KITCHEN  | 4.0m x 2.3m |
| 2 | LIVING   | 5.5m x 3.6m |
| 3 | BALCONY  | 6.3m x 8.3m |
| 4 | BEDROOM  | 5.2m x 4.2m |
| 5 | BATH     | 2.7m x 3.6m |
| 6 | PWD ROOM | 1.3m x 2.4m |
| 7 | LAUNDRY  | 1.3m x 1.1m |

|              |                |
|--------------|----------------|
| Suite Area   | 837.65sq. ft.  |
| Balcony Area | 570.49sq. ft.  |
| Total Area   | 1408.13sq. ft. |



# 1 BEDROOM

TYPE 1 - UNIT 102

|   |          |             |
|---|----------|-------------|
| 1 | KITCHEN  | 4.0m x 2.3m |
| 2 | LIVING   | 5.5m x 3.6m |
| 3 | BALCONY  | 6.3m x 8.3m |
| 4 | BEDROOM  | 5.2m x 4.2m |
| 5 | BATH     | 2.7m x 3.6m |
| 6 | PWD ROOM | 1.3m x 2.4m |
| 7 | LAUNDRY  | 1.3m x 1.1m |

|              |                |
|--------------|----------------|
| Suite Area   | 855.73sq. ft.  |
| Balcony Area | 576.73sq. ft.  |
| Total Area   | 1432.46sq. ft. |



# 1 BEDROOM

TYPE 1 - UNIT 104

|   |          |             |
|---|----------|-------------|
| 1 | KITCHEN  | 4.0m x 2.3m |
| 2 | LIVING   | 5.1m x 3.6m |
| 3 | BALCONY  | 6.3m x 8.3m |
| 4 | BEDROOM  | 5.2m x 4.2m |
| 5 | BATH     | 2.7m x 3.6m |
| 6 | PWD ROOM | 1.3m x 2.4m |
| 7 | LAUNDRY  | 1.3m x 1.1m |

|              |                |
|--------------|----------------|
| Suite Area   | 850.89sq. ft.  |
| Balcony Area | 570.49sq. ft.  |
| Total Area   | 1421.37sq. ft. |

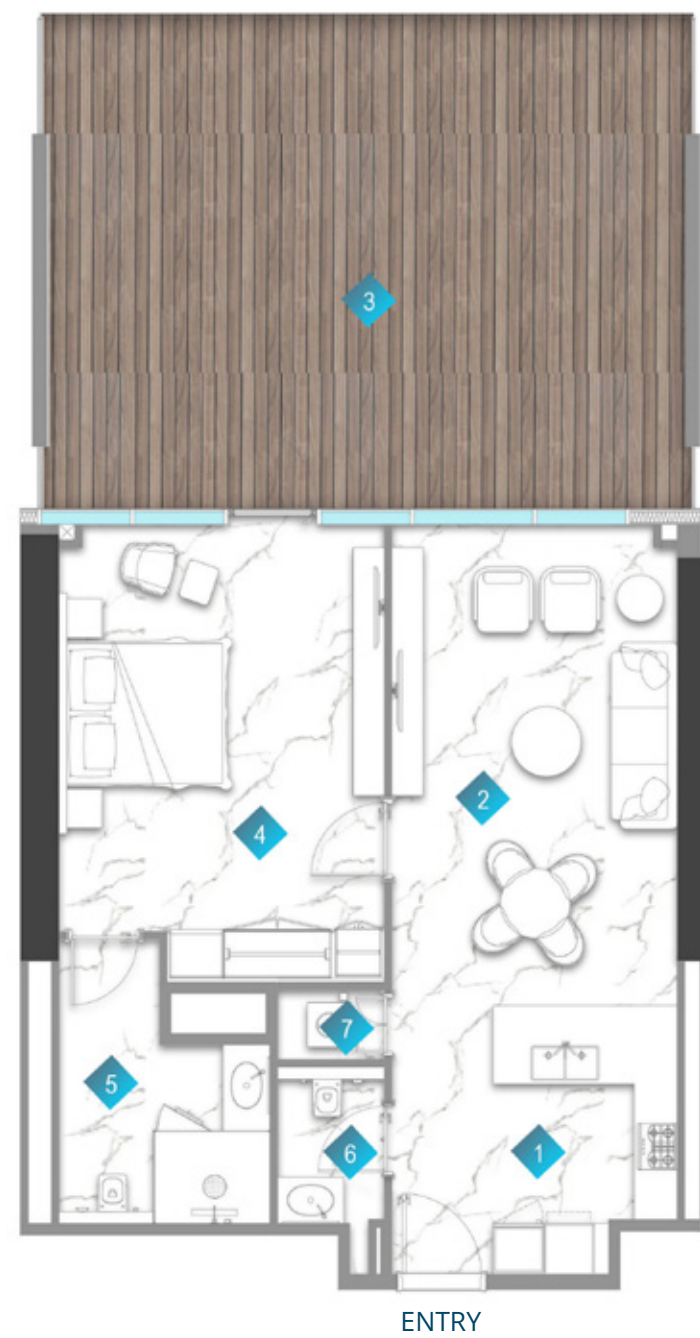


# 1 BEDROOM

TYPE 1 - UNIT 116

|   |          |             |
|---|----------|-------------|
| 1 | KITCHEN  | 4.0m x 2.3m |
| 2 | LIVING   | 5.5m x 3.6m |
| 3 | BALCONY  | 6.3m x 8.3m |
| 4 | BEDROOM  | 5.2m x 4.1m |
| 5 | BATH     | 2.7m x 2.3m |
| 6 | PWD ROOM | 1.3m x 2.4m |
| 7 | LAUNDRY  | 1.3m x 1.1m |

|              |                |
|--------------|----------------|
| Suite Area   | 856.81sq. ft.  |
| Balcony Area | 576.62sq. ft.  |
| Total Area   | 1433.43sq. ft. |

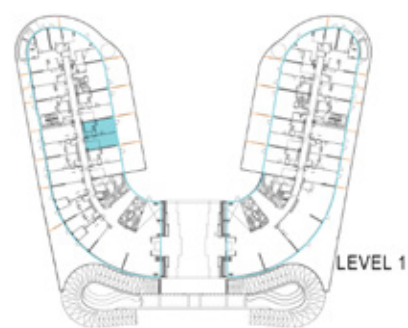


# 1 BEDROOM

TYPE 1-UNIT 117

|   |          |             |
|---|----------|-------------|
| 1 | KITCHEN  | 4.0m x 2.3m |
| 2 | LIVING   | 5.5m x 3.6m |
| 3 | BALCONY  | 6.3m x 8.3m |
| 4 | BEDROOM  | 5.2m x 4.2m |
| 5 | BATH     | 2.7m x 2.3m |
| 6 | PWD ROOM | 1.3m x 2.4m |
| 7 | LAUNDRY  | 1.3m x 1.1m |

|              |                |
|--------------|----------------|
| Suite Area   | 856.27sq. ft.  |
| Balcony Area | 576.73sq. ft.  |
| Total Area   | 1433.00sq. ft. |

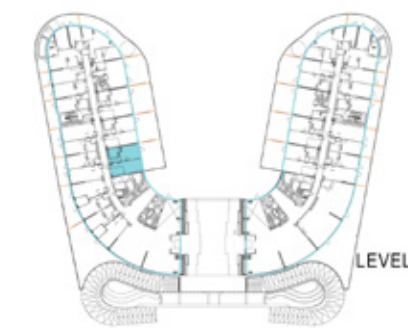


# 1 BEDROOM

TYPE 1-UNIT 118

|   |          |             |
|---|----------|-------------|
| 1 | KITCHEN  | 4.0m x 2.3m |
| 2 | LIVING   | 5.2m x 3.6m |
| 3 | BALCONY  | 6.3m x 8.2m |
| 4 | BEDROOM  | 5.2m x 4.2m |
| 5 | BATH     | 2.7m x 2.3m |
| 6 | PWD ROOM | 1.3m x 2.4m |
| 7 | LAUNDRY  | 1.3m x 1.1m |

|              |                |
|--------------|----------------|
| Suite Area   | 838.19sq. ft.  |
| Balcony Area | 570.49sq. ft.  |
| Total Area   | 1408.67sq. ft. |





ENTRY



# 1 BEDROOM

TYPE 1-UNIT 217

|   |          |               |
|---|----------|---------------|
| 1 | KITCHEN  | 4.0m x 2.3m   |
| 2 | LIVING   | 5.5m x 3.6m   |
| 3 | BALCONY  | MIN.1.1m wide |
| 4 | BEDROOM  | 5.2m x 4.2m   |
| 5 | BATH     | 2.7m x 3.6m   |
| 6 | PWD ROOM | 1.3m x 1.8m   |
| 7 | LAUNDRY  | 1.3m x 1.1m   |

|              |                |
|--------------|----------------|
| Suite Area   | 851.86sq. ft.  |
| Balcony Area | 227.23sq. ft.  |
| Total Area   | 1079.08sq. ft. |



ENTRY

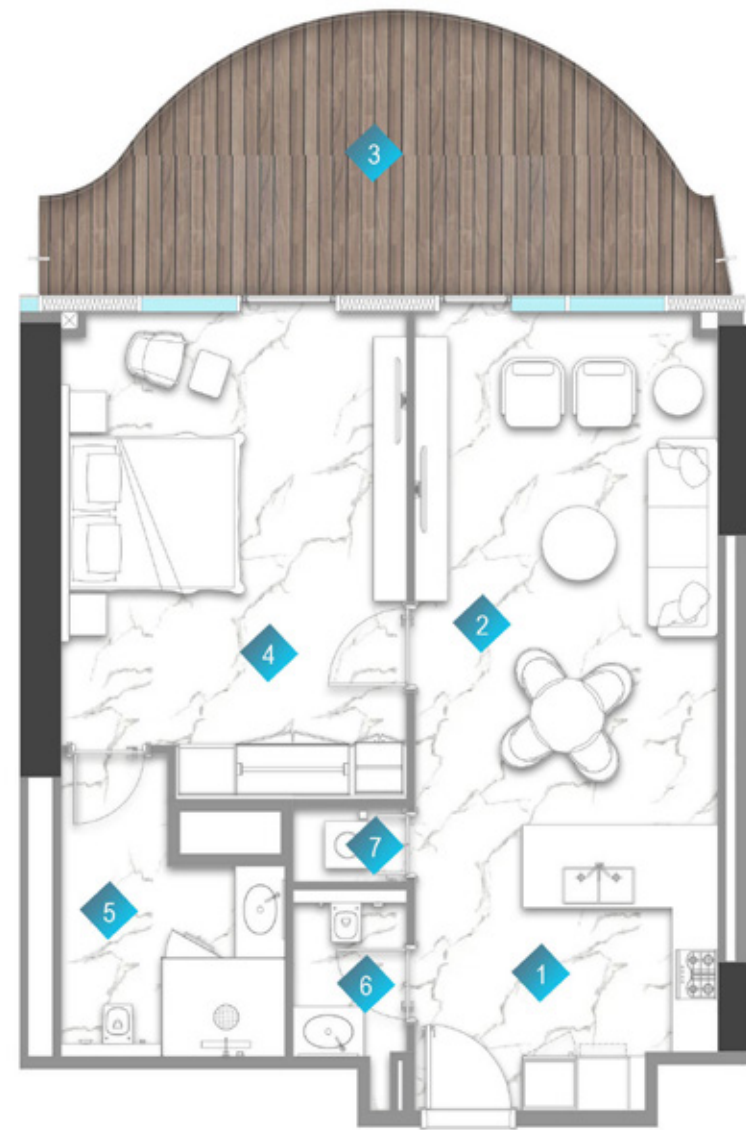


# 1 BEDROOM

TYPE 1-UNIT 218

|   |          |               |
|---|----------|---------------|
| 1 | KITCHEN  | 4.0m x 2.3m   |
| 2 | LIVING   | 5.5m x 3.6m   |
| 3 | BALCONY  | MIN.1.1m wide |
| 4 | BEDROOM  | 5.2m x 4.2m   |
| 5 | BATH     | 2.7m x 3.6m   |
| 6 | PWD ROOM | 1.8m x 2.4m   |
| 7 | LAUNDRY  | 1.3m x 1.1m   |

|              |                |
|--------------|----------------|
| Suite Area   | 851.96sq. ft.  |
| Balcony Area | 227.23sq. ft.  |
| Total Area   | 1079.19sq. ft. |



ENTRY



LEVEL 2

# 1 BEDROOM

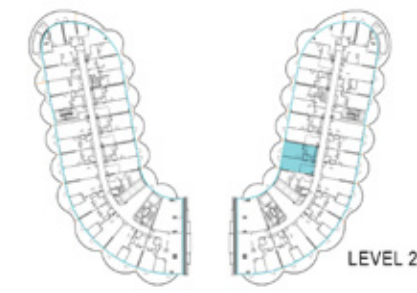
TYPE 1-UNIT 219

|   |          |               |
|---|----------|---------------|
| 1 | KITCHEN  | 4.0m x 2.3m   |
| 2 | LIVING   | 5.2m x 3.6m   |
| 3 | BALCONY  | MIN.1.1m wide |
| 4 | BEDROOM  | 5.2m x 4.2m   |
| 5 | BATH     | 2.7m x 3.6m   |
| 6 | PWD ROOM | 1.3m x 1.8m   |
| 7 | LAUNDRY  | 1.3m x 1.1m   |

|              |                |
|--------------|----------------|
| Suite Area   | 838.62sq. ft.  |
| Balcony Area | 223.35sq. ft.  |
| Total Area   | 1061.97sq. ft. |



ENTRY



LEVEL 2

# 1 BEDROOM

TYPE 1-UNIT 220

|   |          |               |
|---|----------|---------------|
| 1 | KITCHEN  | 4.0m x 2.3m   |
| 2 | LIVING   | 5.5m x 3.6m   |
| 3 | BALCONY  | MIN.1.1m wide |
| 4 | BEDROOM  | 5.2m x 4.2m   |
| 5 | BATH     | 2.7m x 3.6m   |
| 6 | PWD ROOM | 1.3m x 2.4m   |
| 7 | LAUNDRY  | 1.3m x 1.1m   |

|              |                |
|--------------|----------------|
| Suite Area   | 838.08sq. ft.  |
| Balcony Area | 223.35sq. ft.  |
| Total Area   | 1061.43sq. ft. |

\*All images used for illustrative purposes only and do not represent the actual size, feature specifications, fitting, and furnishing. The developer reserves the right to make revision / alterations, at its absolute discretion, without any liability whatsoever.



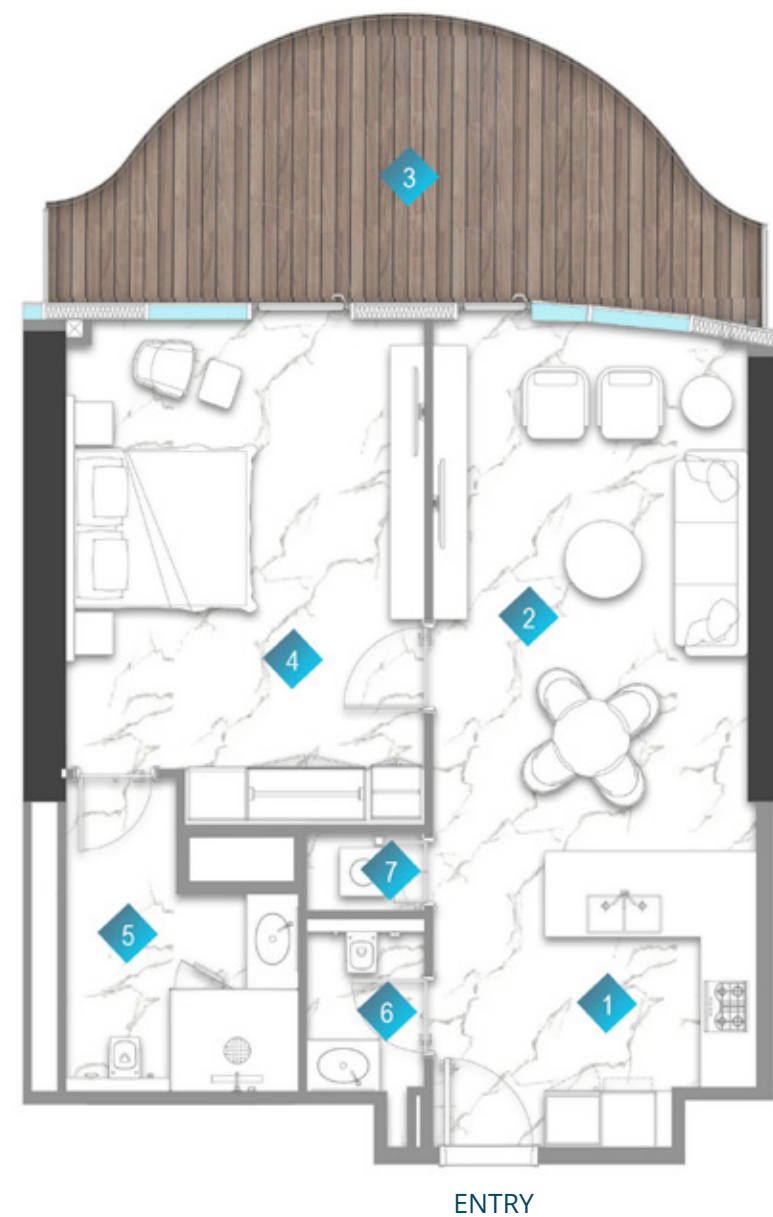
# 1 BEDROOM

TYPE 1-UNIT 221

|   |          |               |
|---|----------|---------------|
| 1 | KITCHEN  | 4.0m x 2.3m   |
| 2 | LIVING   | 5.5m x 3.6m   |
| 3 | BALCONY  | MIN.1.1m wide |
| 4 | BEDROOM  | 5.2m x 4.2m   |
| 5 | BATH     | 2.7m x 3.6m   |
| 6 | PWD ROOM | 1.3m x 2.4m   |
| 7 | LAUNDRY  | 1.3m x 1.1m   |



|              |                |
|--------------|----------------|
| Suite Area   | 851.32sq. ft.  |
| Balcony Area | 227.23sq. ft.  |
| Total Area   | 1078.54sq. ft. |



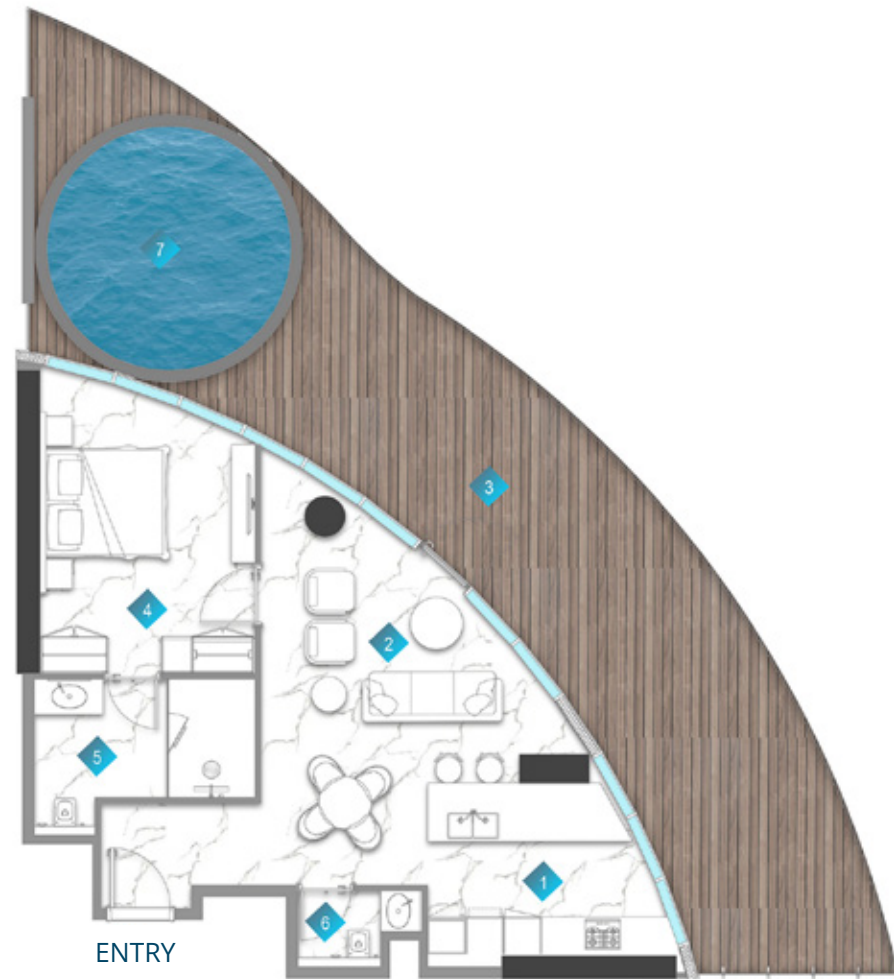
# 1 BEDROOM

TYPE 1-UNIT 222

|   |          |               |
|---|----------|---------------|
| 1 | KITCHEN  | 4.0m x 2.3m   |
| 2 | LIVING   | 5.5m x 3.6m   |
| 3 | BALCONY  | MIN.1.0m wide |
| 4 | BEDROOM  | 5.2m x 4.2m   |
| 5 | BATH     | 2.7m x 3.6m   |
| 6 | PWD ROOM | 1.3m x 2.4m   |
| 7 | LAUNDRY  | 1.3m x 1.1m   |



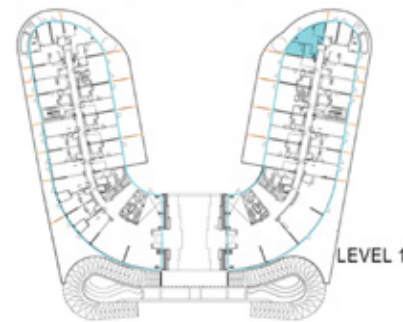
|              |                |
|--------------|----------------|
| Suite Area   | 846.80sq. ft.  |
| Balcony Area | 228.84sq. ft.  |
| Total Area   | 1075.64sq. ft. |



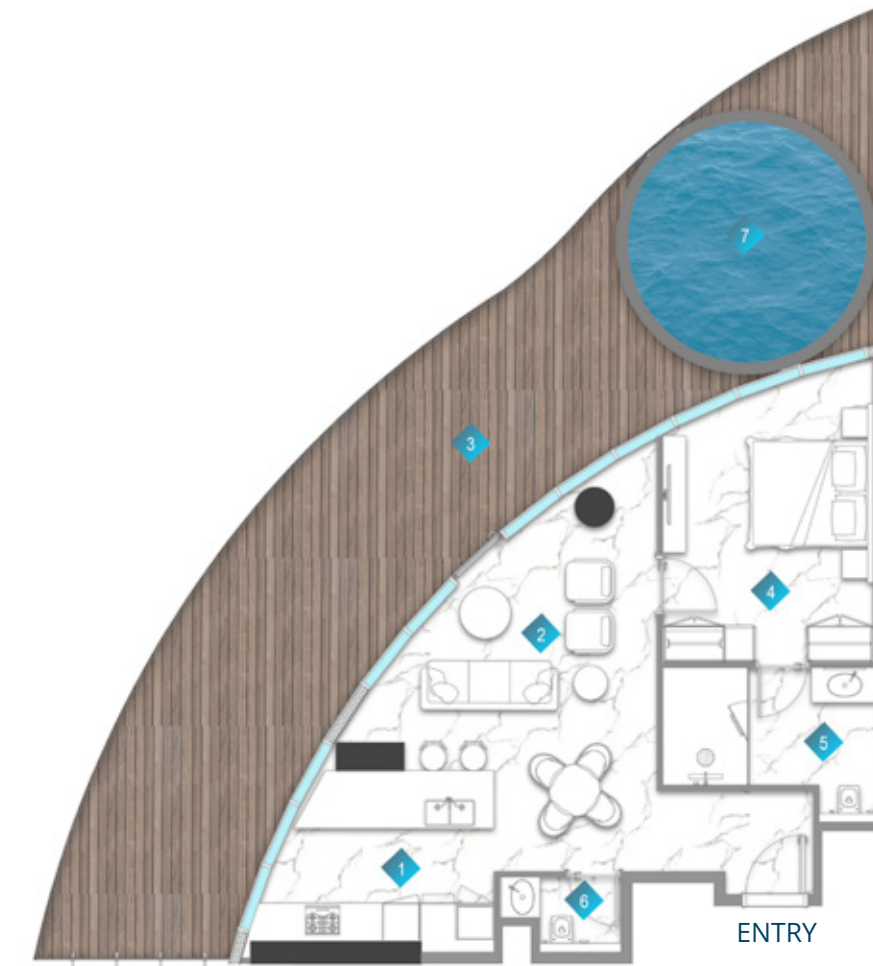
# 1 BEDROOM

TYPE 2-UNIT 105A

|   |              |               |
|---|--------------|---------------|
| 1 | KITCHEN      | 2.9m x 4.2m   |
| 2 | LIVING       | 7.5m x 5.8m   |
| 3 | BALCONY      | MIN.3.3m wide |
| 4 | BEDROOM      | 3.6m x 4.9m   |
| 5 | BATH         | 3.7m x 2.6m   |
| 6 | PWD ROOM     | 1.3m x 2.1m   |
| 7 | PRIVATE POOL |               |



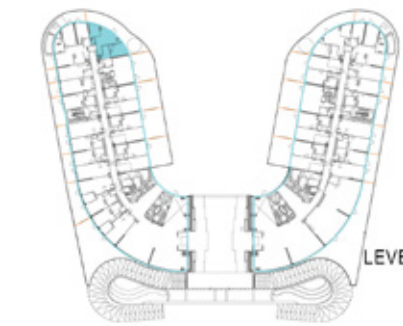
|              |                |
|--------------|----------------|
| Suite Area   | 826.88sq. ft.  |
| Balcony Area | 795.02sq. ft.  |
| Total Area   | 1621.91sq. ft. |



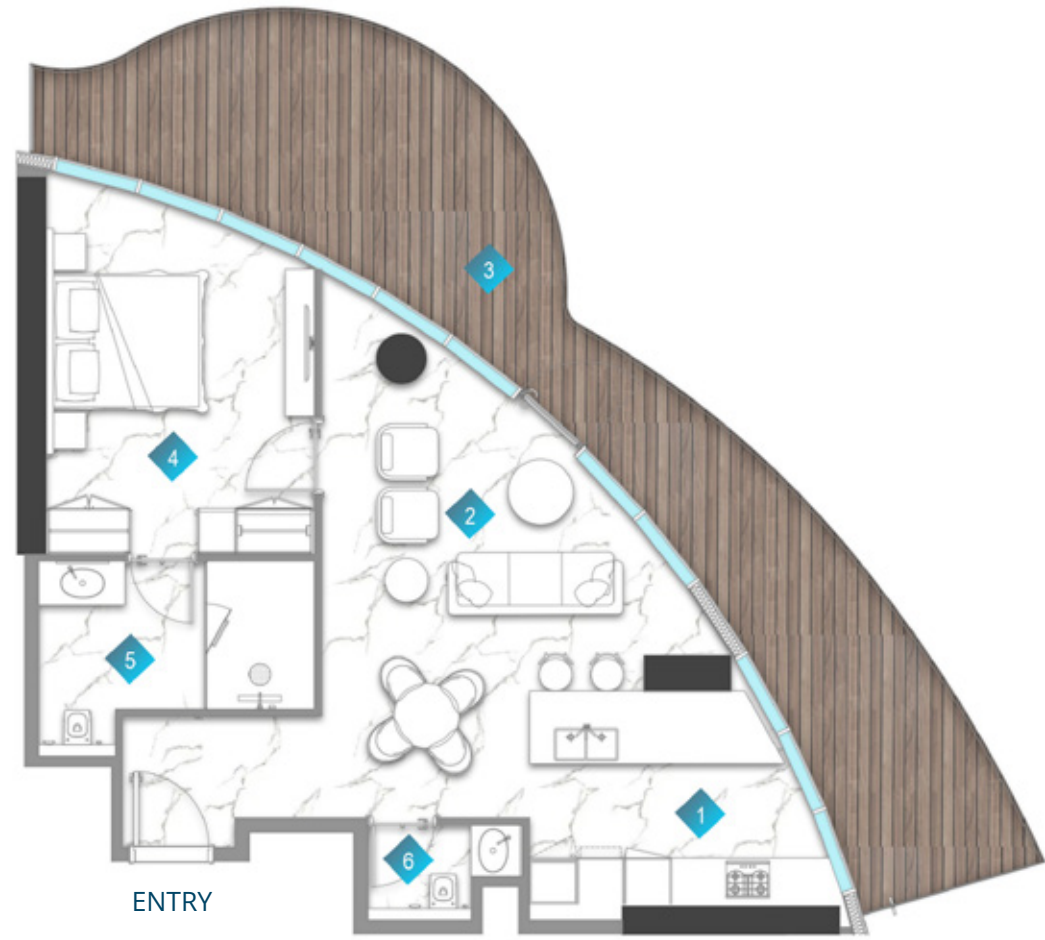
# 1 BEDROOM

TYPE 2-UNIT 114B

|   |              |               |
|---|--------------|---------------|
| 1 | KITCHEN      | 2.9m x 4.2m   |
| 2 | LIVING       | 7.5m x 5.8m   |
| 3 | BALCONY      | MIN.3.3m wide |
| 4 | BEDROOM      | 3.6m x 5.2m   |
| 5 | BATH         | 3.7m x 2.0m   |
| 6 | PWD ROOM     | 1.3m x 2.1m   |
| 7 | PRIVATE POOL |               |



|              |                |
|--------------|----------------|
| Suite Area   | 829.25sq. ft.  |
| Balcony Area | 794.91sq. ft.  |
| Total Area   | 1624.17sq. ft. |



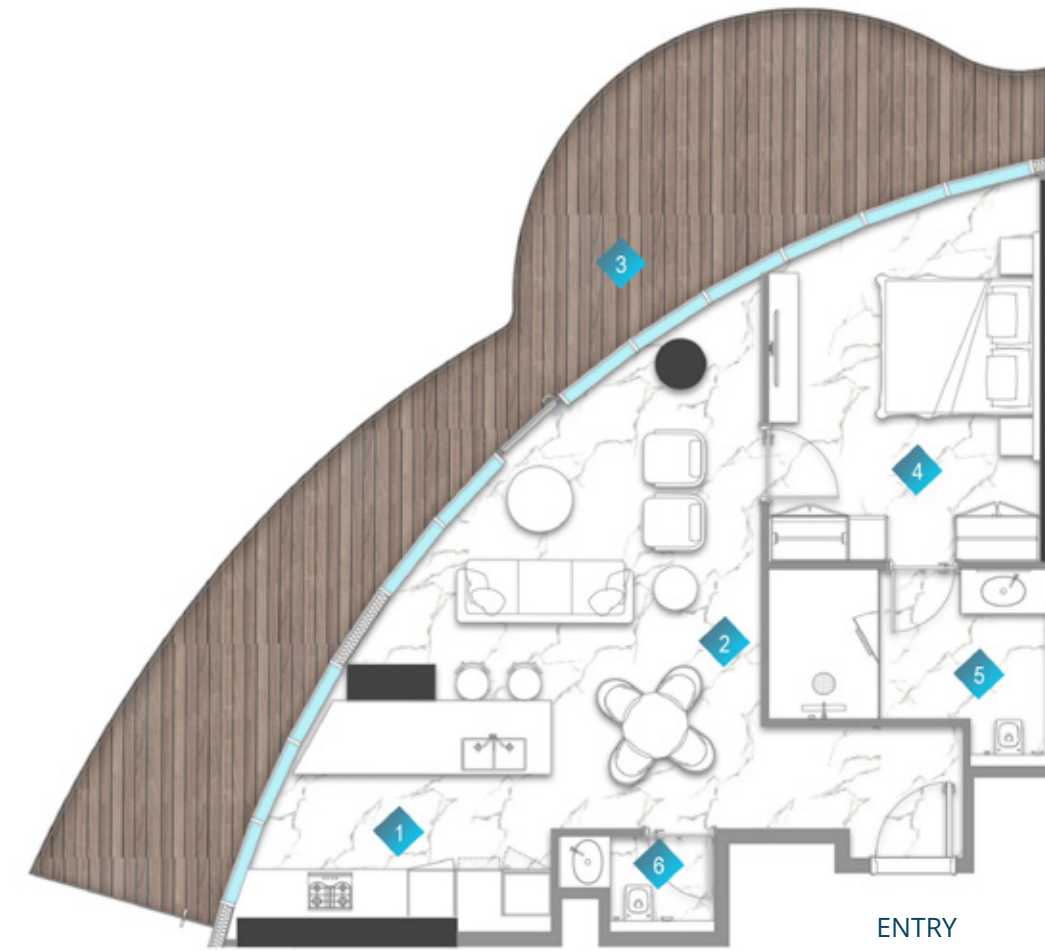
# 1 BEDROOM

TYPE 2-UNIT 201A

|   |          |               |
|---|----------|---------------|
| 1 | KITCHEN  | 4.3m x 2.9m   |
| 2 | LIVING   | 7.5m x 5.6m   |
| 3 | BALCONY  | MIN.1.1m wide |
| 4 | BEDROOM  | 3.6m x 5.2m   |
| 5 | BATH     | 3.7m x 2.0m   |
| 6 | PWD ROOM | 1.3m x 2.1m   |



|              |                |
|--------------|----------------|
| Suite Area   | 829.14sq. ft.  |
| Balcony Area | 411.18sq. ft.  |
| Total Area   | 1240.33sq. ft. |



# 1 BEDROOM

TYPE 2-UNIT 216B

|   |          |               |
|---|----------|---------------|
| 1 | KITCHEN  | 4.3m x 2.9m   |
| 2 | LIVING   | 7.5m x 5.6m   |
| 3 | BALCONY  | MIN.1.1m wide |
| 4 | BEDROOM  | 3.6m x 5.2m   |
| 5 | BATH     | 3.7m x 2.0m   |
| 6 | PWD ROOM | 1.3m x 2.1m   |



|              |                |
|--------------|----------------|
| Suite Area   | 829.25sq. ft.  |
| Balcony Area | 411.18sq. ft.  |
| Total Area   | 1240.43sq. ft. |

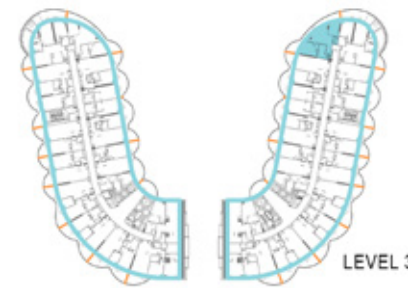
\*All images used for illustrative purposes only and do not represent the actual size, feature specifications, fitting, and furnishing. The developer reserves the right to make revision / alterations, at its absolute discretion, without any liability whatsoever.



# 1 BEDROOM

TYPE 2-UNIT 304A

|   |          |               |
|---|----------|---------------|
| 1 | KITCHEN  | 4.3m x 2.9m   |
| 2 | LIVING   | 7.5m x 5.8m   |
| 3 | BALCONY  | MIN.1.0m wide |
| 4 | BEDROOM  | 3.6m x 5.2m   |
| 5 | BATH     | 3.7m x 2.0m   |
| 6 | PWD ROOM | 1.3m x 2.1m   |



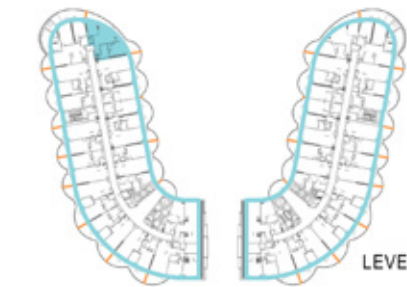
|              |                |
|--------------|----------------|
| Suite Area   | 829.47sq. ft.  |
| Balcony Area | 377.92sq. ft.  |
| Total Area   | 1207.39sq. ft. |



# 1 BEDROOM

TYPE 2-UNIT 321B

|   |          |               |
|---|----------|---------------|
| 1 | KITCHEN  | 4.3m x 2.9m   |
| 2 | LIVING   | 7.5m x 5.8m   |
| 3 | BALCONY  | MIN.1.0m wide |
| 4 | BEDROOM  | 3.6m x 5.2m   |
| 5 | BATH     | 3.7m x 2.6m   |
| 6 | PWD ROOM | 1.3m x 2.1m   |



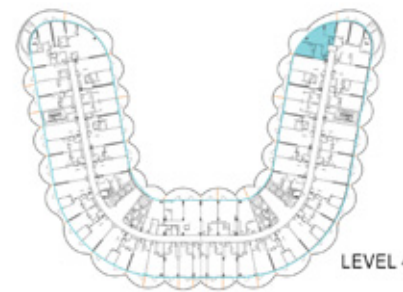
|              |                |
|--------------|----------------|
| Suite Area   | 829.25sq. ft.  |
| Balcony Area | 377.92sq. ft.  |
| Total Area   | 1207.17sq. ft. |



# 1 BEDROOM

TYPE 2-UNIT 404A

|   |          |               |
|---|----------|---------------|
| 1 | KITCHEN  | 4.2m x 2.9m   |
| 2 | LIVING   | 7.5m x 5.8m   |
| 3 | BALCONY  | MIN.1.1m wide |
| 4 | BEDROOM  | 3.6m x 5.2m   |
| 5 | BATH     | 3.7m x 2.0m   |
| 6 | PWD ROOM | 1.3m x 2.1m   |



LEVEL 4

|              |                |
|--------------|----------------|
| Suite Area   | 829.79sq. ft.  |
| Balcony Area | 411.29sq. ft.  |
| Total Area   | 1241.08sq. ft. |



# 1 BEDROOM

TYPE 2-UNIT 504A

|   |          |               |
|---|----------|---------------|
| 1 | KITCHEN  | 4.3m x 2.9m   |
| 2 | LIVING   | 7.5m x 5.8m   |
| 3 | BALCONY  | MIN.1.0m wide |
| 4 | BEDROOM  | 3.6m x 5.2m   |
| 5 | BATH     | 3.7m x 2.0m   |
| 6 | PWD ROOM | 1.3m x 2.1m   |

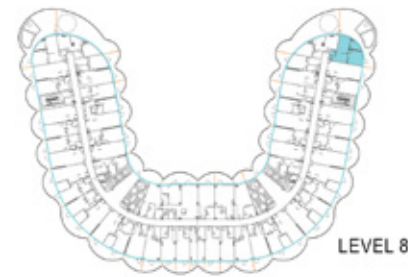
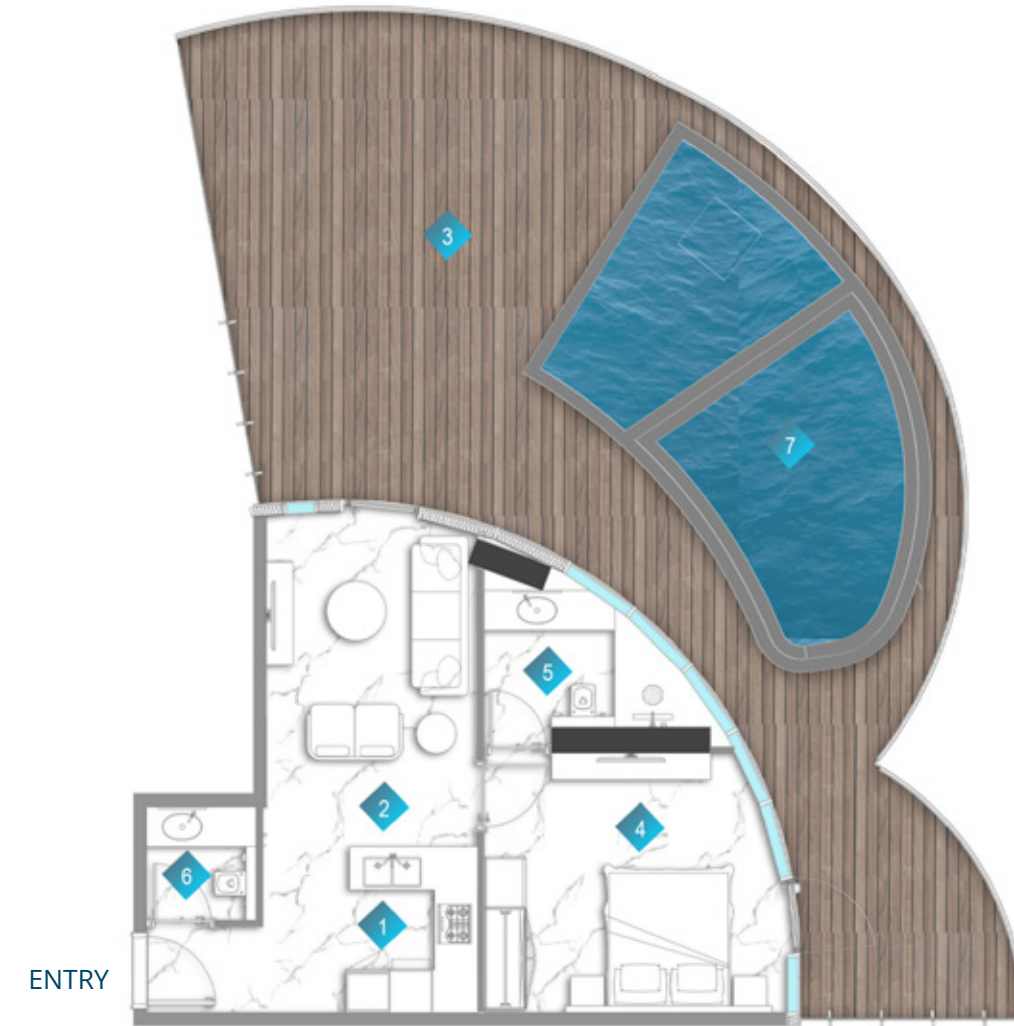


LEVEL 5

|              |                |
|--------------|----------------|
| Suite Area   | 829.47sq. ft.  |
| Balcony Area | 377.92sq. ft.  |
| Total Area   | 1207.39sq. ft. |

# 1 BEDROOM

TYPE 3-UNIT 803C



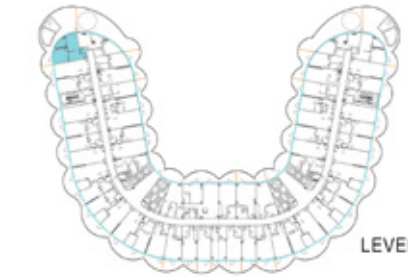
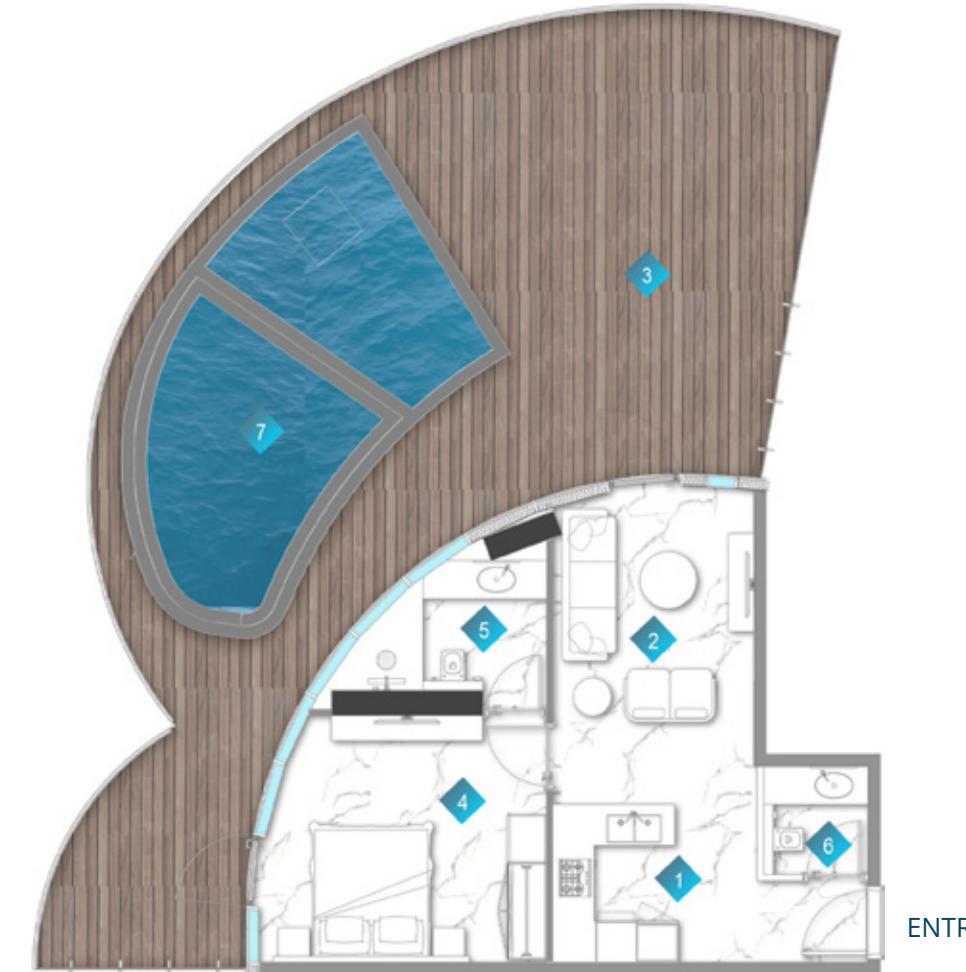
LEVEL 8

|   |              |               |
|---|--------------|---------------|
| 1 | KITCHEN      | 2.5m x 1.9m   |
| 2 | LIVING       | 4.4m x 3.1m   |
| 3 | BALCONY      | MIN.1.6m wide |
| 4 | BEDROOM      | 4.5m x 3.9m   |
| 5 | BATH         | 2.6m x 3.4m   |
| 6 | PWD ROOM     | 1.7m x 1.6m   |
| 7 | PRIVATE POOL |               |

|              |                |
|--------------|----------------|
| Suite Area   | 631.30sq. ft.  |
| Balcony Area | 1050.77sq. ft. |
| Total Area   | 1682.08sq. ft. |

# 1 BEDROOM

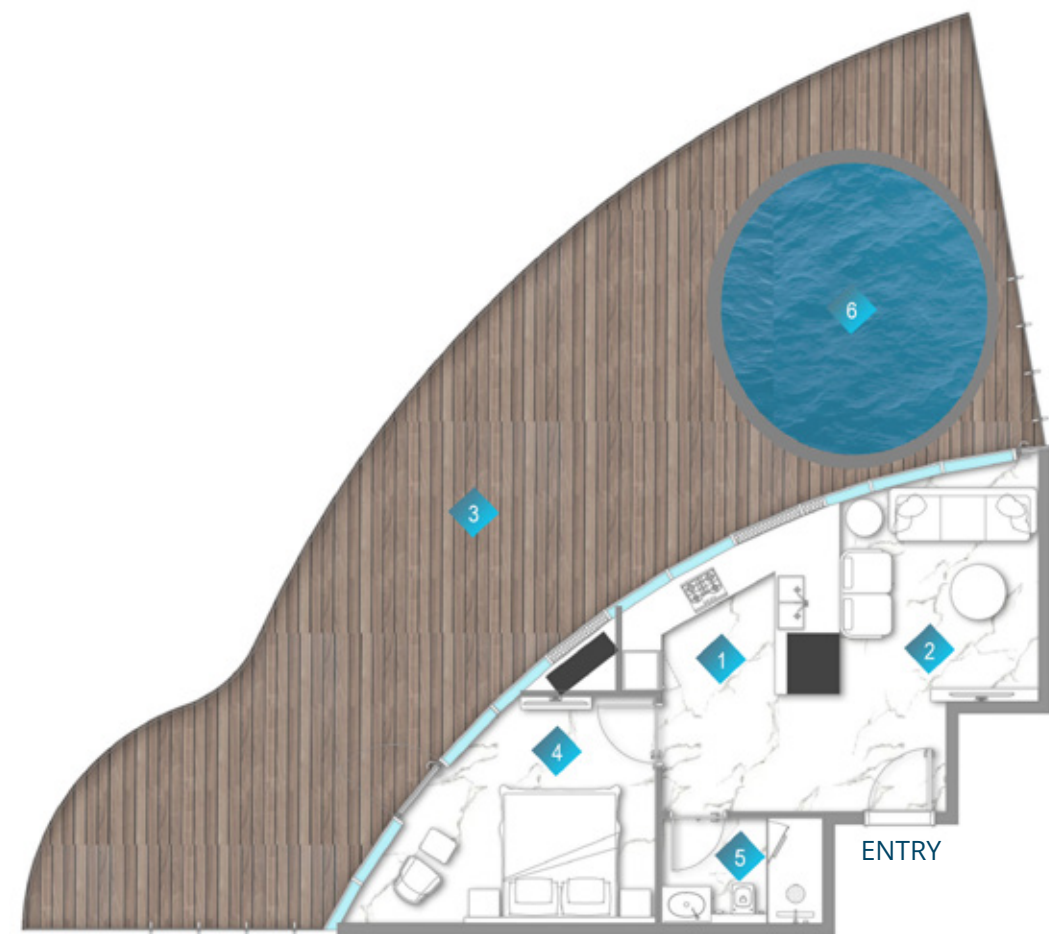
TYPE 3-UNIT 819A



LEVEL 8

|   |              |               |
|---|--------------|---------------|
| 1 | KITCHEN      | 2.5m x 1.9m   |
| 2 | LIVING       | 4.4m x 3.1m   |
| 3 | BALCONY      | MIN.1.6m wide |
| 4 | BEDROOM      | 4.7m x 3.9m   |
| 5 | BATH         | 2.6m x 3.4m   |
| 6 | PWD ROOM     | 1.7m x 1.6m   |
| 7 | PRIVATE POOL |               |

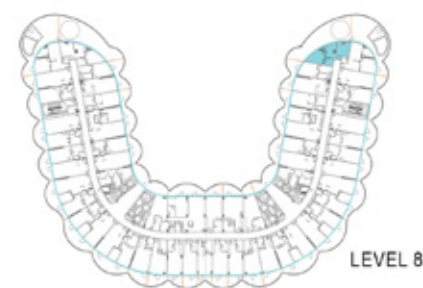
|              |                |
|--------------|----------------|
| Suite Area   | 631.41sq. ft.  |
| Balcony Area | 1050.67sq. ft. |
| Total Area   | 1682.08sq. ft. |



# 1 BEDROOM

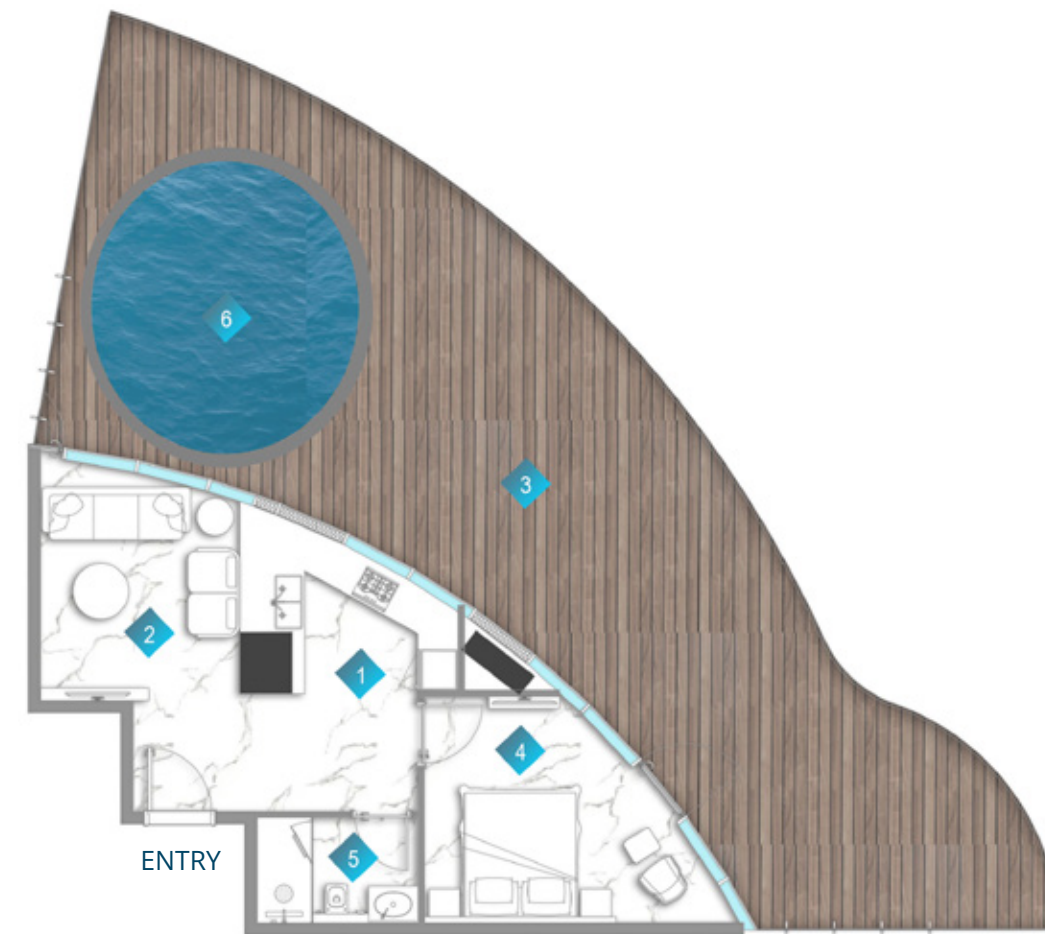
TYPE 4 - UNIT 803B

|   |              |               |
|---|--------------|---------------|
| 1 | KITCHEN      | 2.4m x 2.1m   |
| 2 | LIVING       | 4.1m x 3.6m   |
| 3 | BALCONY      | MIN.4.8m wide |
| 4 | BEDROOM      | 5.2m x 3.6m   |
| 5 | BATH         | 2.4m x 2.1m   |
| 6 | PRIVATE POOL |               |



LEVEL 8

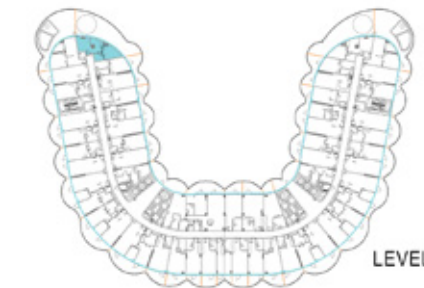
|              |                |
|--------------|----------------|
| Suite Area   | 566.72sq. ft.  |
| Balcony Area | 1020.74sq. ft. |
| Total Area   | 1587.46sq. ft. |



# 1 BEDROOM

TYPE 4 - UNIT 819B

|   |              |               |
|---|--------------|---------------|
| 1 | KITCHEN      | 2.4m x 2.1m   |
| 2 | LIVING       | 4.1m x 3.6m   |
| 3 | BALCONY      | MIN.4.8m wide |
| 4 | BEDROOM      | 5.2m x 3.6m   |
| 5 | BATH         | 2.4m x 2.1m   |
| 6 | PRIVATE POOL |               |

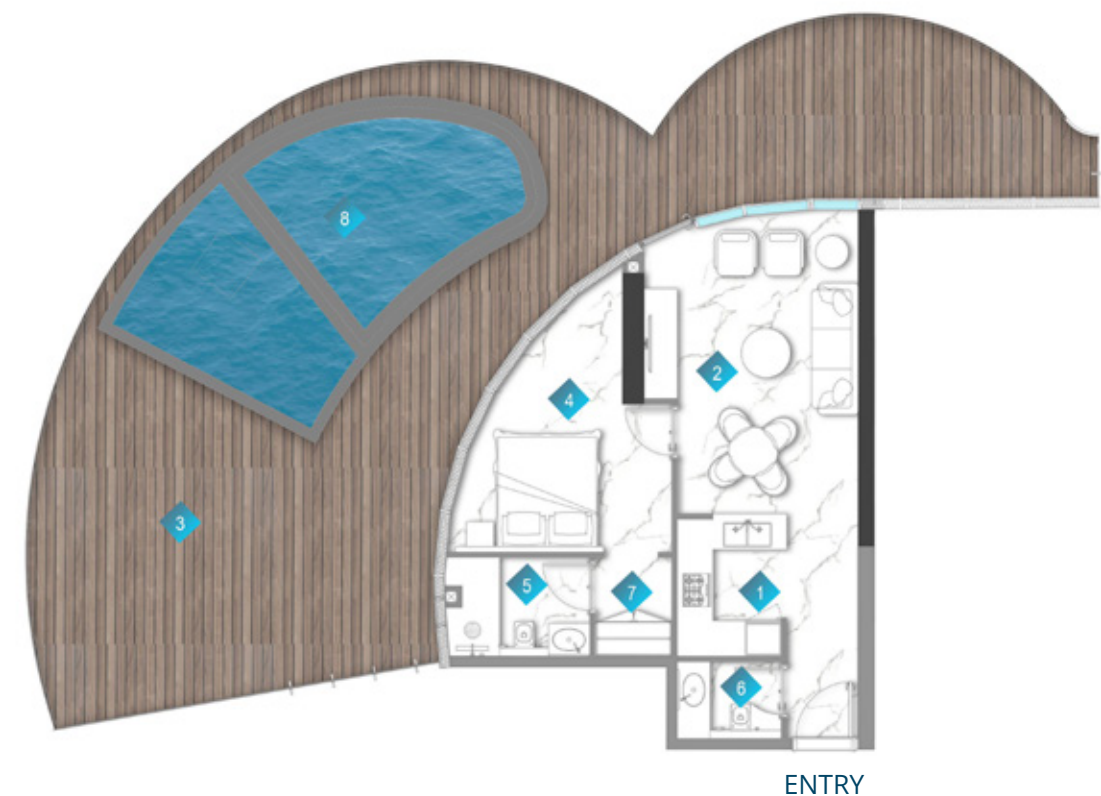


LEVEL 8

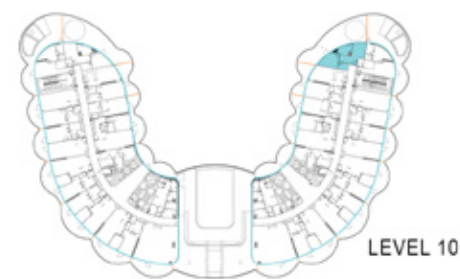
|              |                |
|--------------|----------------|
| Suite Area   | 566.83sq. ft.  |
| Balcony Area | 1020.85sq. ft. |
| Total Area   | 1587.68sq. ft. |

# 1 BEDROOM

TYPE 5 - UNIT 1002C



ENTRY



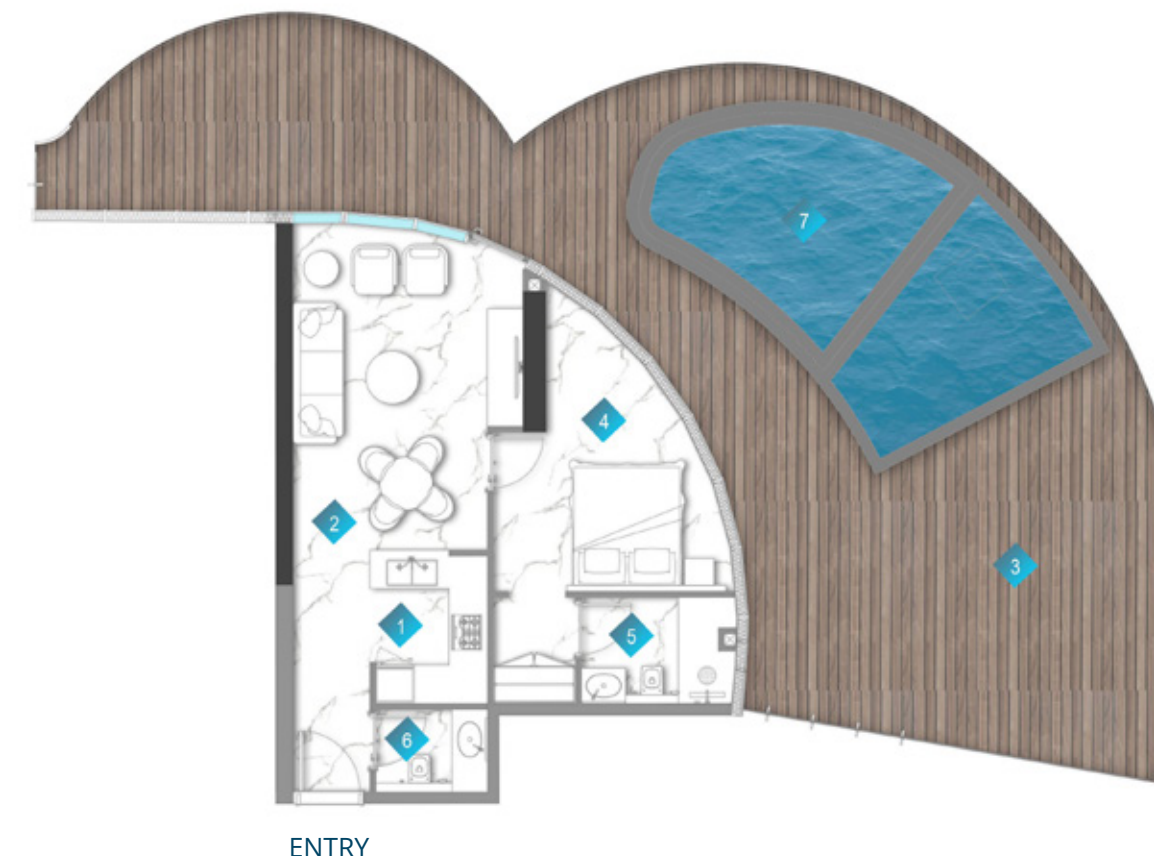
LEVEL 10

|   |              |               |
|---|--------------|---------------|
| 1 | KITCHEN      | 2.6m x 1.9m   |
| 2 | LIVING       | 5.5m x 3.9m   |
| 3 | BALCONY      | MIN.1.6m wide |
| 4 | BEDROOM      | 5.2m x 4.0m   |
| 5 | BATH         | 2.6m x 1.8m   |
| 6 | DRESS ROOM   | 1.8m x 1.4m   |
| 7 | PWD ROOM     | 1.8m x 1.4m   |
| 8 | PRIVATE POOL |               |

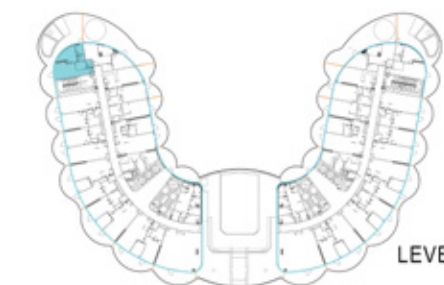
|              |                |
|--------------|----------------|
| Suite Area   | 638.41sq. ft.  |
| Balcony Area | 1188.23sq. ft. |
| Total Area   | 1826.64sq. ft. |

# 1 BEDROOM

TYPE 5 - UNIT 1013A



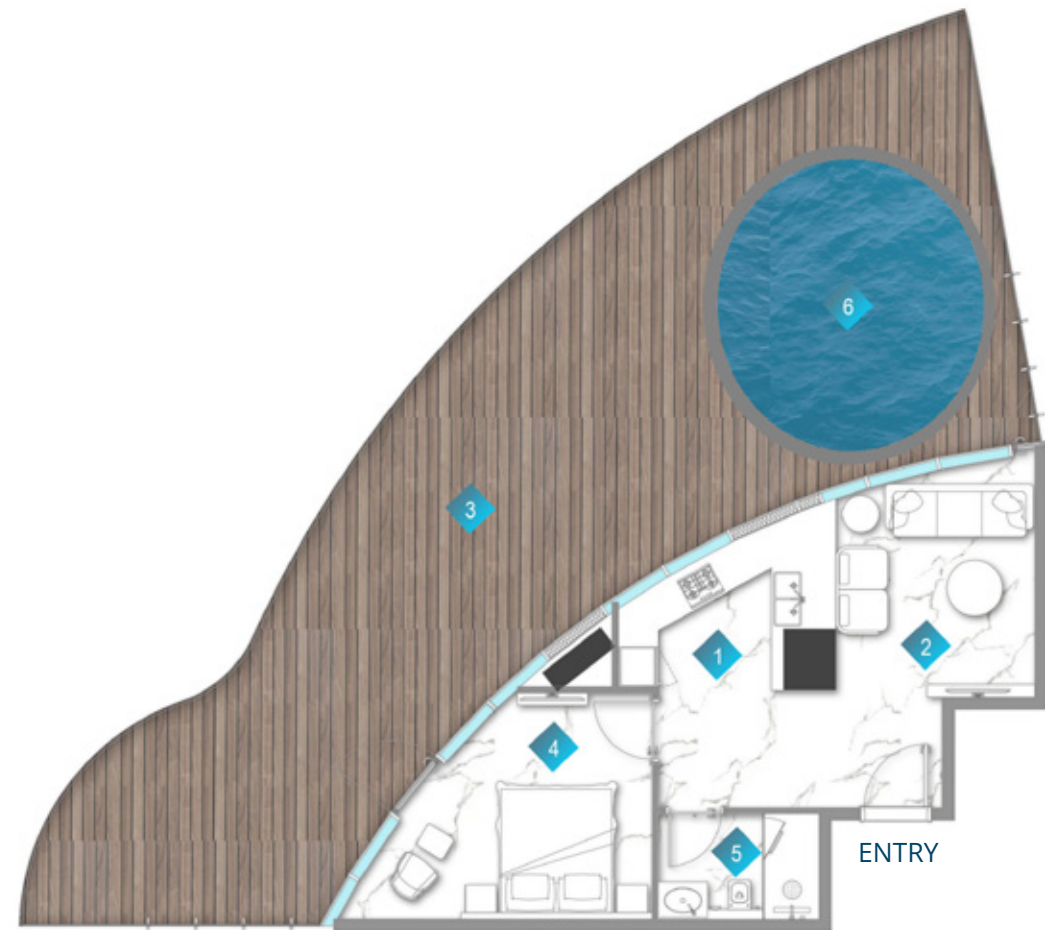
ENTRY



LEVEL 10

|   |              |               |
|---|--------------|---------------|
| 1 | KITCHEN      | 2.5m x 1.9m   |
| 2 | LIVING       | 5.5m x 3.9m   |
| 3 | BALCONY      | MIN.1.6m wide |
| 4 | BEDROOM      | 5.0m x 4.1m   |
| 5 | BATH         | 2.6m x 1.8m   |
| 6 | DRESSW ROOM  | 1.8m x 1.4m   |
| 7 | PWD ROOM     | 1.8m x 1.4m   |
| 8 | PRIVATE POOL |               |

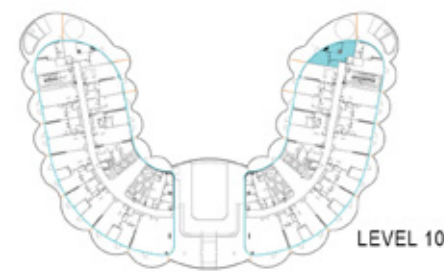
|              |                |
|--------------|----------------|
| Suite Area   | 638.52sq. ft.  |
| Balcony Area | 1189.63sq. ft. |
| Total Area   | 1828.14sq. ft. |



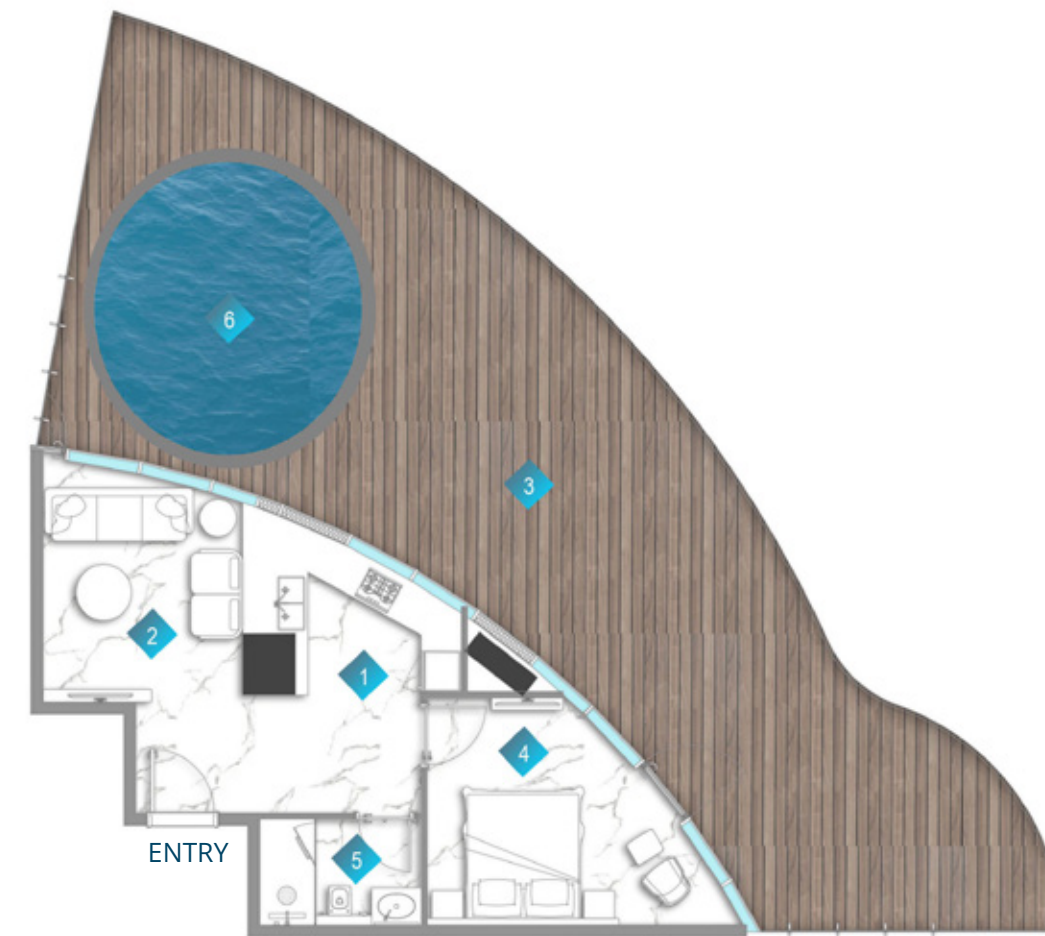
# 1 BEDROOM

TYPE 6-UNIT 1002B

|   |              |               |
|---|--------------|---------------|
| 1 | KITCHEN      | 1.3m x 3.3m   |
| 2 | LIVING       | 4.0m x 3.2m   |
| 3 | BALCONY      | MIN.3.4m wide |
| 4 | BEDROOM      | 5.1m x 3.6m   |
| 5 | BATH         | 2.6m x 1.7m   |
| 6 | PRIVATE POOL |               |



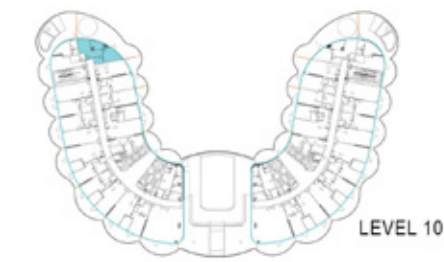
|              |                |
|--------------|----------------|
| Suite Area   | 568.33sq. ft.  |
| Balcony Area | 995.02sq. ft.  |
| Total Area   | 1563.67sq. ft. |



# 1 BEDROOM

TYPE 6-UNIT 1013B

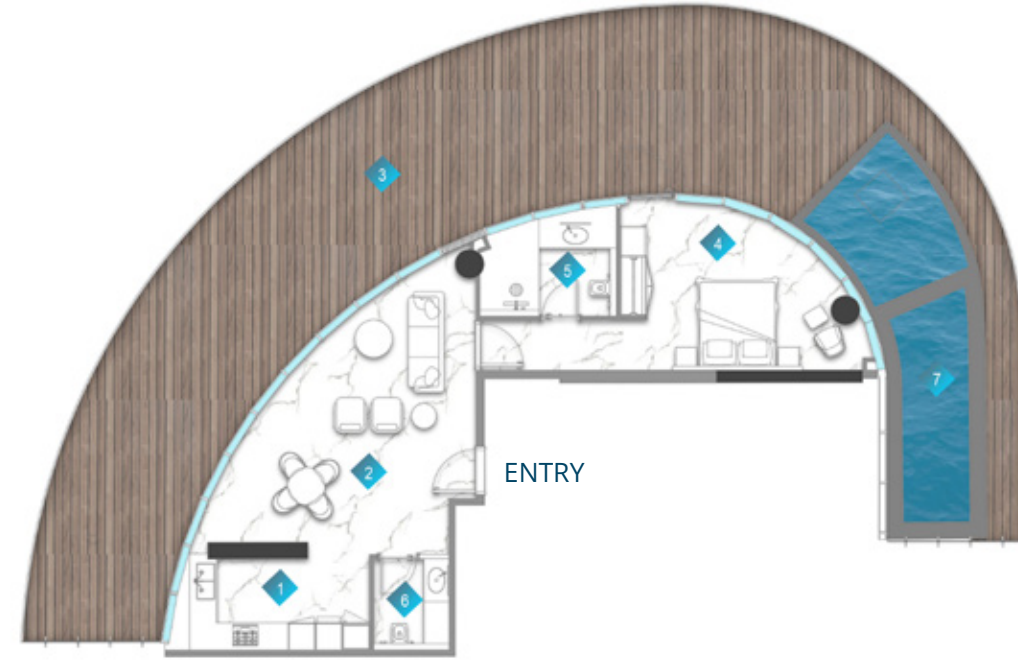
|   |              |               |
|---|--------------|---------------|
| 1 | KITCHEN      | 3.3m x 1.3m   |
| 2 | LIVING       | 4.0m x 3.3m   |
| 3 | BALCONY      | MIN.3.5m wide |
| 4 | BEDROOM      | 5.1m x 3.6m   |
| 5 | BATH         | 2.6m x 1.9m   |
| 6 | PRIVATE POOL |               |



|              |                |
|--------------|----------------|
| Suite Area   | 568.33sq. ft.  |
| Balcony Area | 995.02sq. ft.  |
| Total Area   | 1563.67sq. ft. |

# 1 BEDROOM

TYPE 7 - UNIT 1101B



|   |              |               |
|---|--------------|---------------|
| 1 | KITCHEN      | 4.8m x 2.1m   |
| 2 | LIVING       | 7.1m x 6.1m   |
| 3 | BALCONY      | MIN.3.2m wide |
| 4 | BEDROOM      | 4.5m x 4.0m   |
| 5 | BATH         | 2.7m x 3.2m   |
| 6 | PWD ROOM     | 1.8m x 2.1m   |
| 7 | PRIVATE POOL |               |



LEVEL 11

|              |                |
|--------------|----------------|
| Suite Area   | 917.84sq. ft.  |
| Balcony Area | 1508.99sq. ft. |
| Total Area   | 2426.83sq. ft. |

# 1 BEDROOM

TYPE 8 - UNIT 1104A



|   |          |               |
|---|----------|---------------|
| 1 | KITCHEN  | 3.6m x 2.5m   |
| 2 | LIVING   | 5.2m x 5.7m   |
| 3 | BALCONY  | MIN.3.2m wide |
| 4 | BEDROOM  | 4.6m x 4.0m   |
| 5 | BATH     | 3.3m x 1.8m   |
| 6 | PWD ROOM | 1.2m x 1.5m   |
| 7 | LAUNDRY  | 1.3m x 1.0m   |



LEVEL 11

|              |                |
|--------------|----------------|
| Suite Area   | 733.35sq. ft.  |
| Balcony Area | 392.45sq. ft.  |
| Total Area   | 1125.80sq. ft. |



# 1 BEDROOM

TYPE 8 - UNIT 1105B

|   |          |               |
|---|----------|---------------|
| 1 | KITCHEN  | 3.6m x 2.4m   |
| 2 | LIVING   | 5.4m x 5.1m   |
| 3 | BALCONY  | MIN.3.2m wide |
| 4 | BEDROOM  | 4.0m x 4.5m   |
| 5 | BATH     | 3.3m x 1.8m   |
| 6 | PWD ROOM | 1.2m x 1.5m   |
| 7 | LAUNDRY  | 1.3m x 1.0m   |



LEVEL 11

|              |                |
|--------------|----------------|
| Suite Area   | 732.70sq. ft.  |
| Balcony Area | 392.45sq. ft.  |
| Total Area   | 1125.15sq. ft. |



# 1 BEDROOM

TYPE 9 - UNIT 1201A

|   |          |              |
|---|----------|--------------|
| 1 | KITCHEN  | 3.6m x 1.9m  |
| 2 | LIVING   | 3.4m x 6.5m  |
| 3 | BALCONY  | 2.6m x 10.7m |
| 4 | BEDROOM  | 4.2m x 4.1m  |
| 5 | BATH     | 1.7m x 4.0m  |
| 6 | PWD ROOM | 1.3m x 1.7m  |



LEVEL 12

|              |                |
|--------------|----------------|
| Suite Area   | 699.98sq. ft.  |
| Balcony Area | 313.45sq. ft.  |
| Total Area   | 1013.42sq. ft. |



# 1 BEDROOM

TYPE 9 - UNIT 1202E

|   |          |              |
|---|----------|--------------|
| 1 | KITCHEN  | 3.6m x 1.9m  |
| 2 | LIVING   | 3.4m x 6.5m  |
| 3 | BALCONY  | 2.6m x 10.7m |
| 4 | BEDROOM  | 4.2m x 4.1m  |
| 5 | BATH     | 1.7m x 4.0m  |
| 6 | PWD ROOM | 1.3m x 1.7m  |



LEVEL 12

|              |                |
|--------------|----------------|
| Suite Area   | 699.98sq. ft.  |
| Balcony Area | 309.57sq. ft.  |
| Total Area   | 1009.55sq. ft. |



# 1 BEDROOM

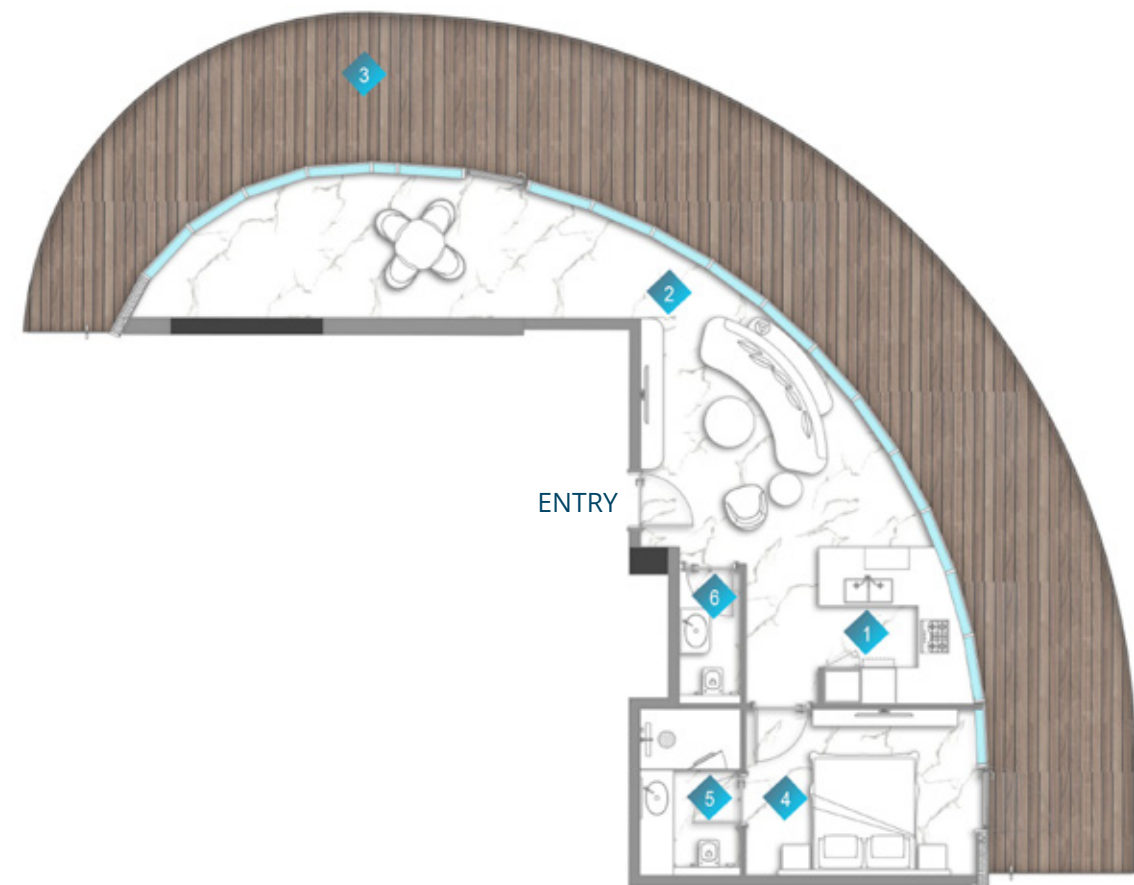
TYPE 10 - UNIT 1201B

|   |          |               |
|---|----------|---------------|
| 1 | KITCHEN  | 2.4m x 2.2m   |
| 2 | LIVING   | Varies        |
| 3 | BALCONY  | MIN.1.5m wide |
| 4 | BEDROOM  | 2.9m x 4.2m   |
| 5 | BATH     | 2.9m x 1.8m   |
| 6 | PWD ROOM | 1.1m x 2.4m   |



LEVEL 12

|              |                |
|--------------|----------------|
| Suite Area   | 815.69sq. ft.  |
| Balcony Area | 798.68sq. ft.  |
| Total Area   | 1614.37sq. ft. |



# 1 BEDROOM

TYPE 10-UNIT 1202D

|   |          |               |
|---|----------|---------------|
| 1 | KITCHEN  | 2.4m x 2.2m   |
| 2 | LIVING   | Varies        |
| 3 | BALCONY  | MIN.1.5m wide |
| 4 | BEDROOM  | 2.9m x 4.1m   |
| 5 | BATH     | 2.9m x 1.8m   |
| 6 | PWD ROOM | 1.1m x 2.4m   |



LEVEL 12

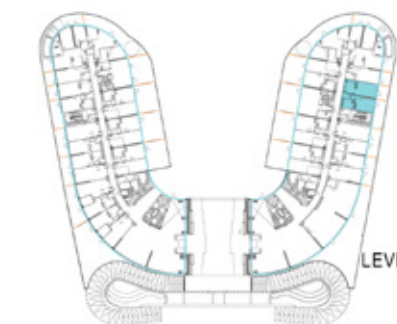
|              |                |
|--------------|----------------|
| Suite Area   | 815.69sq. ft.  |
| Balcony Area | 798.68sq. ft.  |
| Total Area   | 1614.37sq. ft. |



# 1 BEDROOM

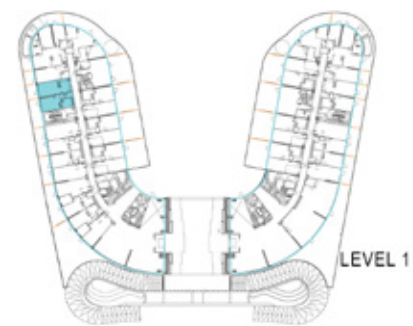
TYPE 11-UNIT 106B

|   |          |              |
|---|----------|--------------|
| 1 | KITCHEN  | 3.0m x 2.2m  |
| 2 | LIVING   | 5.8m x 4.0m  |
| 3 | BALCONY  | 3.3m x 12.6m |
| 4 | BEDROOM  | 5.1m x 3.9m  |
| 5 | BATH     | 2.6m x 3.0m  |
| 6 | PWD ROOM | 1.4m x 2.5m  |
| 7 | LAUNDRY  | 1.4m x 1.1m  |



LEVEL 1

|              |                |
|--------------|----------------|
| Suite Area   | 849.49sq. ft.  |
| Balcony Area | 471.78sq. ft.  |
| Total Area   | 1321.27sq. ft. |



# 1 BEDROOM

TYPE 11-UNIT 113A

|   |          |              |
|---|----------|--------------|
| 1 | KITCHEN  | 3.0m x 2.2m  |
| 2 | LIVING   | 5.8m x 4.0m  |
| 3 | BALCONY  | 3.3m x 12.6m |
| 4 | BEDROOM  | 5.1m x 3.9m  |
| 5 | BATH     | 2.6m x 3.0m  |
| 6 | PWD ROOM | 1.4m x 2.5m  |
| 7 | LAUNDRY  | 1.4m x 1.1m  |

|              |                |
|--------------|----------------|
| Suite Area   | 850.89sq. ft.  |
| Balcony Area | 472.00sq. ft.  |
| Total Area   | 1322.88sq. ft. |



# 1 BEDROOM

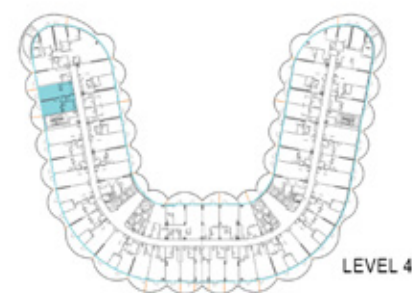
TYPE 11-UNIT 215A

|   |          |               |
|---|----------|---------------|
| 1 | KITCHEN  | 3.0m x 2.2m   |
| 2 | LIVING   | 5.8m x 4.0m   |
| 3 | BALCONY  | MIN.1.1m wide |
| 4 | BEDROOM  | 5.1m x 3.9m   |
| 5 | BATH     | 3.0m x 2.6m   |
| 6 | PWD ROOM | 1.4m x 2.5m   |
| 7 | LAUNDRY  | 1.4m x 1.1m   |

|              |                |
|--------------|----------------|
| Suite Area   | 850.99sq. ft.  |
| Balcony Area | 366.94sq. ft.  |
| Total Area   | 1217.94sq. ft. |



ENTRY



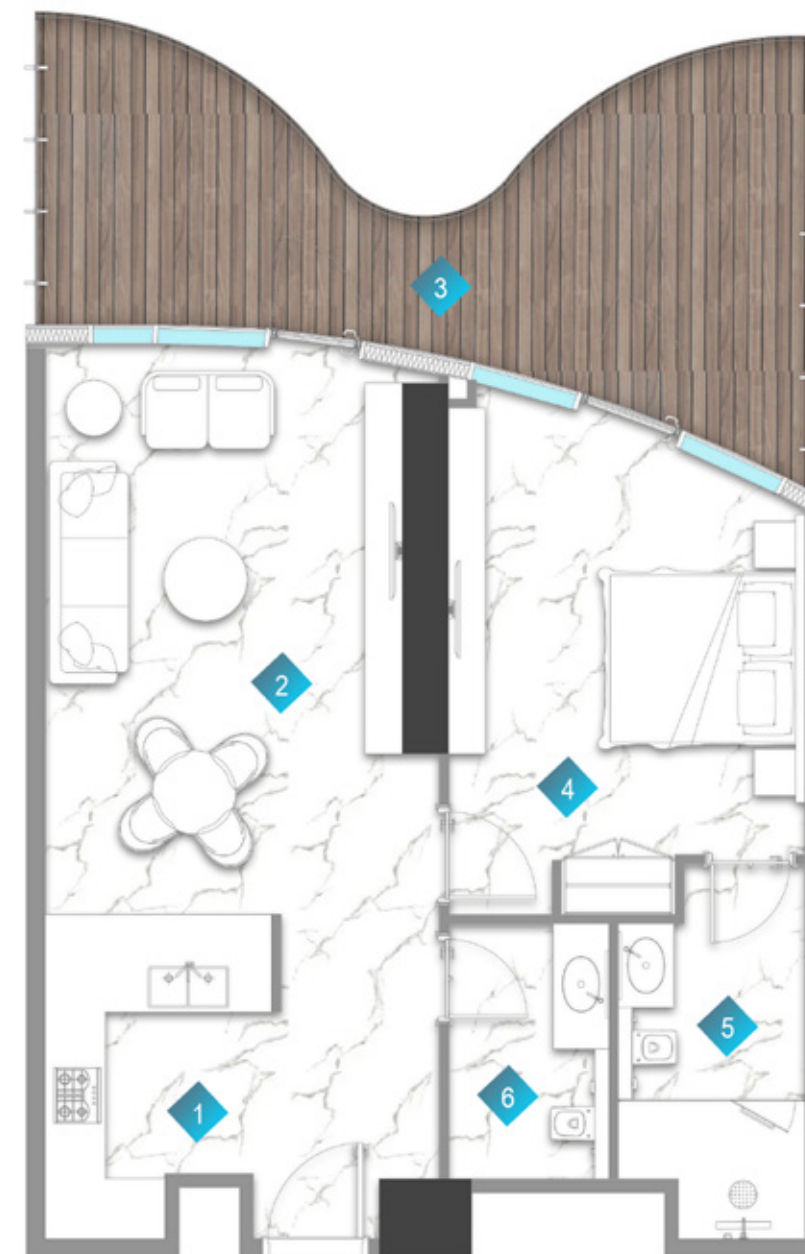
LEVEL 4

# 1 BEDROOM

TYPE 11 - UNIT 419A

|   |          |               |
|---|----------|---------------|
| 1 | KITCHEN  | 3.0m x 2.2m   |
| 2 | LIVING   | 5.8m x 4.0m   |
| 3 | BALCONY  | MIN.1.1m wide |
| 4 | BEDROOM  | 5.1m x 3.9m   |
| 5 | BATH     | 2.7m x 3.0m   |
| 6 | PWD ROOM | 1.4m x 2.5m   |
| 7 | LAUNDRY  | 1.4m x 1.1m   |

|              |                |
|--------------|----------------|
| Suite Area   | 851.21sq. ft.  |
| Balcony Area | 342.51sq. ft.  |
| Total Area   | 1193.72sq. ft. |



ENTRY



LEVEL 8

# 1 BEDROOM

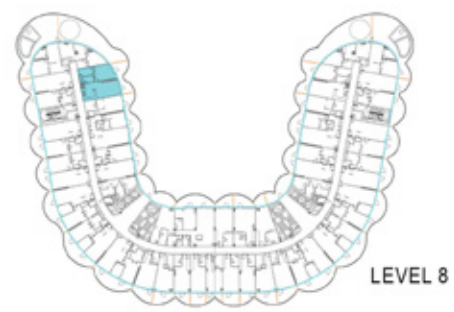
TYPE 12 - UNIT 803A

|   |          |               |
|---|----------|---------------|
| 1 | KITCHEN  | 2.7m x 2.4m   |
| 2 | LIVING   | 6.1m x 3.8m   |
| 3 | BALCONY  | MIN.1.4m wide |
| 4 | BEDROOM  | 5.7m x 3.8m   |
| 5 | BATH     | 4.0m x 2.0m   |
| 6 | PWD ROOM | 1.7m x 2.7m   |

|              |                |
|--------------|----------------|
| Suite Area   | 814.18sq. ft.  |
| Balcony Area | 264.68sq. ft.  |
| Total Area   | 1078.87sq. ft. |



ENTRY



LEVEL 8

# 1 BEDROOM

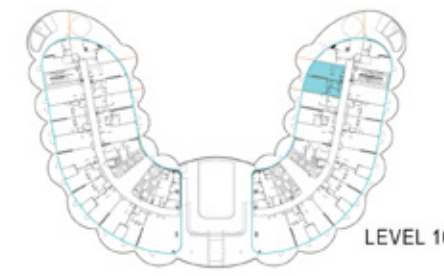
TYPE 12 - UNIT 819C

|   |          |               |
|---|----------|---------------|
| 1 | KITCHEN  | 2.7m x 2.4m   |
| 2 | LIVING   | 6.1m x 3.8m   |
| 3 | BALCONY  | MIN.1.4m wide |
| 4 | BEDROOM  | 5.7m x 3.8m   |
| 5 | BATH     | 4.0m x 2.0m   |
| 6 | PWD ROOM | 1.7m x 2.7m   |

|              |                |
|--------------|----------------|
| Suite Area   | 814.07sq. ft.  |
| Balcony Area | 264.68sq. ft.  |
| Total Area   | 1078.76sq. ft. |



ENTRY



LEVEL 10

# 1 BEDROOM

TYPE 13 - UNIT 1002A

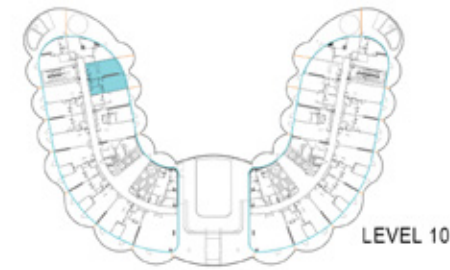
|   |          |               |
|---|----------|---------------|
| 1 | KITCHEN  | 2.8m x 3.3m   |
| 2 | LIVING   | 5.9m x 3.8m   |
| 3 | BALCONY  | MIN.1.4m wide |
| 4 | BEDROOM  | 6.1m x 3.9m   |
| 5 | BATH     | 3.4m x 1.9m   |
| 6 | PWD ROOM | 1.8m x 1.9m   |

|              |                |
|--------------|----------------|
| Suite Area   | 806.86sq. ft.  |
| Balcony Area | 260.16sq. ft.  |
| Total Area   | 1067.03sq. ft. |

\*All images used for illustrative purposes only and do not represent the actual size, feature specifications, fitting, and furnishing. The developer reserves the right to make revision / alterations, at its absolute discretion, without any liability whatsoever.



ENTRY



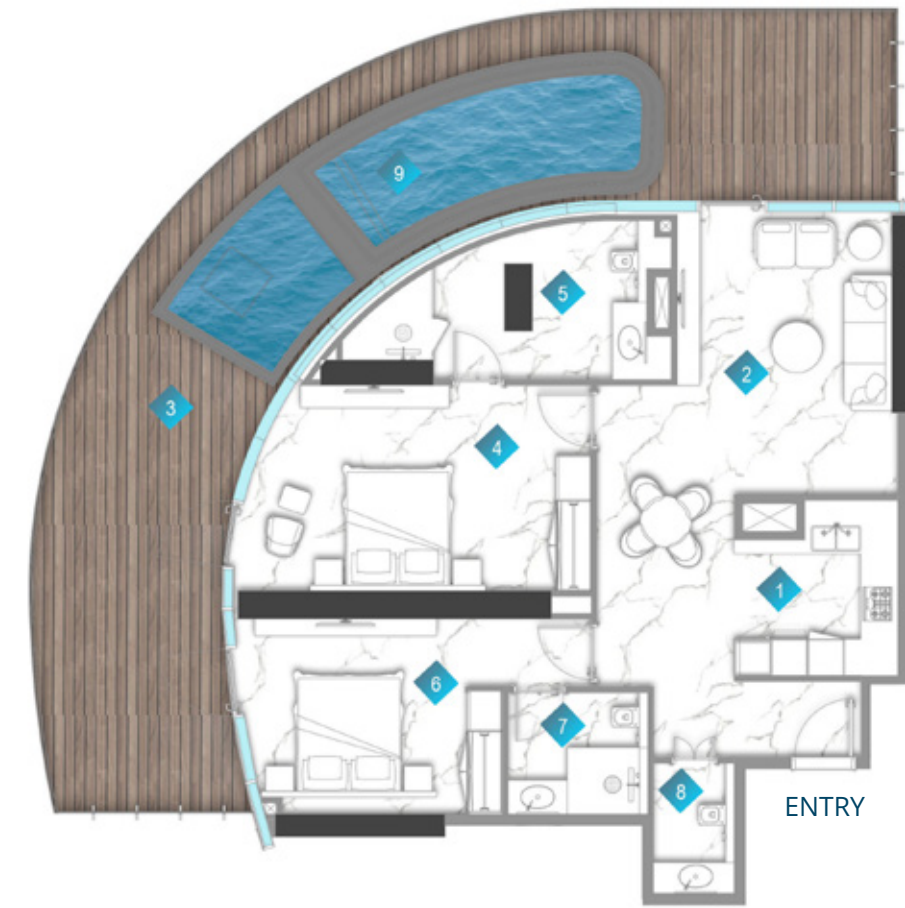
LEVEL 10

# 1 BEDROOM

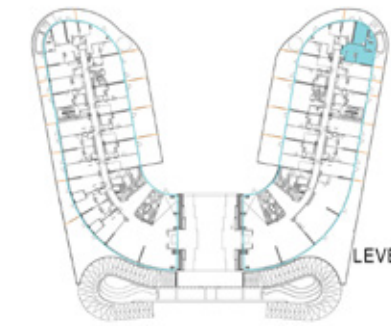
TYPE 13 - UNIT 1013C

|   |          |               |
|---|----------|---------------|
| 1 | KITCHEN  | 3.3m x 2.8m   |
| 2 | LIVING   | 5.9m x 3.8m   |
| 3 | BALCONY  | MIN.1.4m wide |
| 4 | BEDROOM  | 6.1m x 3.9m   |
| 5 | BATH     | 3.4m x 1.9m   |
| 6 | PWD ROOM | 1.9m x 1.8m   |

|              |                |
|--------------|----------------|
| Suite Area   | 807.19sq. ft.  |
| Balcony Area | 260.16sq. ft.  |
| Total Area   | 1067.35sq. ft. |



ENTRY



LEVEL 1

# 2 BEDROOM

TYPE 1 - UNIT 105B

|   |              |               |
|---|--------------|---------------|
| 1 | KITCHEN      | 2.7m x 3.0m   |
| 2 | LIVING       | 3.8m x 5.0m   |
| 3 | BALCONY      | MIN.3.3m wide |
| 4 | BEDROOM      | 3.6m x 6.2m   |
| 5 | BATH         | 2.8m x 5.8m   |
| 6 | BEDROOM      | 3.4m x 4.3m   |
| 7 | BATH         | 2.4m x 2.1m   |
| 8 | PWD ROOM     | 1.4m x 2.2m   |
| 9 | PRIVATE POOL |               |

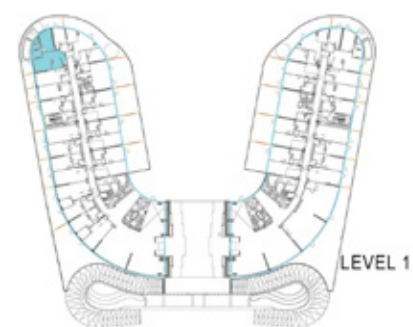
|              |                |
|--------------|----------------|
| Suite Area   | 1236.77sq. ft. |
| Balcony Area | 843.03sq. ft.  |
| Total Area   | 2079.80sq. ft. |



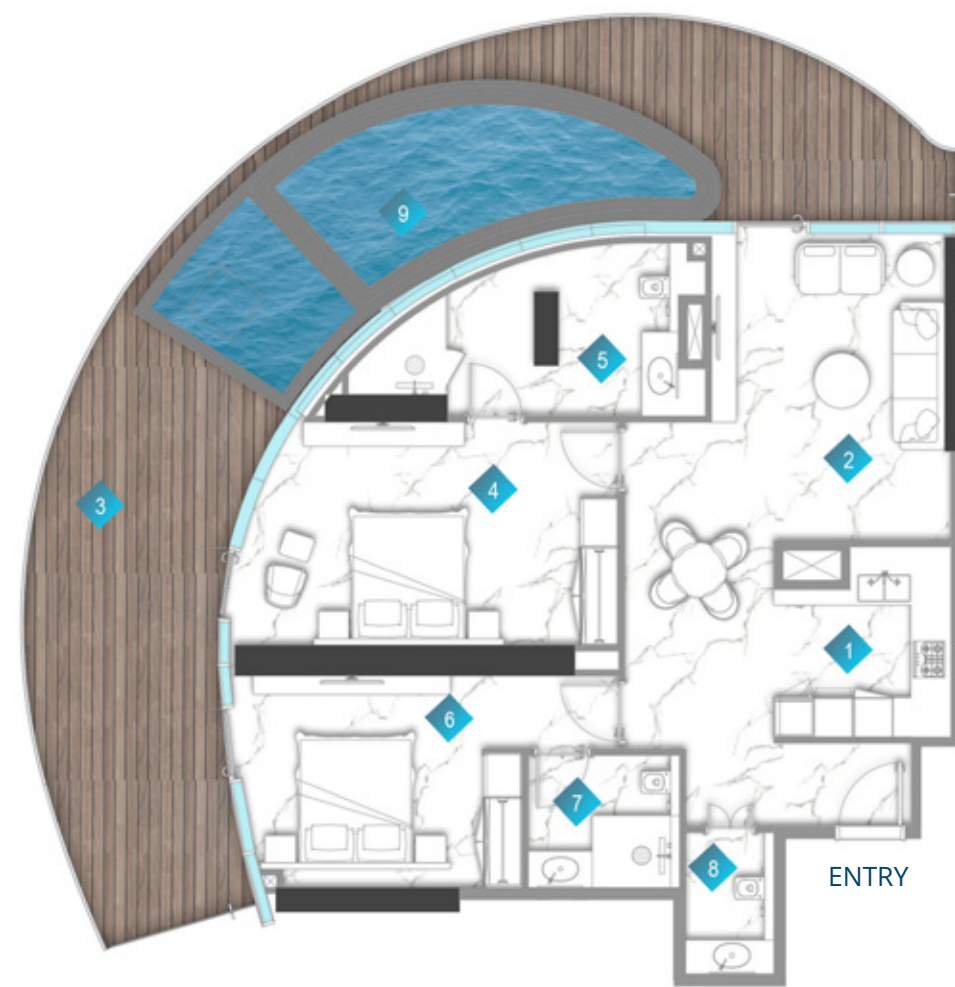
# 2 BEDROOM

TYPE 1-UNIT 114A

|   |              |               |
|---|--------------|---------------|
| 1 | KITCHEN      | 2.7m x 3.1m   |
| 2 | LIVING       | 3.8m x 5.0m   |
| 3 | BALCONY      | MIN.3.3m wide |
| 4 | BEDROOM      | 3.6m x 6.2m   |
| 5 | BATH         | 2.8m x 5.8m   |
| 6 | BEDROOM      | 3.4m x 4.2m   |
| 7 | BATH         | 2.4m x 2.1m   |
| 8 | PWD ROOM     | 1.4m x 2.2m   |
| 9 | PRIVATE POOL |               |



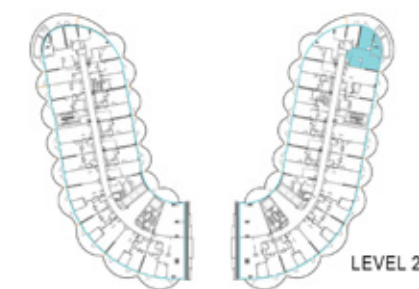
|              |                |
|--------------|----------------|
| Suite Area   | 1236.34sq. ft. |
| Balcony Area | 844.00sq. ft.  |
| Total Area   | 2080.34sq. ft. |



# 2 BEDROOM

TYPE 1-UNIT 201B

|   |              |               |
|---|--------------|---------------|
| 1 | KITCHEN      | 2.7m x 3.0m   |
| 2 | LIVING       | 3.8m x 5.0m   |
| 3 | BALCONY      | MIN.1.1m wide |
| 4 | BEDROOM      | 3.6m x 6.2m   |
| 5 | BATH         | 2.8m x 5.8m   |
| 6 | BEDROOM      | 3.4m x 4.3m   |
| 7 | BATH         | 2.4m x 2.1m   |
| 8 | PWD ROOM     | 1.4m x 2.2m   |
| 9 | PRIVATE POOL |               |



|              |                |
|--------------|----------------|
| Suite Area   | 1236.77sq. ft. |
| Balcony Area | 799.97sq. ft.  |
| Total Area   | 2036.75sq. ft. |



# 2 BEDROOM

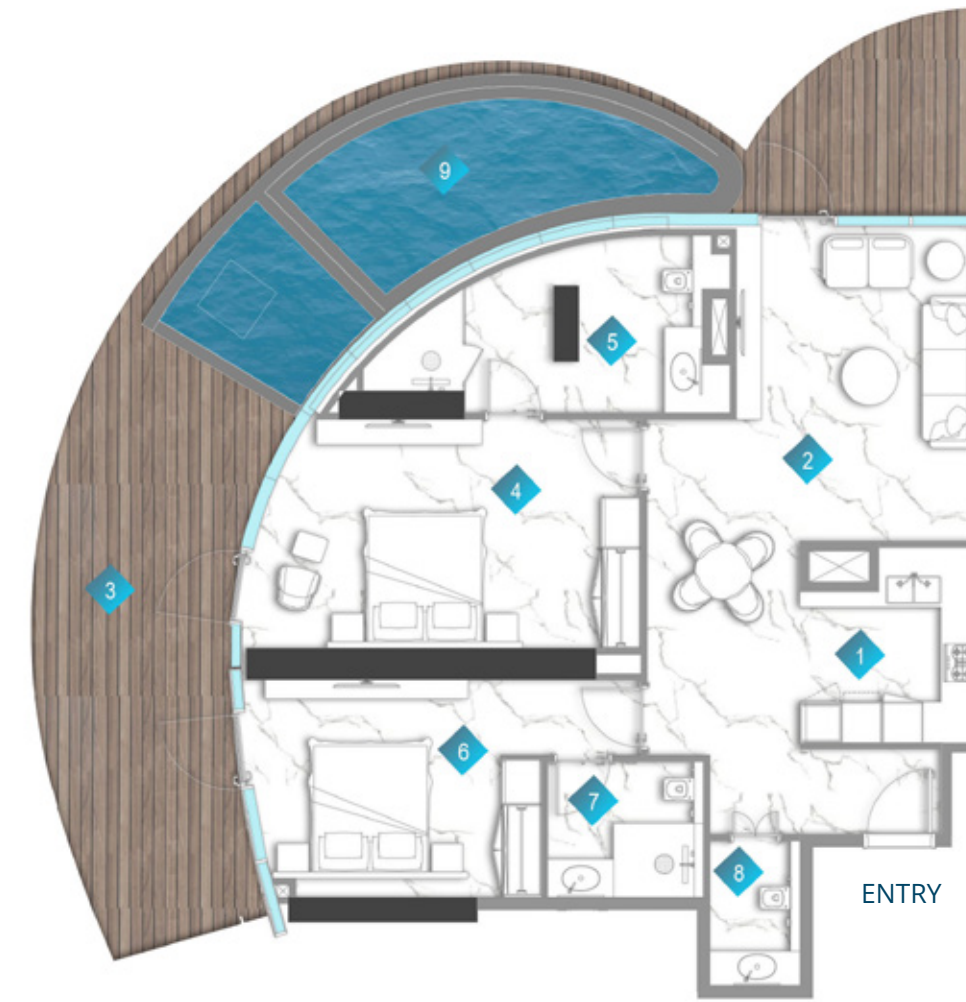
TYPE 1-UNIT 216A

|   |              |               |
|---|--------------|---------------|
| 1 | KITCHEN      | 2.8m x 3.1m   |
| 2 | LIVING       | 3.8m x 5.0m   |
| 3 | BALCONY      | MIN.1.1m wide |
| 4 | BEDROOM      | 3.6m x 6.2m   |
| 5 | BATH         | 2.8m x 5.8m   |
| 6 | BEDROOM      | 3.4m x 4.2m   |
| 7 | BATH         | 2.4m x 2.1m   |
| 8 | PWD ROOM     | 1.4m x 2.2m   |
| 9 | PRIVATE POOL |               |



LEVEL 2

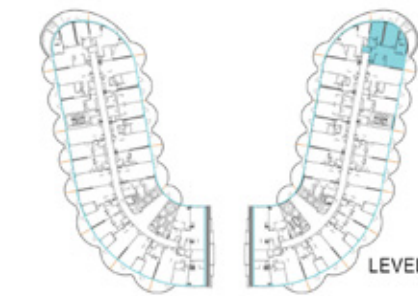
|              |                |
|--------------|----------------|
| Suite Area   | 1236.45sq. ft. |
| Balcony Area | 800.40sq. ft.  |
| Total Area   | 2036.85sq. ft. |



# 2 BEDROOM

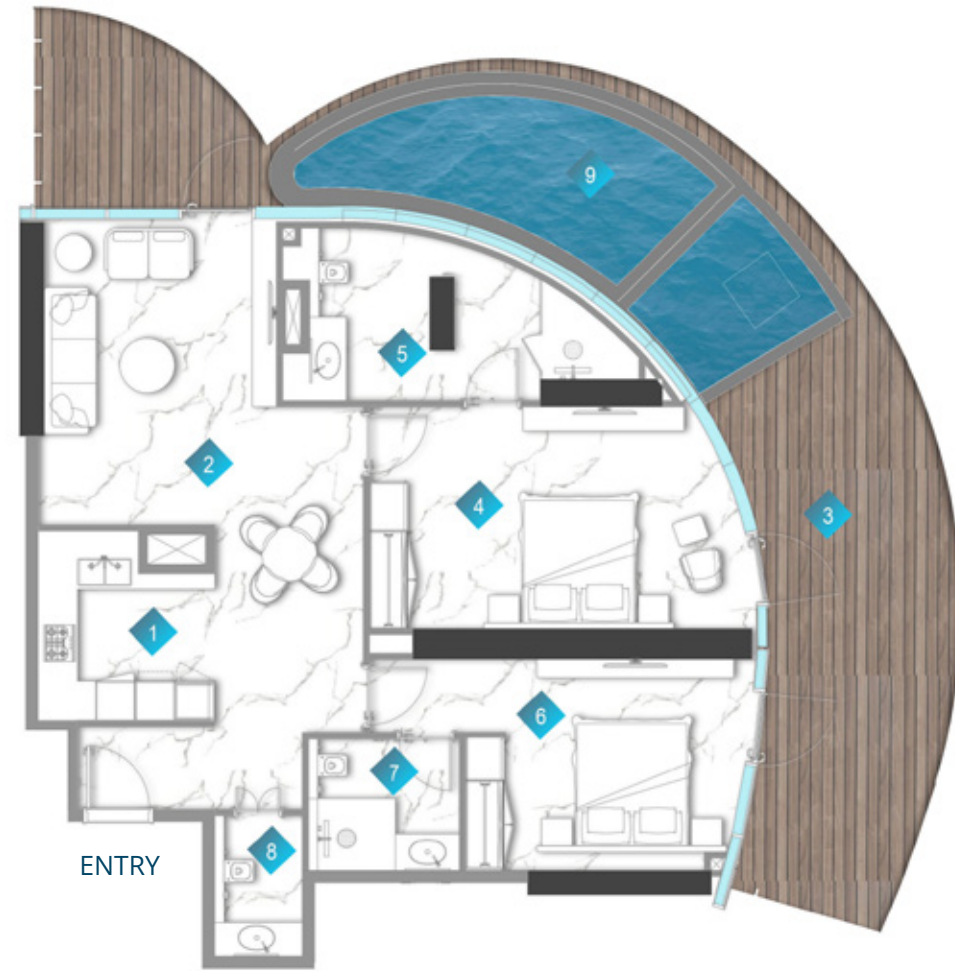
TYPE 1-UNIT 304B

|   |              |               |
|---|--------------|---------------|
| 1 | KITCHEN      | 2.7m x 3.0m   |
| 2 | LIVING       | 3.8m x 5.0m   |
| 3 | BALCONY      | MIN.1.1m wide |
| 4 | BEDROOM      | 3.6m x 6.2m   |
| 5 | BATH         | 2.8m x 5.8m   |
| 6 | BEDROOM      | 3.4m x 3.9m   |
| 7 | BATH         | 2.4m x 2.1m   |
| 8 | PWD ROOM     | 1.4m x 2.2m   |
| 9 | PRIVATE POOL |               |



LEVEL 3

|              |                |
|--------------|----------------|
| Suite Area   | 1236.77sq. ft. |
| Balcony Area | 799.97sq. ft.  |
| Total Area   | 2036.75sq. ft. |



# 2 BEDROOM

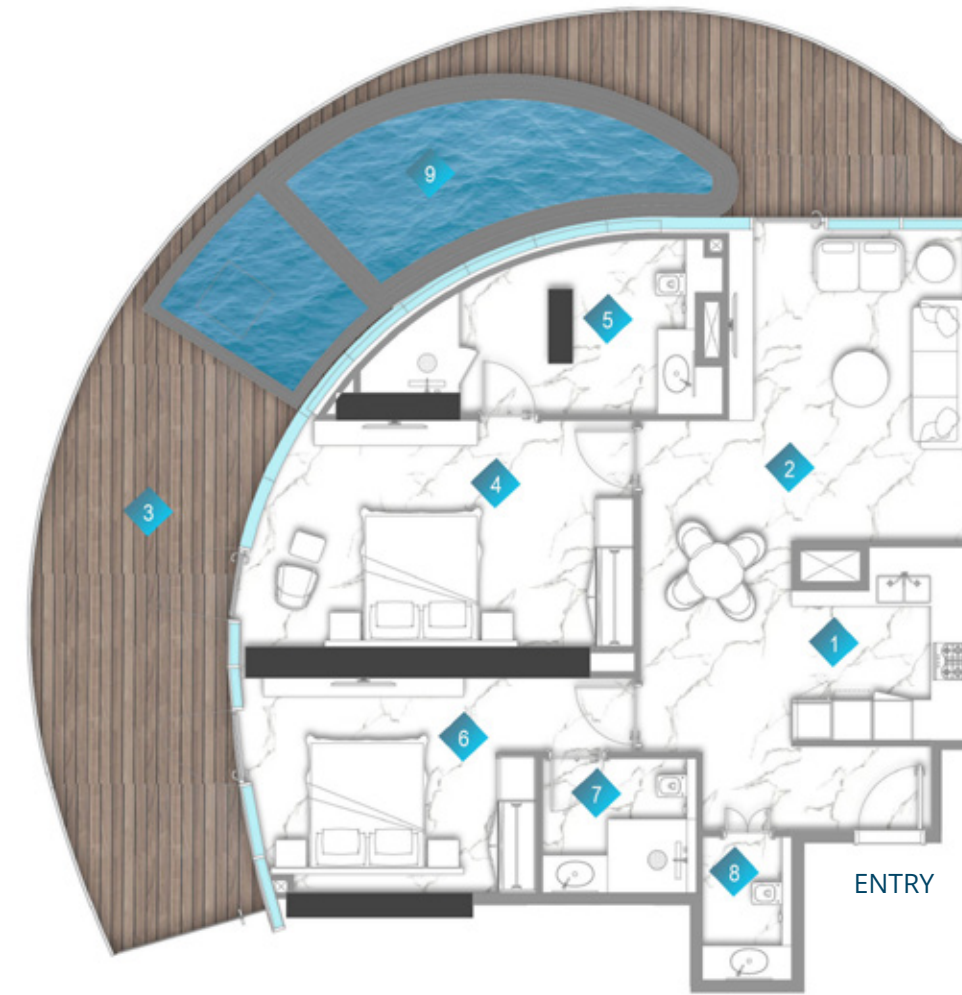
TYPE 1 - UNIT 321A

|   |              |               |
|---|--------------|---------------|
| 1 | KITCHEN      | 2.8m x 3.1m   |
| 2 | LIVING       | 3.8m x 5.0m   |
| 3 | BALCONY      | MIN.1.1m wide |
| 4 | BEDROOM      | 3.6m x 6.2m   |
| 5 | BATH         | 2.8m x 5.8m   |
| 6 | BEDROOM      | 3.4m x 4.2m   |
| 7 | BATH         | 2.4m x 2.1m   |
| 8 | PWD ROOM     | 1.4m x 2.2m   |
| 9 | PRIVATE POOL |               |



LEVEL 3

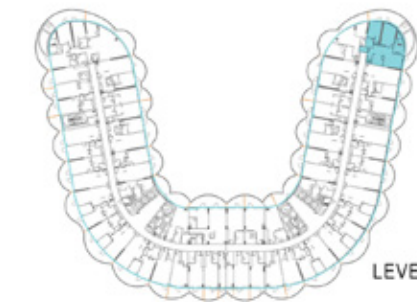
|              |                |
|--------------|----------------|
| Suite Area   | 1236.77sq. ft. |
| Balcony Area | 843.03sq. ft.  |
| Total Area   | 2079.80sq. ft. |



# 2 BEDROOM

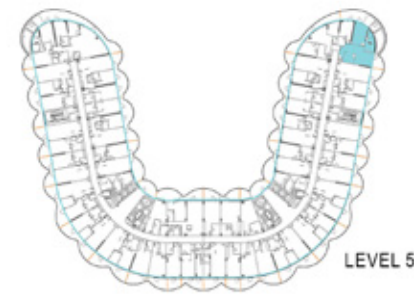
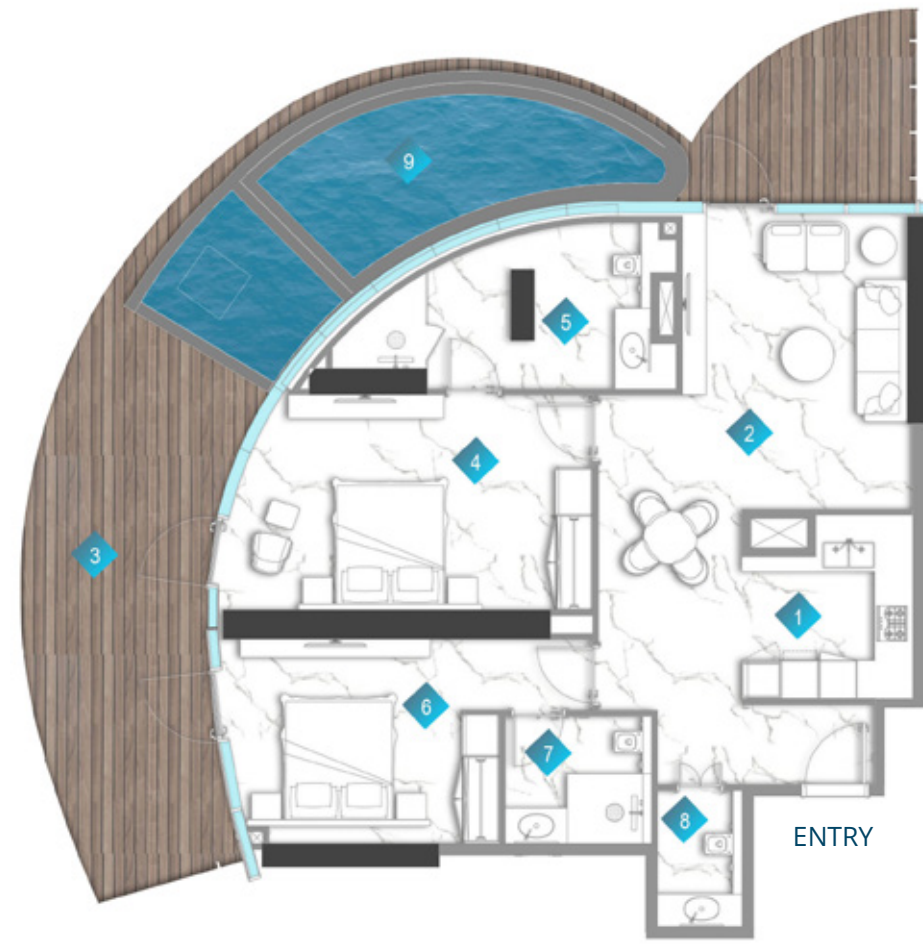
TYPE 1 - UNIT 404B

|   |              |               |
|---|--------------|---------------|
| 1 | KITCHEN      | 2.7m x 3.0m   |
| 2 | LIVING       | 3.8m x 5.0m   |
| 3 | BALCONY      | MIN.1.1m wide |
| 4 | BEDROOM      | 3.6m x 6.2m   |
| 5 | BATH         | 2.8m x 5.8m   |
| 6 | BEDROOM      | 3.4m x 3.9m   |
| 7 | BATH         | 2.4m x 2.1m   |
| 8 | PWD ROOM     | 1.4m x 2.2m   |
| 9 | PRIVATE POOL |               |



LEVEL 4

|              |                |
|--------------|----------------|
| Suite Area   | 1236.77sq. ft. |
| Balcony Area | 799.97sq. ft.  |
| Total Area   | 2036.75sq. ft. |

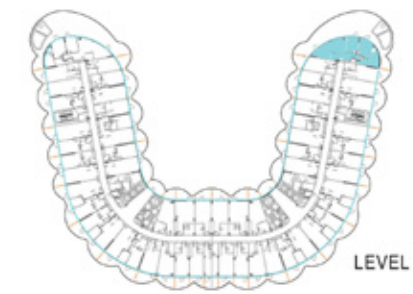
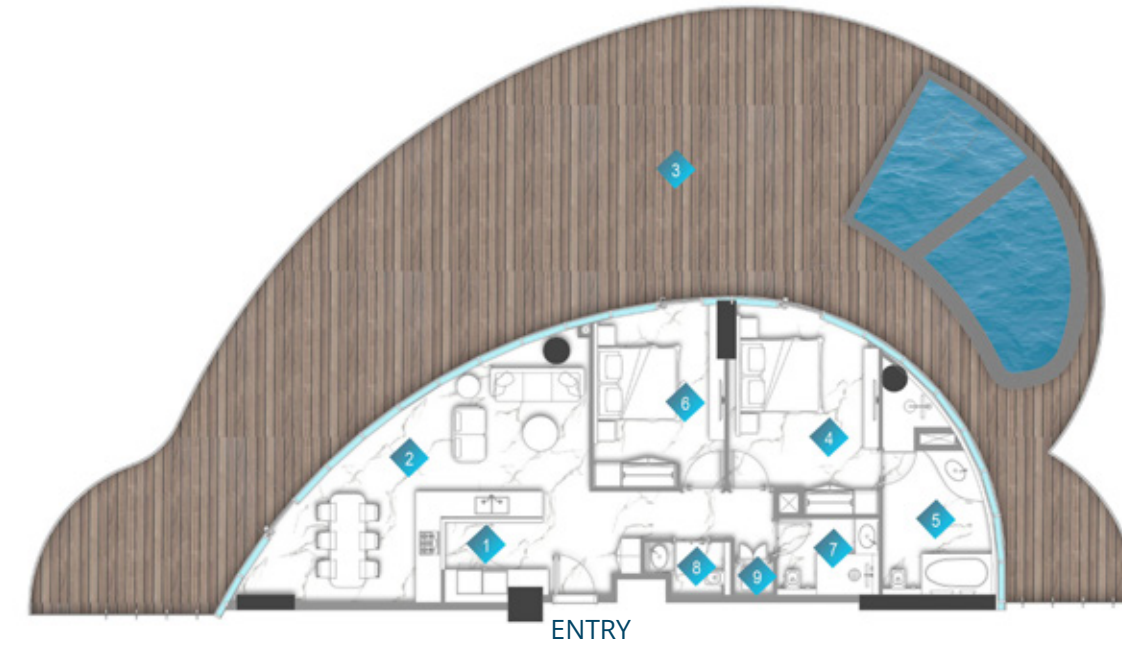


# 2 BEDROOM

TYPE 1 - UNIT 504B

|   |              |               |
|---|--------------|---------------|
| 1 | KITCHEN      | 2.7m x 3.1m   |
| 2 | LIVING       | 3.8m x 5.0m   |
| 3 | BALCONY      | MIN.1.1m wide |
| 4 | BEDROOM      | 3.6m x 6.2m   |
| 5 | BATH         | 2.8m x 5.8m   |
| 6 | BEDROOM      | 3.4m x 3.9m   |
| 7 | BATH         | 2.4m x 2.1m   |
| 8 | PWD ROOM     | 1.4m x 2.2m   |
| 9 | PRIVATE POOL |               |

|              |                |
|--------------|----------------|
| Suite Area   | 1236.77sq. ft. |
| Balcony Area | 759.93sq. ft.  |
| Total Area   | 1996.71sq. ft. |



# 2 BEDROOM

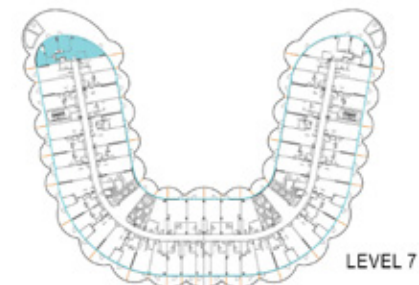
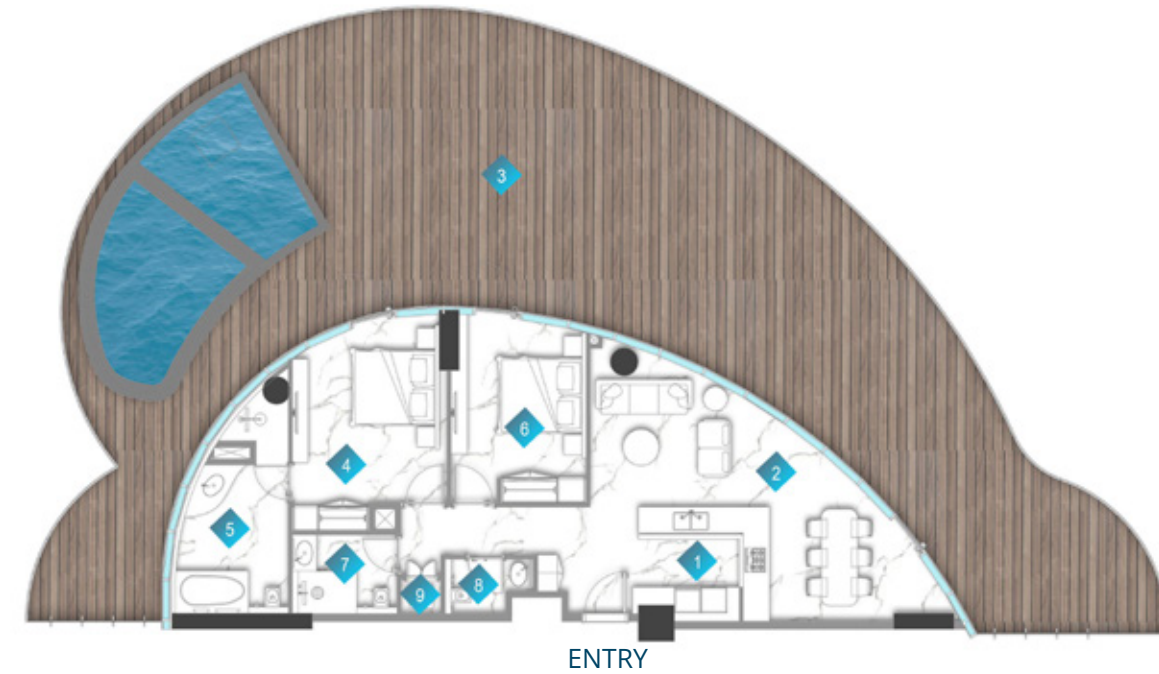
TYPE 2 - UNIT 704B

|    |              |               |
|----|--------------|---------------|
| 1  | KITCHEN      | 2.0m x 2.5m   |
| 2  | LIVING       | 4.6m x 5.2m   |
| 3  | BALCONY      | MIN.1.6m wide |
| 4  | BEDROOM      | 3.8m x 4.5m   |
| 5  | BATH         | 2.8m x 3.6m   |
| 6  | BEDROOM      | 3.3m x 4.1m   |
| 7  | BATH         | 1.9m x 2.6m   |
| 8  | PWD ROOM     | 1.3m x 1.5m   |
| 9  | LAUNDRY      | 0.8m x 1.0m   |
| 10 | PRIVATE POOL |               |

|              |                |
|--------------|----------------|
| Suite Area   | 1202.97sq. ft. |
| Balcony Area | 2098.32sq. ft. |
| Total Area   | 3301.29sq. ft. |

# 2 BEDROOM

TYPE 2-UNIT 720B



|    |              |               |
|----|--------------|---------------|
| 1  | KITCHEN      | 2.0m x 2.5m   |
| 2  | LIVING       | 4.6m x 5.2m   |
| 3  | BALCONY      | MIN.1.6m wide |
| 4  | BEDROOM      | 3.8m x 4.2m   |
| 5  | BATH         | 2.8m x 3.6m   |
| 6  | BEDROOM      | 3.3m x 4.2m   |
| 7  | BATH         | 1.9m x 2.6m   |
| 8  | PWD ROOM     | 1.3m x 1.5m   |
| 9  | LAUNDRY      | 0.8m x 1.0m   |
| 10 | PRIVATE POOL |               |

|              |                |
|--------------|----------------|
| Suite Area   | 1202.87sq. ft. |
| Balcony Area | 2099.39sq. ft. |
| Total Area   | 3302.26sq. ft. |

# 2 BEDROOM

TYPE 3-UNIT 1101A

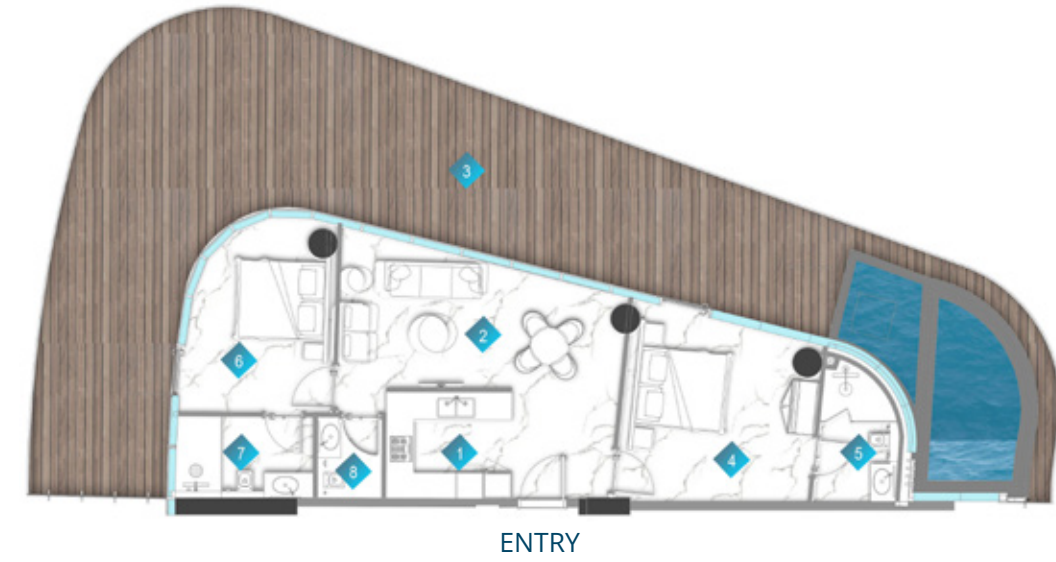


|   |          |              |
|---|----------|--------------|
| 1 | KITCHEN  | 2.8m x 3.3m  |
| 2 | LIVING   | 5.6m x 4.6m  |
| 3 | BALCONY  | 3.2m x 14.1m |
| 4 | BEDROOM  | 3.8m x 4.1m  |
| 5 | BATH     | 2.7m x 2.4m  |
| 6 | BEDROOM  | 3.8m x 3.6m  |
| 7 | BATH     | 2.6m x 3.0m  |
| 8 | PWD ROOM | 1.4m x 2.1m  |
| 9 | LAUNDRY  | 0.9m x 0.9m  |

|              |                |
|--------------|----------------|
| Suite Area   | 1128.38sq. ft. |
| Balcony Area | 505.04sq. ft.  |
| Total Area   | 1633.42sq. ft. |

# 2 BEDROOM

TYPE 4 - UNIT 1104B



|   |              |               |
|---|--------------|---------------|
| 1 | KITCHEN      | 2.0m x 2.8m   |
| 2 | LIVING       | 4.7m x 6.9m   |
| 3 | BALCONY      | MIN.2.6m wide |
| 4 | BEDROOM      | 4.5m x 4.7m   |
| 5 | BATH         | 1.9m x 3.1m   |
| 6 | BEDROOM      | 3.5m x 4.4m   |
| 7 | BATH         | 1.9m x 3.2m   |
| 8 | PWD ROOM     | 1.5m x 1.8m   |
| 9 | PRIVATE POOL |               |

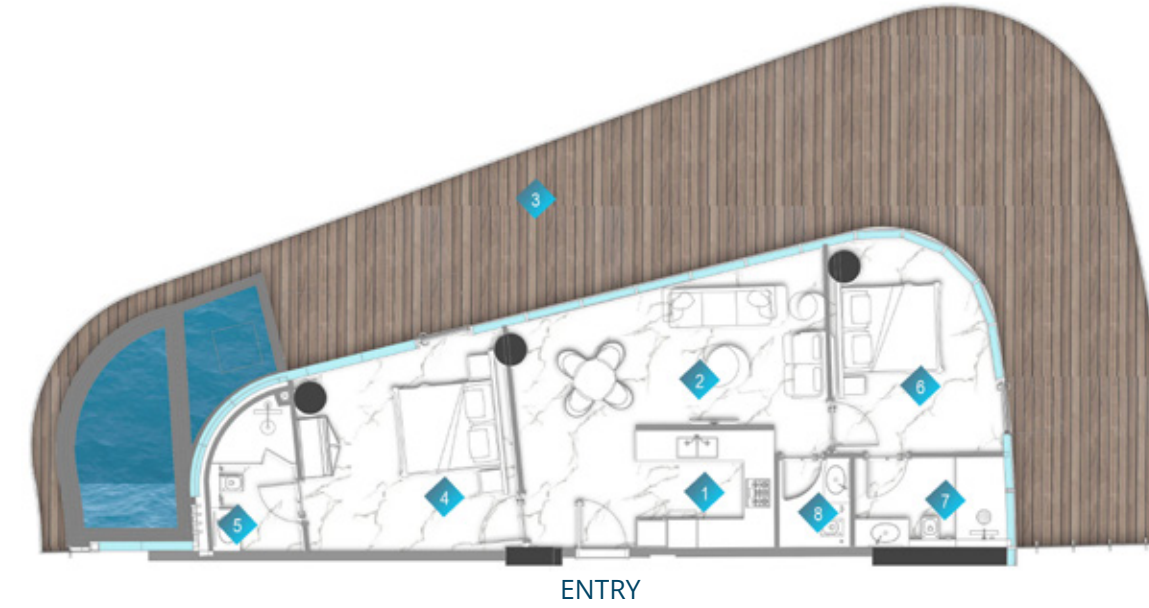


LEVEL 11

|              |                |
|--------------|----------------|
| Suite Area   | 962.51sq. ft.  |
| Balcony Area | 1234.41sq. ft. |
| Total Area   | 2196.91sq. ft. |

# 2 BEDROOM

TYPE 4 - UNIT 1105A



|   |              |               |
|---|--------------|---------------|
| 1 | KITCHEN      | 2.8m x 2.0m   |
| 2 | LIVING       | 6.6m x 5.4m   |
| 3 | BALCONY      | MIN.2.6m wide |
| 4 | BEDROOM      | 4.5m x 4.7m   |
| 5 | BATH         | 1.9m x 3.1m   |
| 6 | BEDROOM      | 3.7m x 4.4m   |
| 7 | BATH         | 1.9m x 3.2m   |
| 8 | PWD ROOM     | 1.5m x 1.8m   |
| 9 | PRIVATE POOL |               |

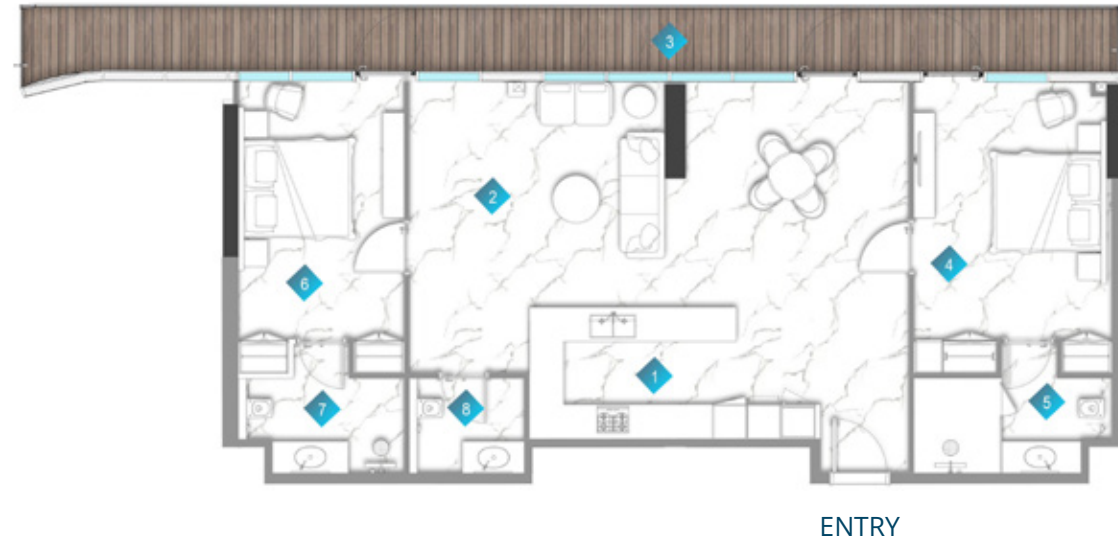


LEVEL 11

|              |                |
|--------------|----------------|
| Suite Area   | 962.51sq. ft.  |
| Balcony Area | 1231.07sq. ft. |
| Total Area   | 2193.58sq. ft. |

# 2 BEDROOM

TYPE 5 - UNIT 1201C



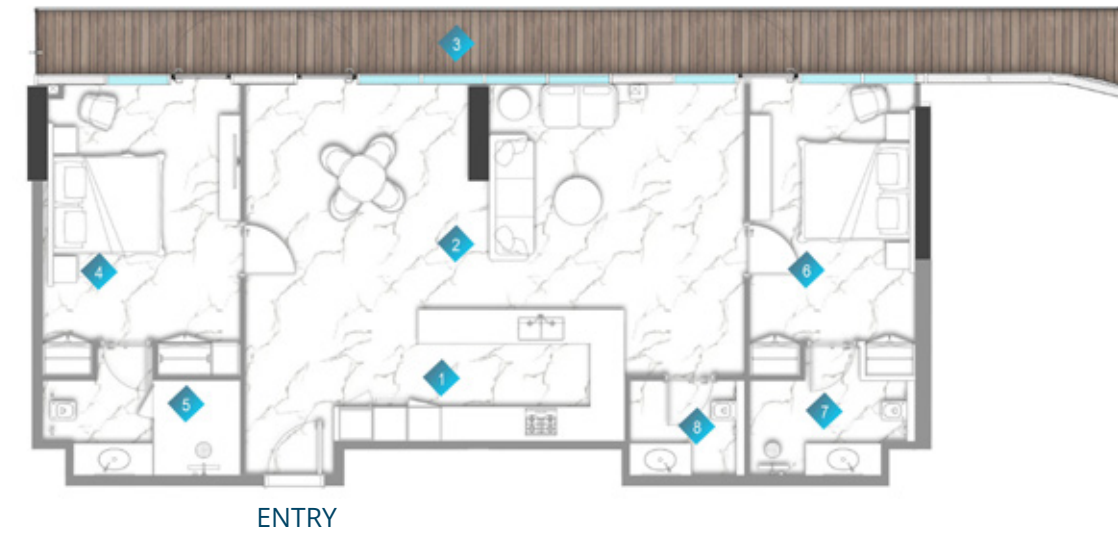
|   |          |              |
|---|----------|--------------|
| 1 | KITCHEN  | 2.2m x 5.5m  |
| 2 | LIVING   | 5.5m x 9.4m  |
| 3 | BALCONY  | 1.5m x 20.8m |
| 4 | BEDROOM  | 3.7m x 5.5m  |
| 5 | BATH     | 3.7m x 1.8m  |
| 6 | BEDROOM  | 3.1m x 5.5m  |
| 7 | BATH     | 3.1m x 1.8m  |
| 8 | PWD ROOM | 1.8m x 2.1m  |



|              |                |
|--------------|----------------|
| Suite Area   | 1326.33sq. ft. |
| Balcony Area | 282.98sq. ft.  |
| Total Area   | 1609.31sq. ft. |

# 2 BEDROOM

TYPE 5 - UNIT 1202C



|   |          |              |
|---|----------|--------------|
| 1 | KITCHEN  | 2.2m x 5.5m  |
| 2 | LIVING   | 4.5m x 9.4m  |
| 3 | BALCONY  | 1.2m x 20.8m |
| 4 | BEDROOM  | 3.7m x 5.5m  |
| 5 | BATH     | 2.4m x 3.7m  |
| 6 | BEDROOM  | 3.1m x 5.5m  |
| 7 | BATH     | 2.4m x 3.1m  |
| 8 | PWD ROOM | 1.8m x 2.1m  |



|              |                |
|--------------|----------------|
| Suite Area   | 1326.33sq. ft. |
| Balcony Area | 283.31sq. ft.  |
| Total Area   | 1609.64sq. ft. |



# 2 BEDROOM

TYPE 6 - UNIT 1201D

|   |          |               |
|---|----------|---------------|
| 1 | KITCHEN  | 2.1m x 4.5m   |
| 2 | LIVING   | 5.3m x 7.4m   |
| 3 | BALCONY  | MIN.1.2m wide |
| 4 | BEDROOM  | 3.9m x 5.5m   |
| 5 | BATH     | 1.8m x 2.7m   |
| 6 | BEDROOM  | 5.3m x 4.0m   |
| 7 | BATH     | 2.0m x 3.0m   |
| 8 | PWD ROOM | 1.5m x 1.8m   |



LEVEL 12

|              |                |
|--------------|----------------|
| Suite Area   | 1147.65sq. ft. |
| Balcony Area | 233.79sq. ft.  |
| Total Area   | 1381.44sq. ft. |



# 2 BEDROOM

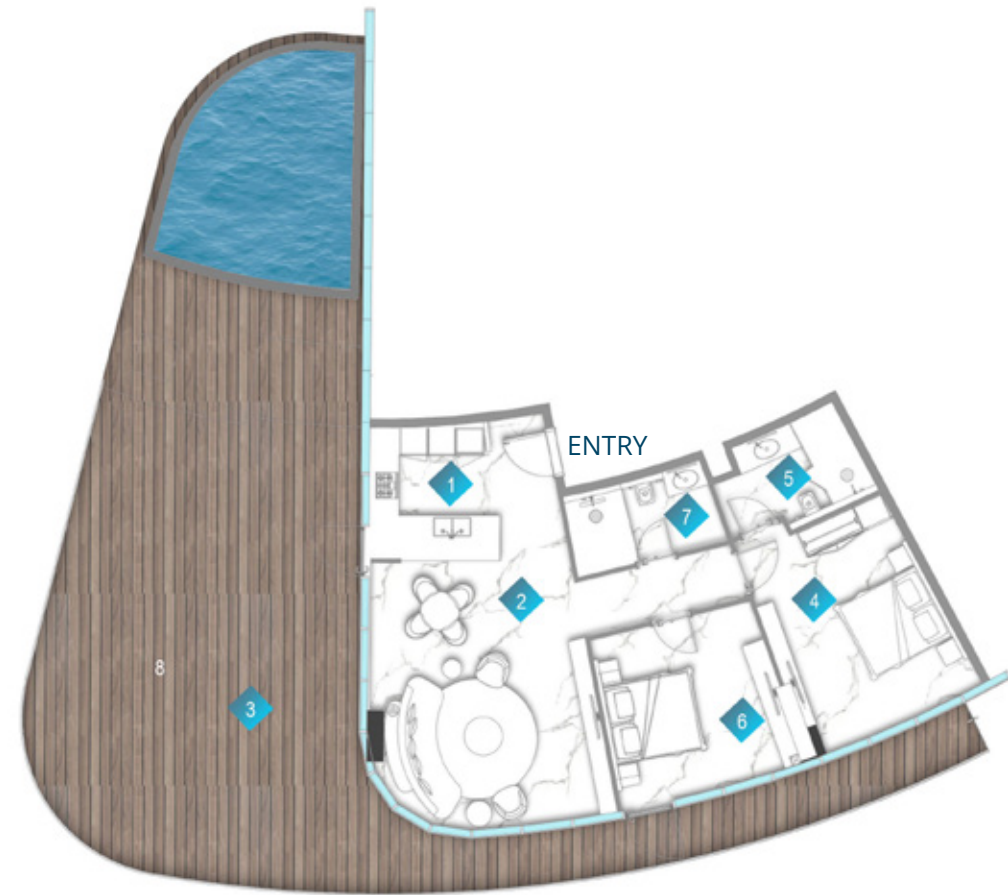
TYPE 6 - UNIT 1202B

|   |          |               |
|---|----------|---------------|
| 1 | KITCHEN  | 2.1m x 4.4m   |
| 2 | LIVING   | 5.3m x 7.4m   |
| 3 | BALCONY  | MIN.1.2m wide |
| 4 | BEDROOM  | 4.0m x 4.6m   |
| 5 | BATH     | 1.8m x 2.6m   |
| 6 | BEDROOM  | 3.6m x 4.0m   |
| 7 | BATH     | 1.9m x 2.6m   |
| 8 | PWD ROOM | 1.5m x 1.8m   |



LEVEL 12

|              |                |
|--------------|----------------|
| Suite Area   | 1147.65sq. ft. |
| Balcony Area | 233.79sq. ft.  |
| Total Area   | 1381.44sq. ft. |



# 2 BEDROOM

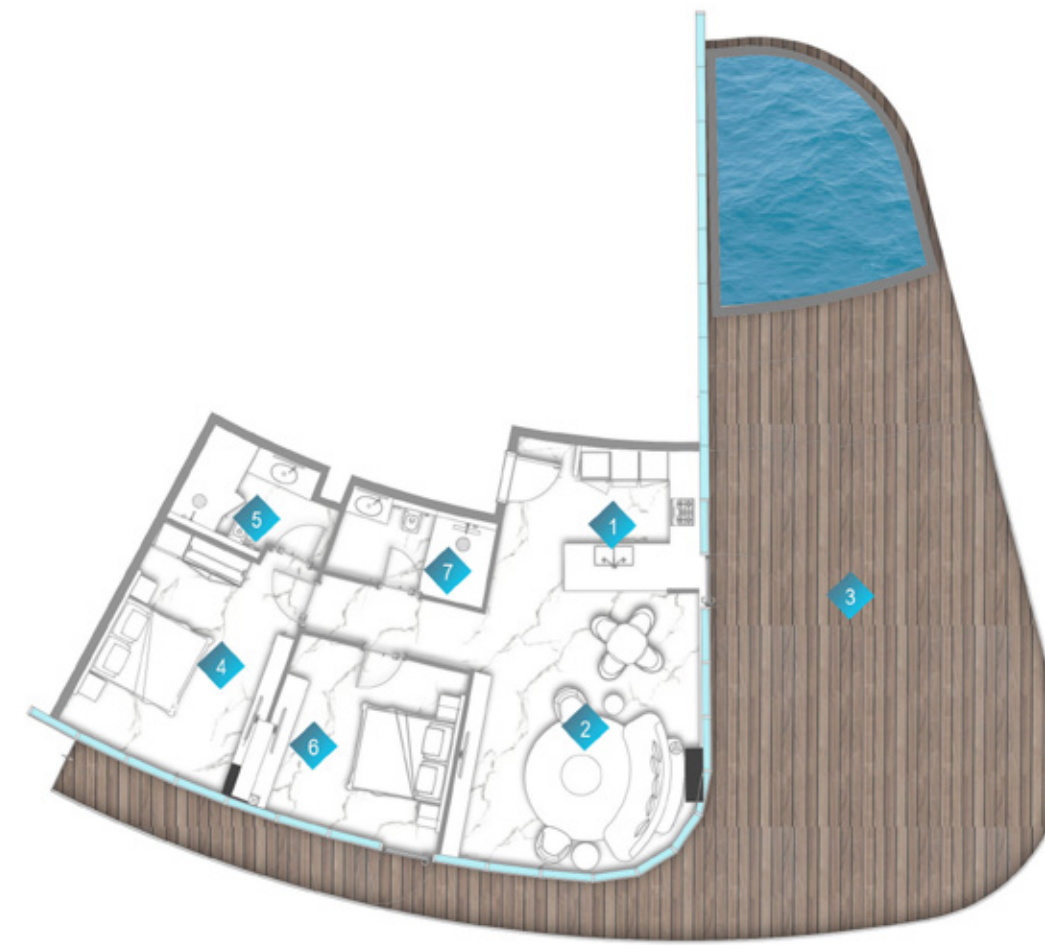
TYPE 7 - UNIT 1201E

|   |          |               |
|---|----------|---------------|
| 1 | KITCHEN  | 2.9m x 3.1m   |
| 2 | LIVING   | 5.0m x 6.2m   |
| 3 | BALCONY  | MIN.1.2m wide |
| 4 | BEDROOM  | 4.1m x 5.0m   |
| 5 | BATH     | 2.3m x 3.4m   |
| 6 | BEDROOM  | 4.0m x 3.8m   |
| 7 | BATH     | 3.6m x 1.9m   |
| 8 | PWD ROOM |               |



LEVEL 12

|              |                |
|--------------|----------------|
| Suite Area   | 1166.70sq. ft. |
| Balcony Area | 1527.40sq. ft. |
| Total Area   | 2694.10sq. ft. |



# 2 BEDROOM

TYPE 7 - UNIT 1202A

|   |              |               |
|---|--------------|---------------|
| 1 | KITCHEN      | 2.8m x 3.1m   |
| 2 | LIVING       | 5.2m x 6.2m   |
| 3 | BALCONY      | MIN.1.2m wide |
| 4 | BEDROOM      | 4.0m x 4.1m   |
| 5 | BATH         | 1.9m x 3.6m   |
| 6 | BEDROOM      | 4.1m x 5.0m   |
| 7 | BATH         | 2.2m x 2.5m   |
| 8 | PRIVATE POOL |               |



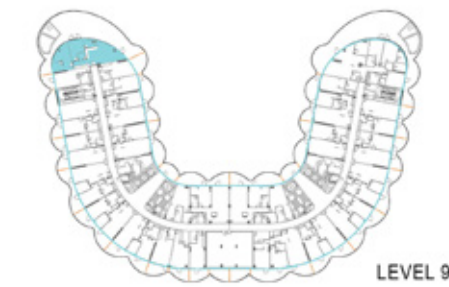
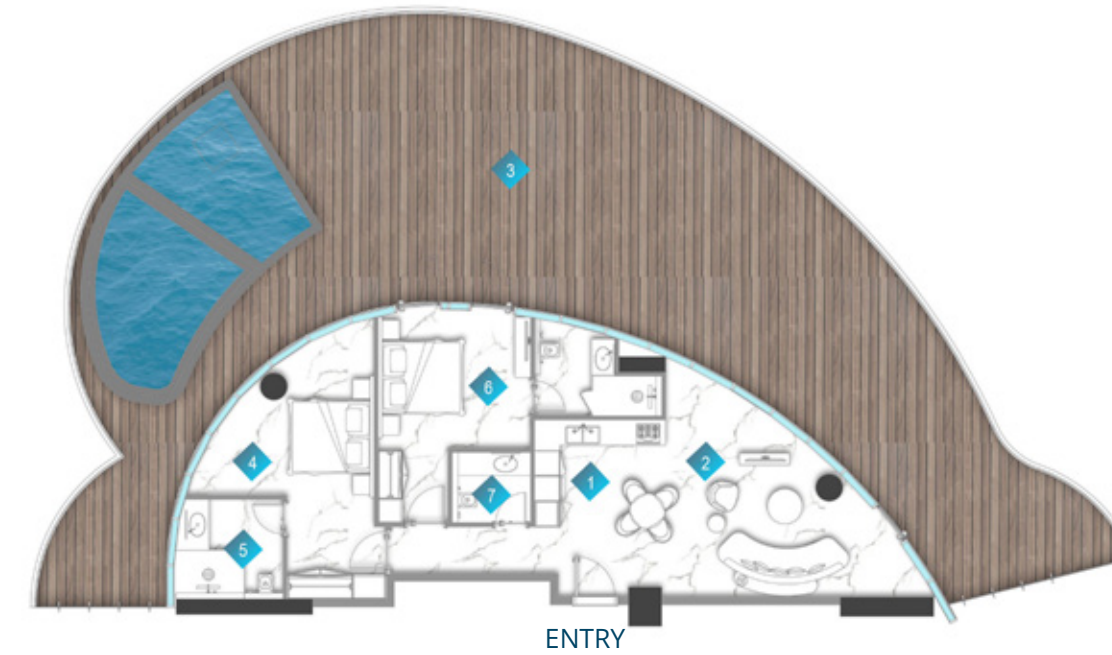
LEVEL 12

|              |                |
|--------------|----------------|
| Suite Area   | 1167.67sq. ft. |
| Balcony Area | 1523.42sq. ft. |
| Total Area   | 2691.09sq. ft. |



# 2 BEDROOM


TYPE 8 - UNIT 916 B



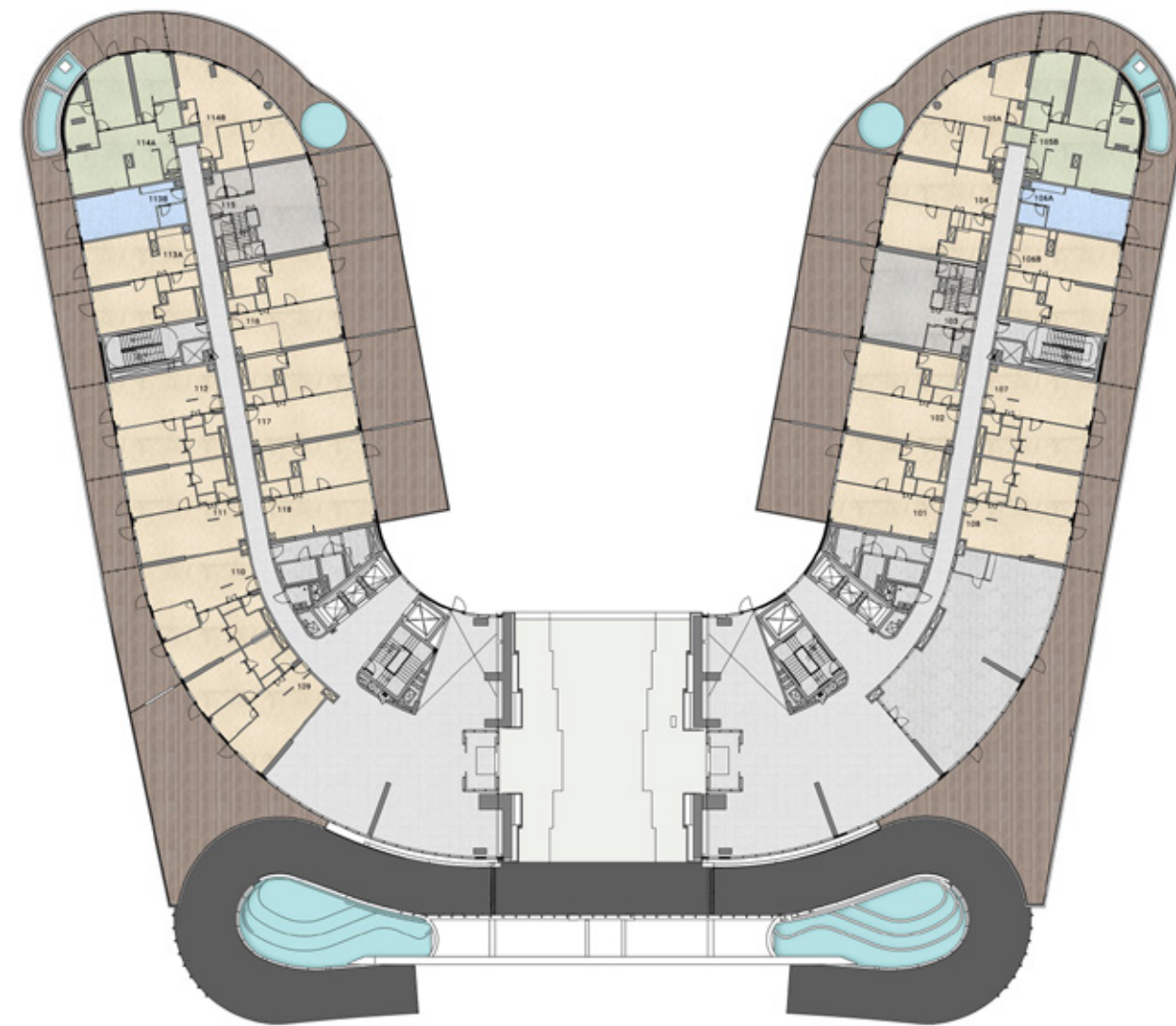
|   |              |               |
|---|--------------|---------------|
| 1 | KITCHEN      | 2.7m x 3.3m   |
| 2 | LIVING       | 5.7m x 9.6m   |
| 3 | BALCONY      | MIN.1.5m wide |
| 4 | BEDROOM      | 4.8m x 7.2m   |
| 5 | BATH         | 2.5m x 2.7m   |
| 6 | BEDROOM      | 3.9m x 5.2m   |
| 7 | PWD ROOM     | 1.8m x 2.0m   |
| 8 | PRIVATE POOL |               |

|              |                |
|--------------|----------------|
| Suite Area   | 1197.05sq. ft. |
| Balcony Area | 2023.29sq. ft. |
| Total Area   | 3220.35sq. ft. |

# PLANO DE PLANTA

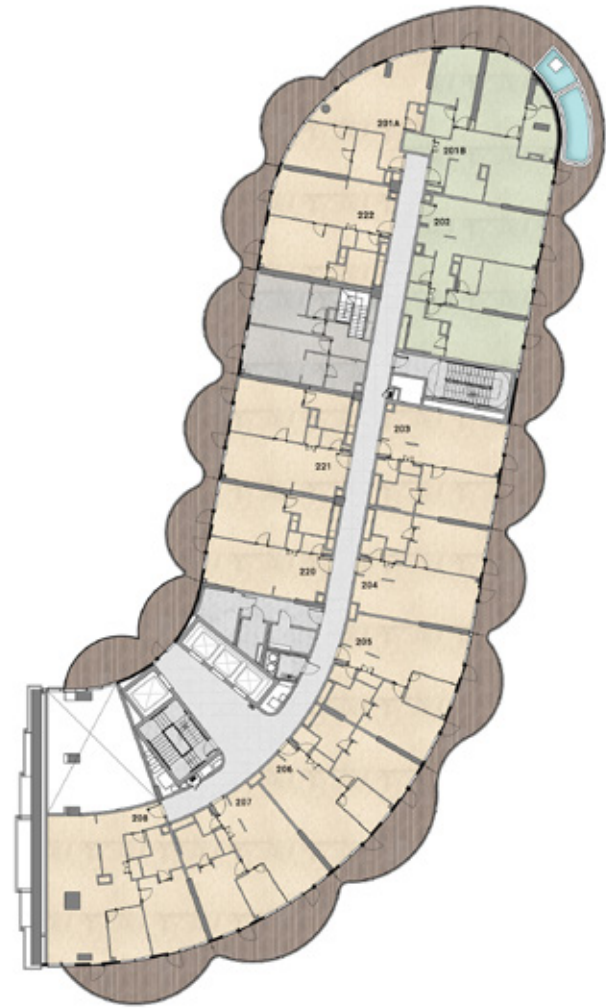
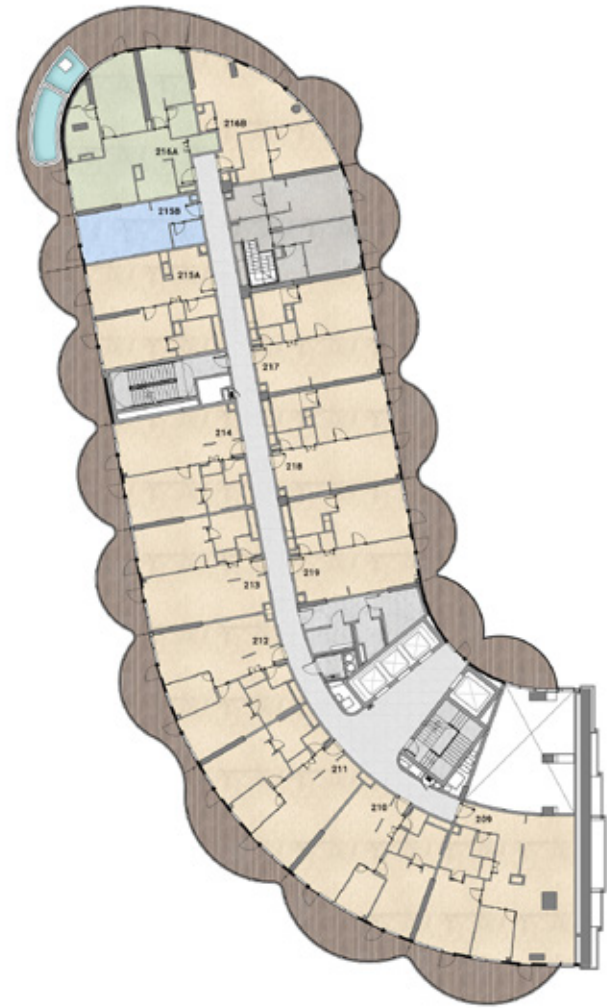


# GROUND FLOOR



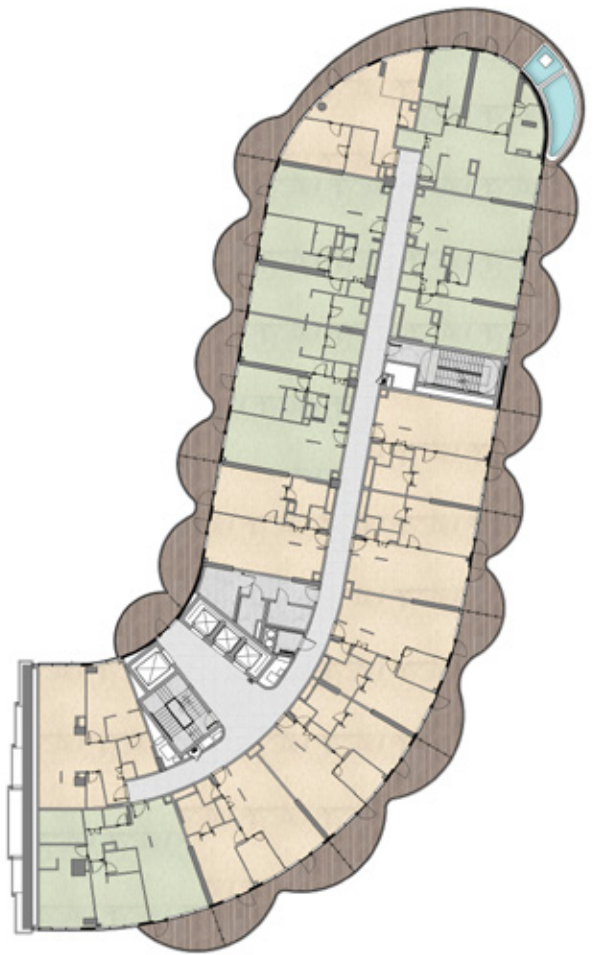
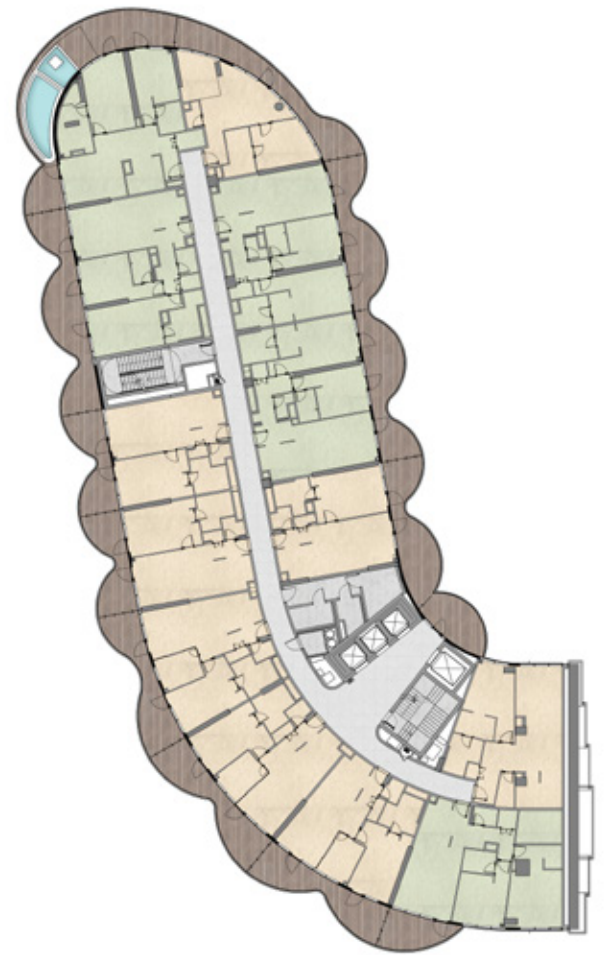
# LEVEL 1

-  STUDIO UNITS
-  1BR UNITS
-  2BR UNITS
-  3BR UNITS
-  TOWNHOUSE UNITS



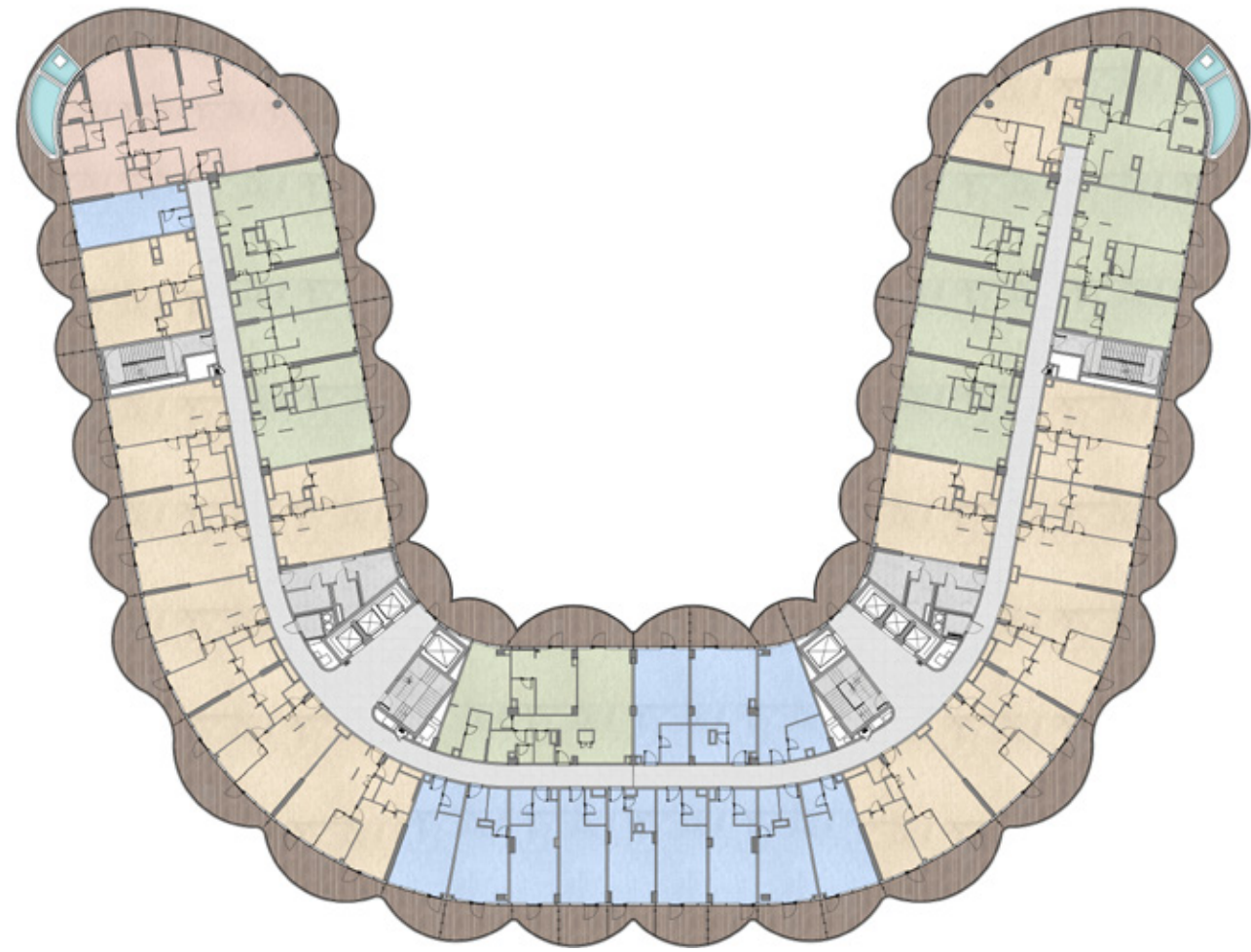
## LEVEL 2

- STUDIO UNITS
- 1BR UNITS
- 2BR UNITS
- 3BR UNITS
- TOWNHOUSE UNITS



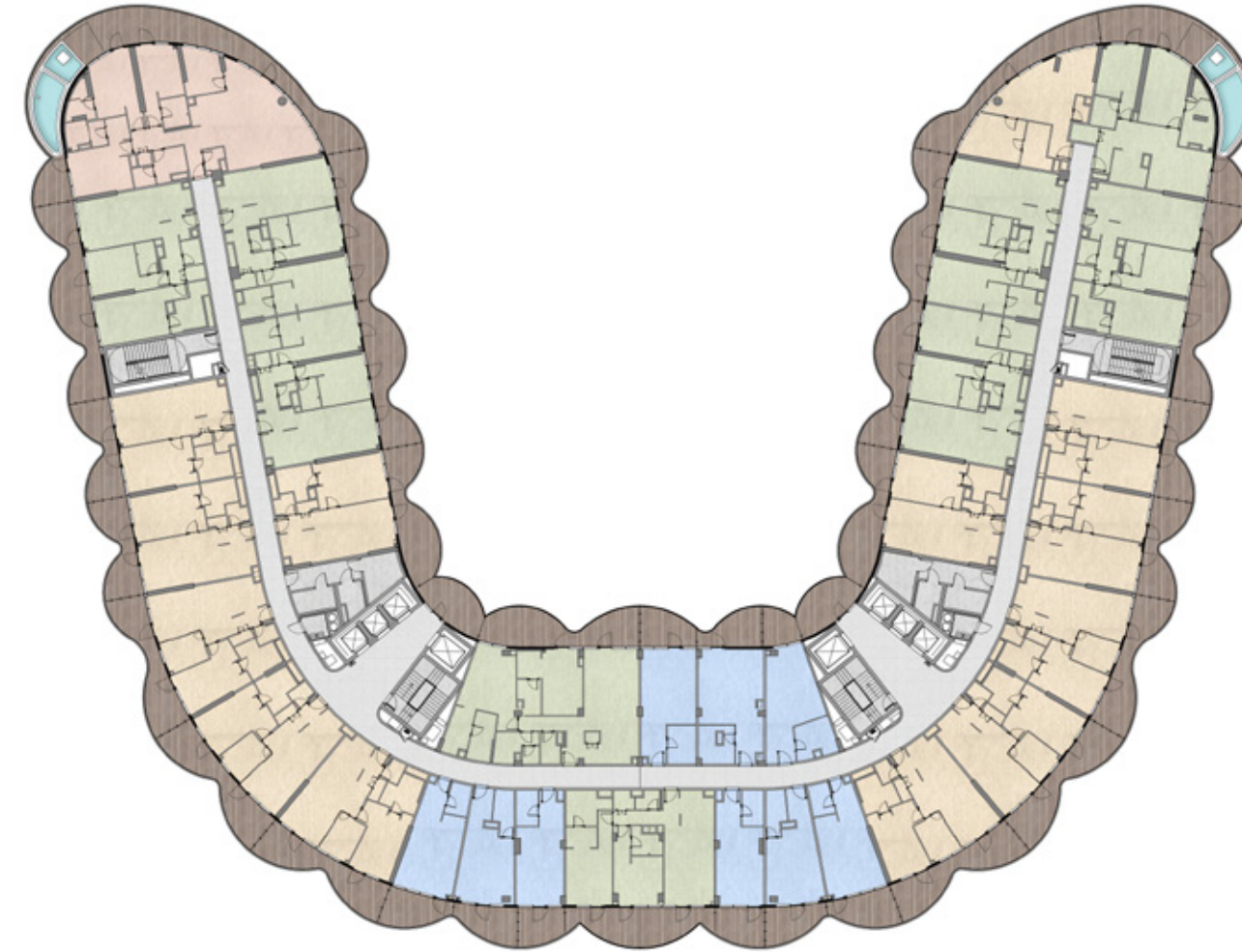
## LEVEL 3

- STUDIO UNITS
- 1BR UNITS
- 2BR UNITS
- 3BR UNITS



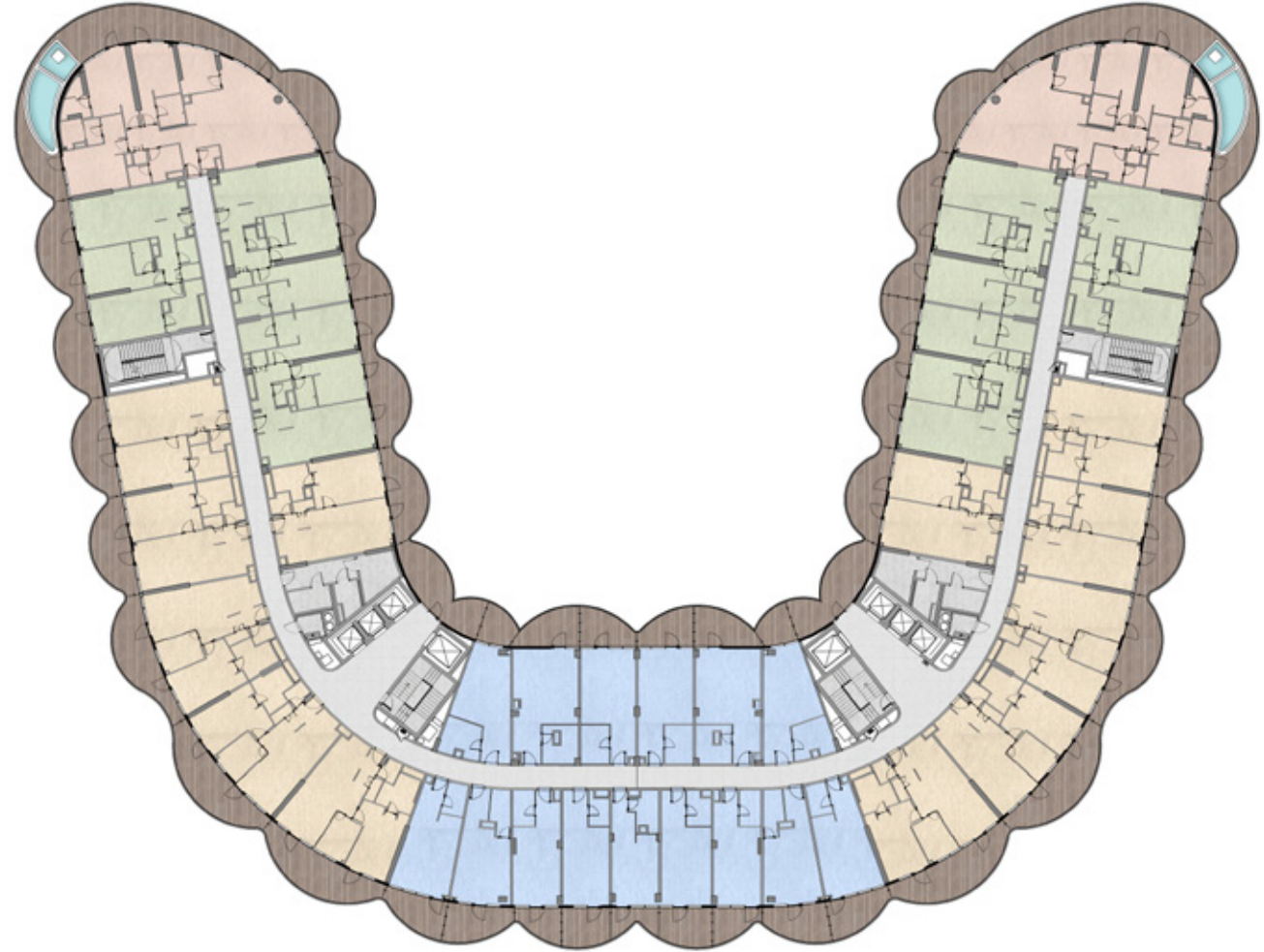
# LEVEL 4

- STUDIO UNITS
- 1BR UNITS
- 2BR UNITS
- 3BR UNITS



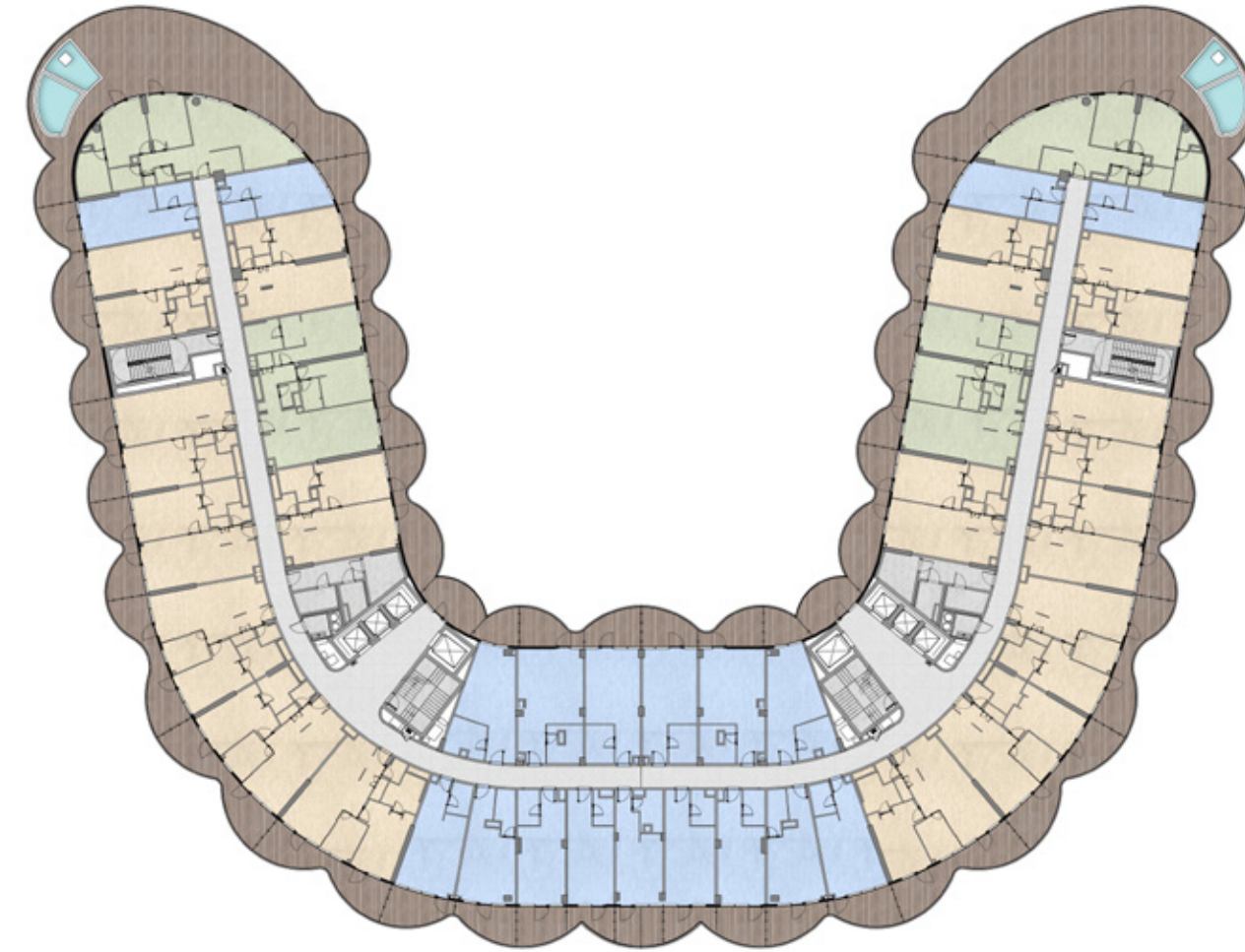
# LEVEL 5

- STUDIO UNITS
- 1BR UNITS
- 2BR UNITS
- 3BR UNITS



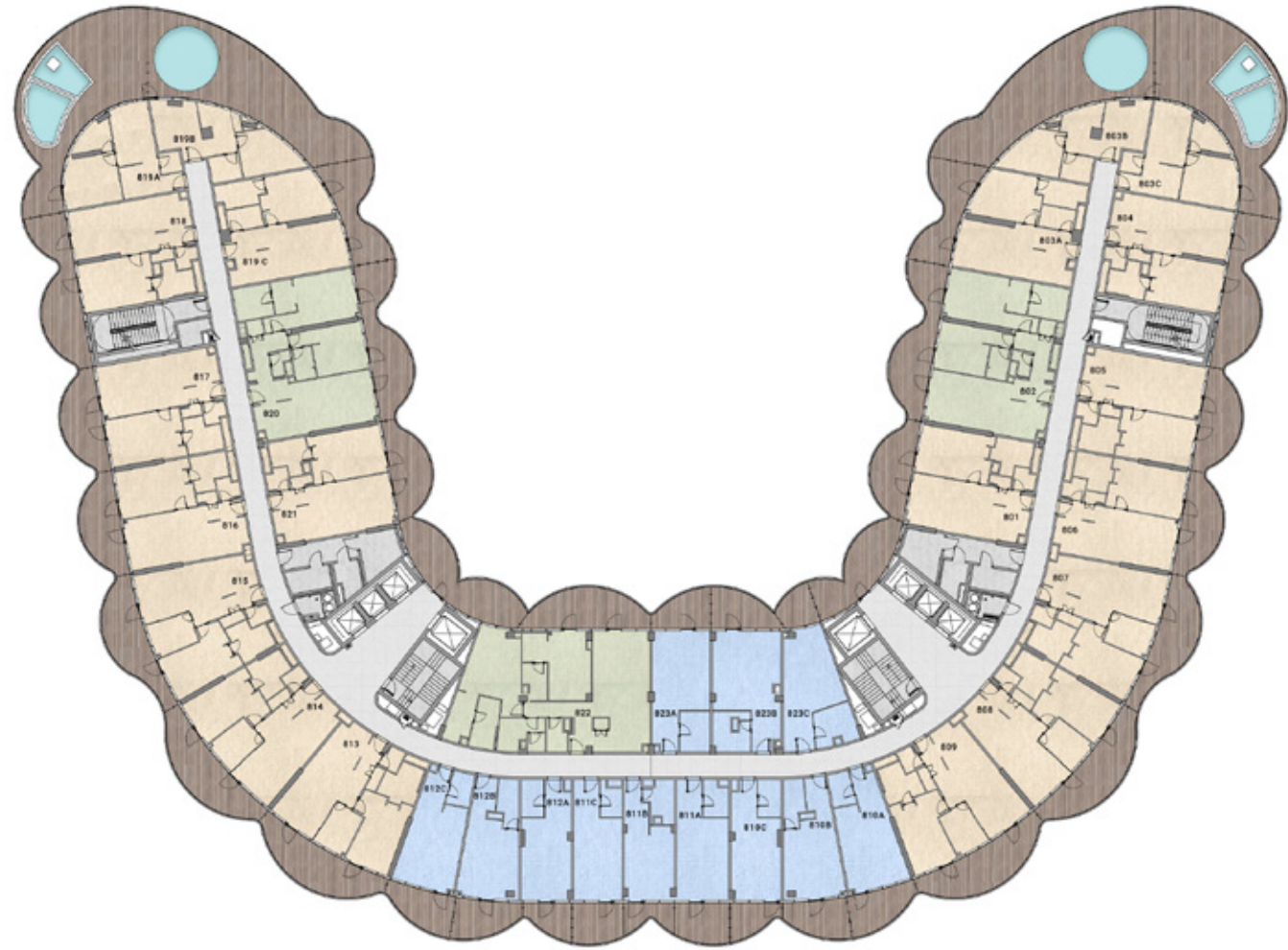
## LEVEL 6

- STUDIO UNITS
- 1BR UNITS
- 2BR UNITS
- 3BR UNITS



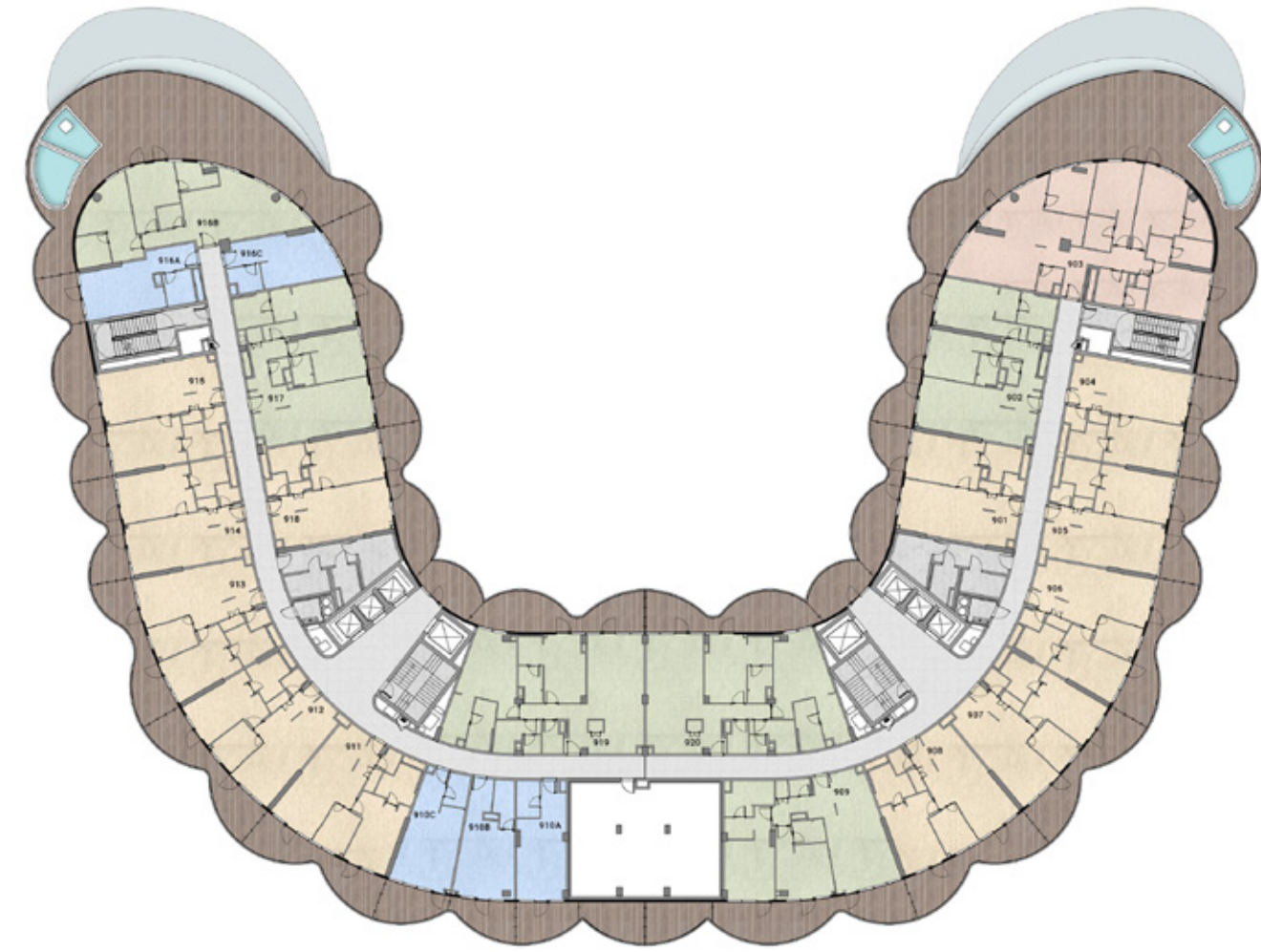
## LEVEL 7

- STUDIO UNITS
- 1BR UNITS
- 2BR UNITS
- 3BR UNITS



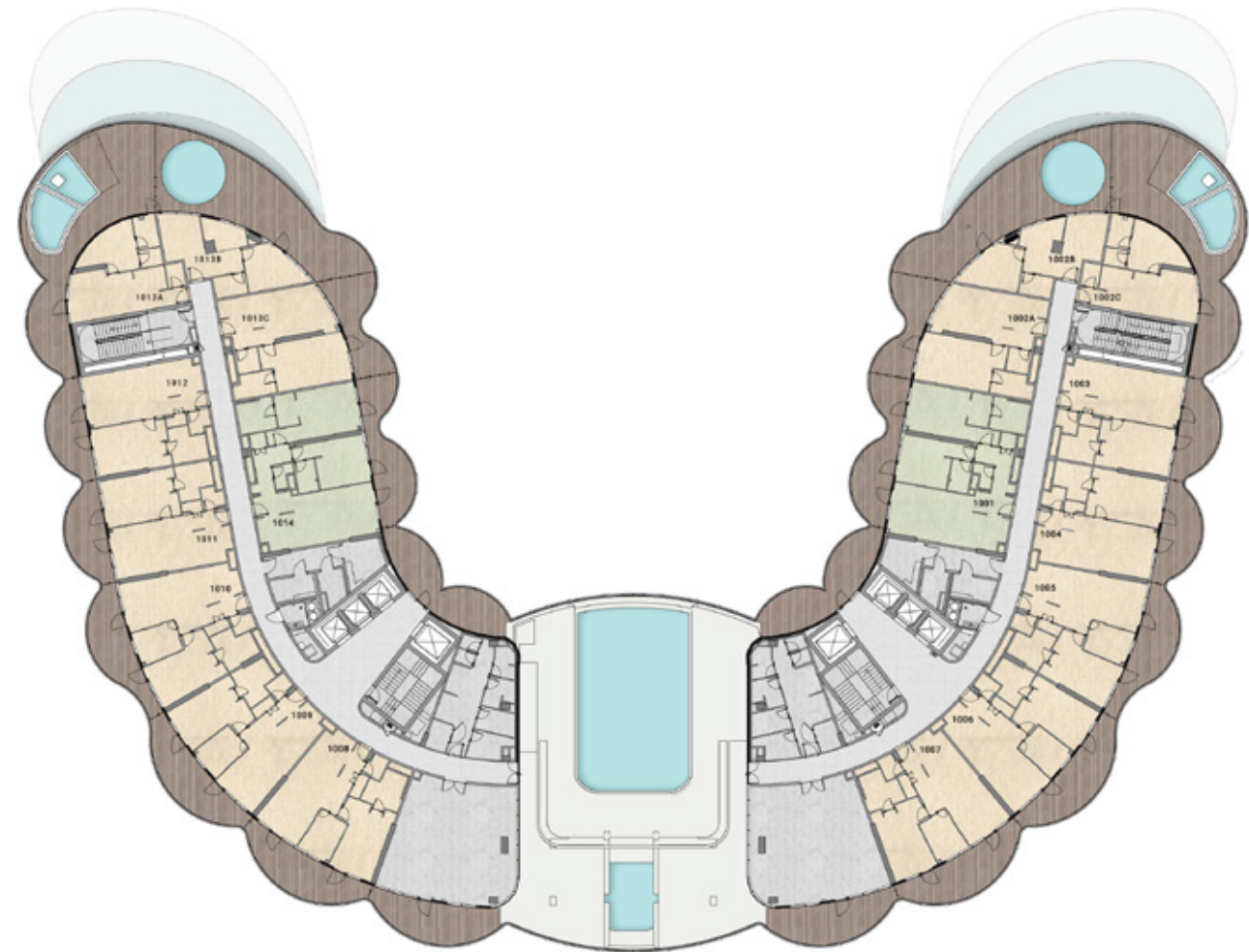
# LEVEL 8

- STUDIO UNITS
- 1BR UNITS
- 2BR UNITS
- 3BR UNITS



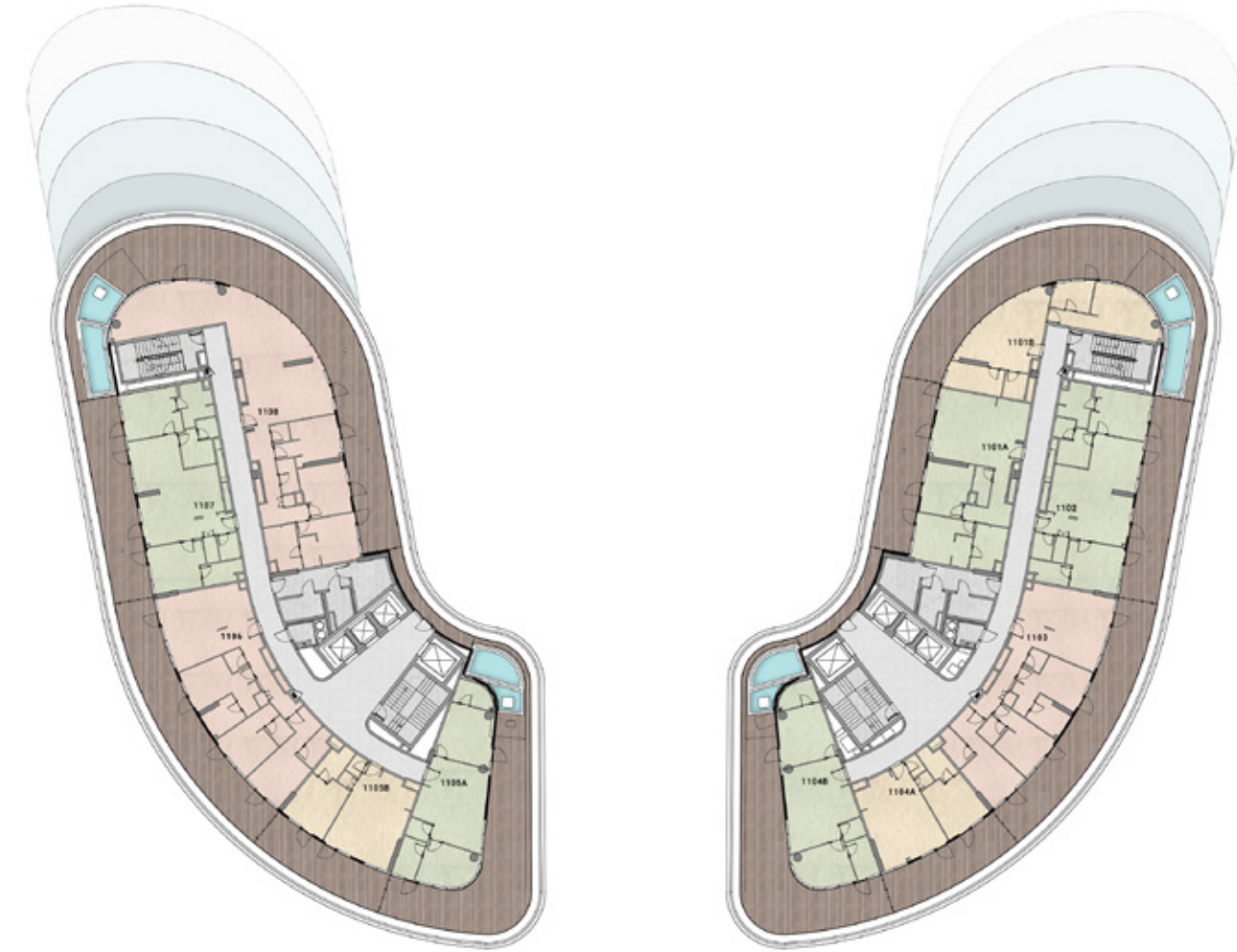
# LEVEL 9

- STUDIO UNITS
- 1BR UNITS
- 2BR UNITS
- 3BR UNITS



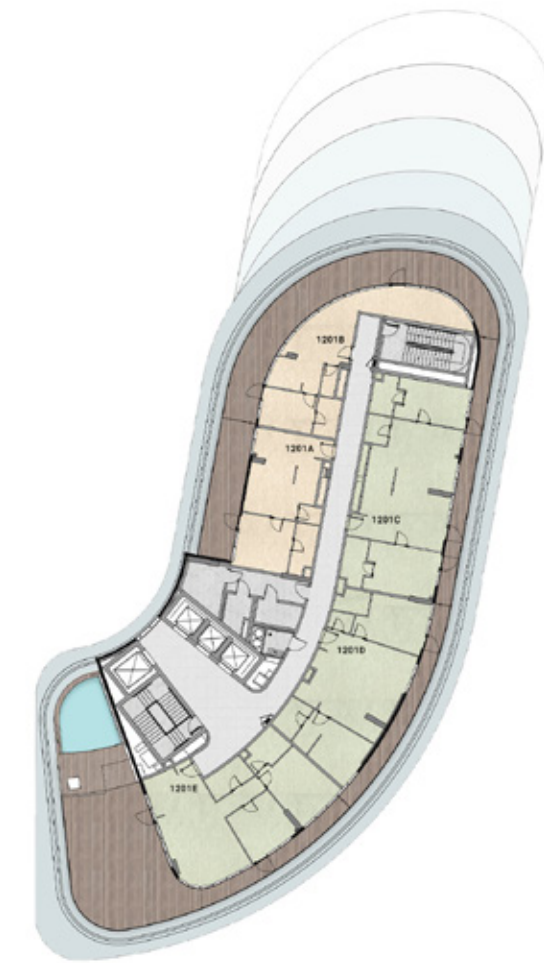
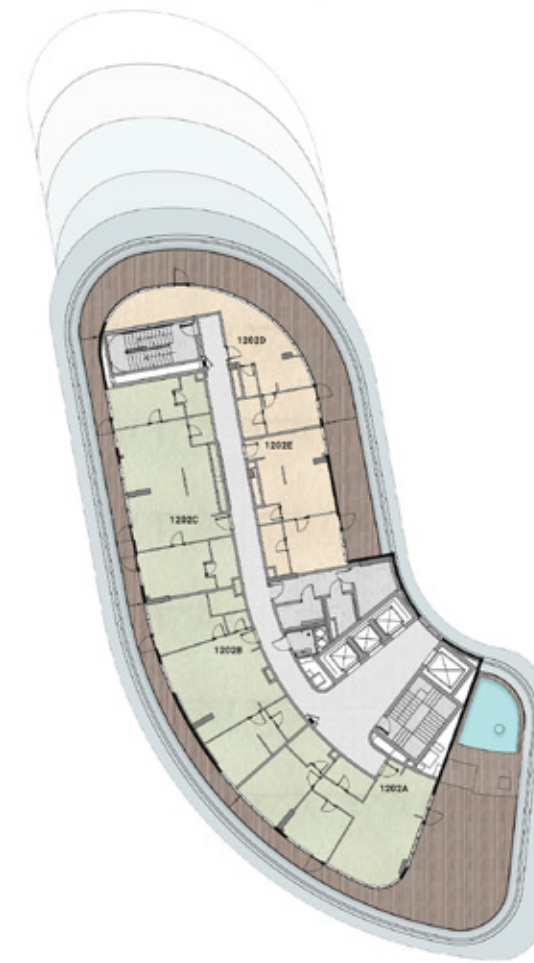
## LEVEL 10

- STUDIO UNITS
- 1BR UNITS
- 2BR UNITS
- 3BR UNITS



## LEVEL 11

- STUDIO UNITS
- 1BR UNITS
- 2BR UNITS
- 3BR UNITS



# LEVEL 12

- STUDIO UNITS
- 1BR UNITS
- 2BR UNITS
- 3BR UNITS





BNW DEVELOPMENTS  
بي ان دبليو للتطوير العقاري

33<sup>rd</sup> Floor, Uhora Tower, Business Bay, Dubai, UAE

☎ 800 BNWUAE 🌐 [www.bnw.ae](http://www.bnw.ae) ✉ [info@bnw.ae](mailto:info@bnw.ae)